



US00D613266S

(12) **United States Design Patent**
Barry et al.

(10) **Patent No.:** **US D613,266 S**
(45) **Date of Patent:** **** Apr. 6, 2010**

(54) **HEADSET FRAME**

(75) Inventors: **Adam Barry**, San Francisco, CA (US);
Dana Krieger, Seattle, WA (US); **Brett Lovelady**, Saratoga, CA (US)

(73) Assignee: **Astro Gaming, LLC**, San Francisco, CA (US)

(**) Term: **14 Years**

(21) Appl. No.: **29/329,574**

(22) Filed: **Dec. 17, 2008**

(51) **LOC (9) Cl.** **14-01**

(52) **U.S. Cl.** **D14/205**

(58) **Field of Classification Search** D14/205,
D14/206, 223, 203.5, 192; 379/430, 433.11,
379/433.13; 181/129-130; 381/380, 381,
381/386, 151, 331; D29/112; 2/209
See application file for complete search history.

(56) **References Cited**

U.S. PATENT DOCUMENTS

1,127,161	A *	2/1915	Baldwin	381/379
2,782,423	A *	2/1957	Simon et al.	2/209
4,554,993	A *	11/1985	Houng	181/130
4,829,571	A *	5/1989	Kakiuchi et al.	381/309
D379,817	S *	6/1997	Lin	D14/223
6,016,347	A *	1/2000	Magnasco et al.	379/430
D431,550	S *	10/2000	Yoneda	D14/205
D484,485	S *	12/2003	Matsuoka	D14/205
D510,335	S *	10/2005	Suzuki	D14/205
D514,087	S *	1/2006	Wilson et al.	D14/206
D517,527	S *	3/2006	Suzuki	D14/205
D519,110	S *	4/2006	Komiyama	D14/223
D524,794	S *	7/2006	Kim	D14/205
D538,261	S *	3/2007	Taylor et al.	D14/205

D542,774	S *	5/2007	Rausch et al.	D14/206
D549,688	S *	8/2007	Suzuki	D14/205
D549,694	S *	8/2007	Viduya et al.	D14/223
D556,187	S *	11/2007	Feng	D14/205
D567,220	S *	4/2008	Wang	D14/206
D573,581	S *	7/2008	Gondo et al.	D14/205
D576,604	S *	9/2008	Suzuki	D14/205
D585,871	S *	2/2009	Lee	D14/205
D585,872	S *	2/2009	Lee	D14/205
D588,098	S *	3/2009	Kurihara	D14/205
D588,100	S *	3/2009	Densho et al.	D14/205
D589,492	S *	3/2009	Mistry	D14/205
D591,263	S *	4/2009	Shimizu	D14/205
D592,182	S *	5/2009	Sanguinetti	D14/205
D592,639	S *	5/2009	Kuh et al.	D14/205

* cited by examiner

Primary Examiner—Paula Greene

(74) *Attorney, Agent, or Firm*—Christensen O'Connor Johnson Kindness PLLC

(57) **CLAIM**

The ornamental design for a headset frame, as shown and described.

DESCRIPTION

FIG. 1 is a front perspective view of a headset frame showing our new design;

FIG. 2 is a front elevational view thereof, the rear elevational view being a mirror image;

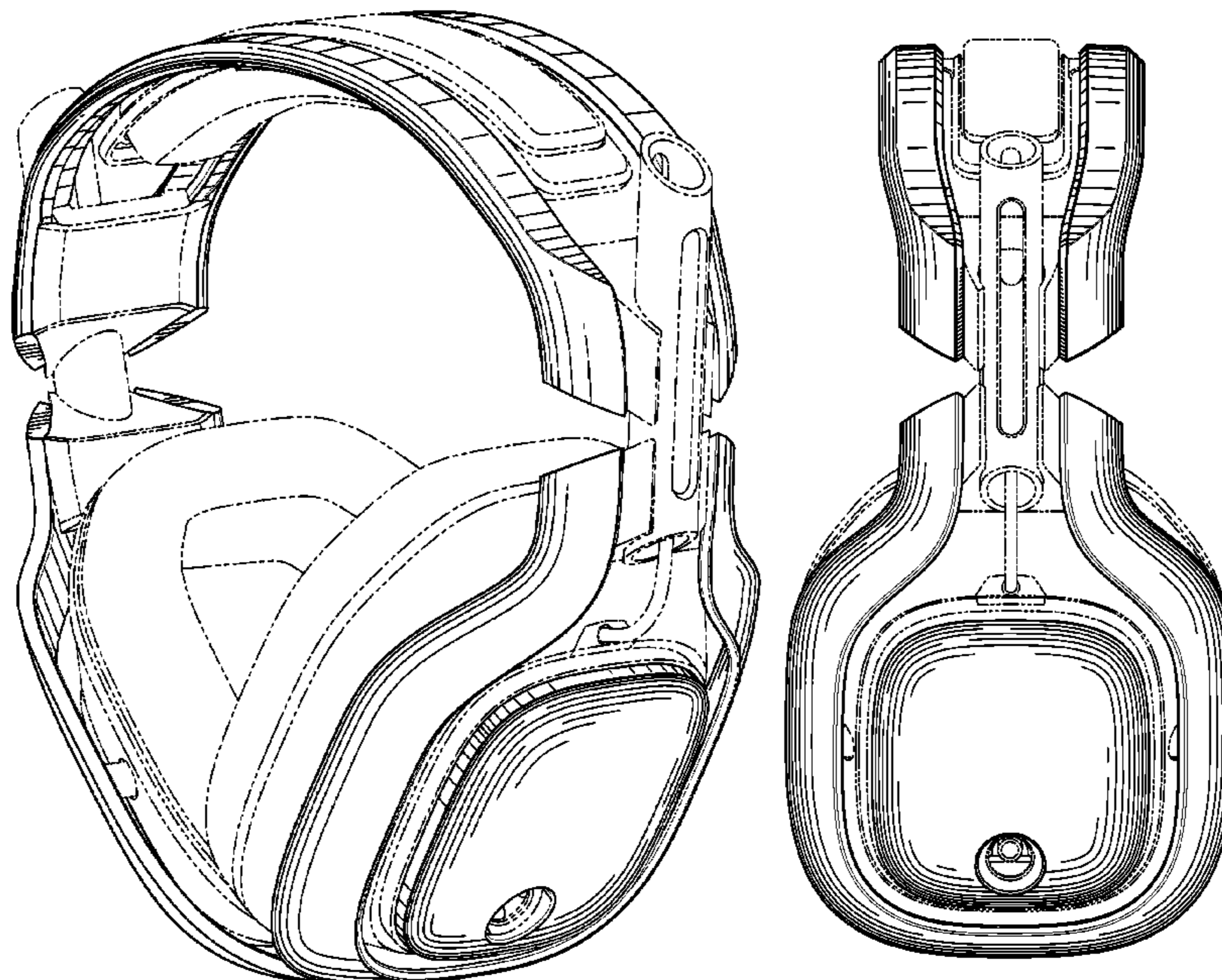
FIG. 3 is a side elevational view thereof;

FIG. 4 is an opposite side elevational view thereof; and,

FIG. 5 is a top plan view thereof.

The broken lines form no part of the claimed design.

1 Claim, 5 Drawing Sheets



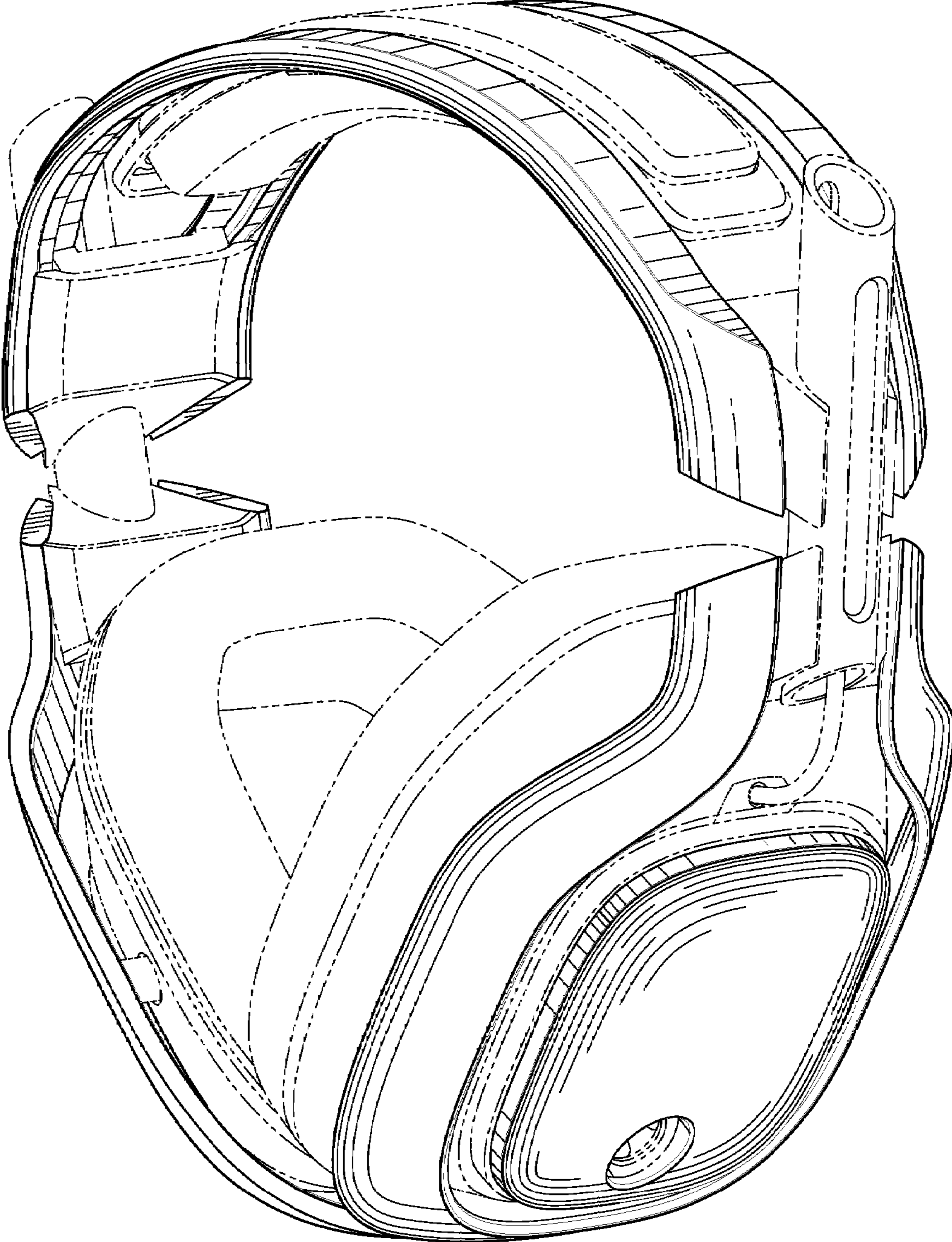


Fig. 1.



Fig. 2.

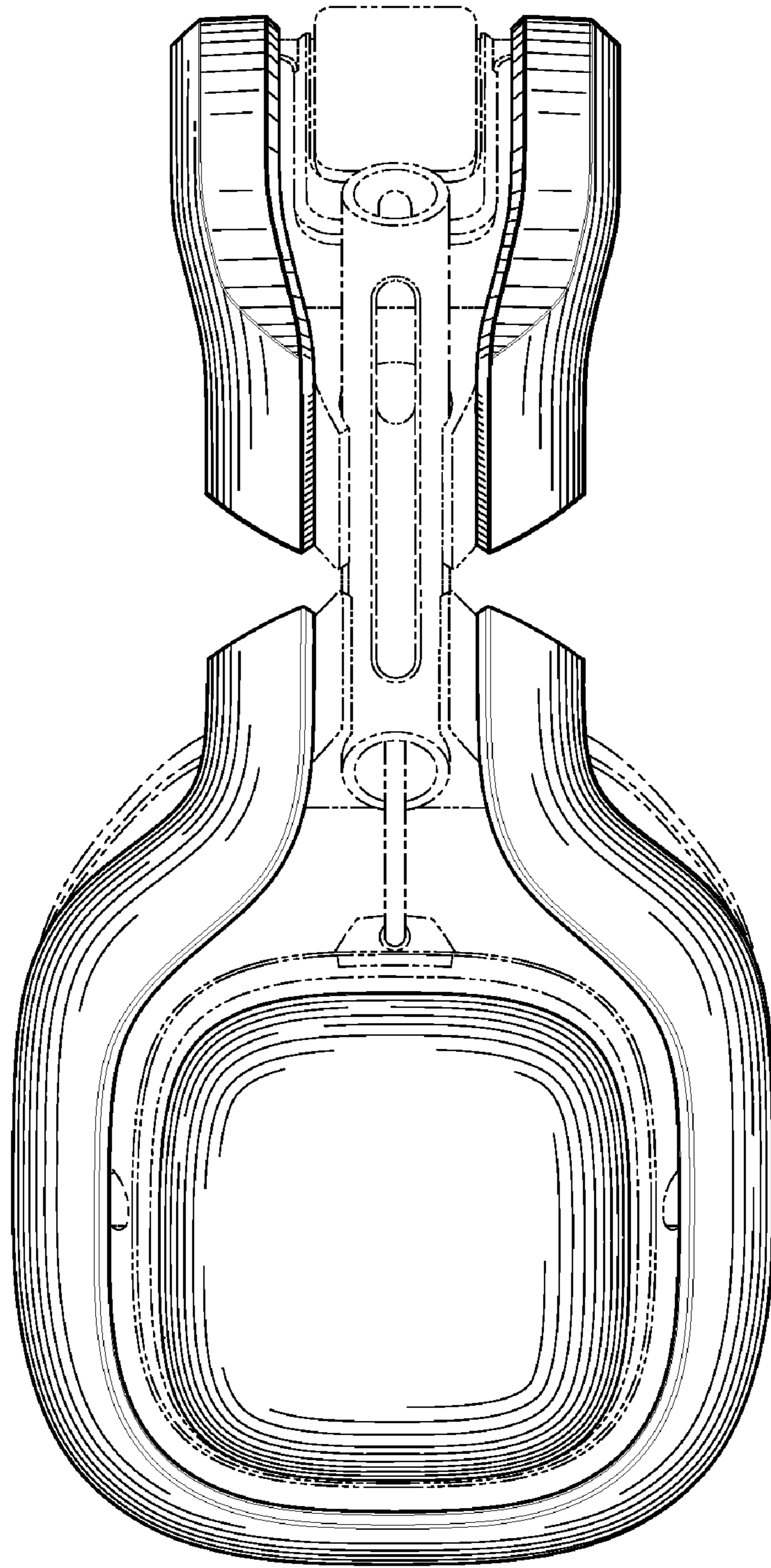


Fig. 3.

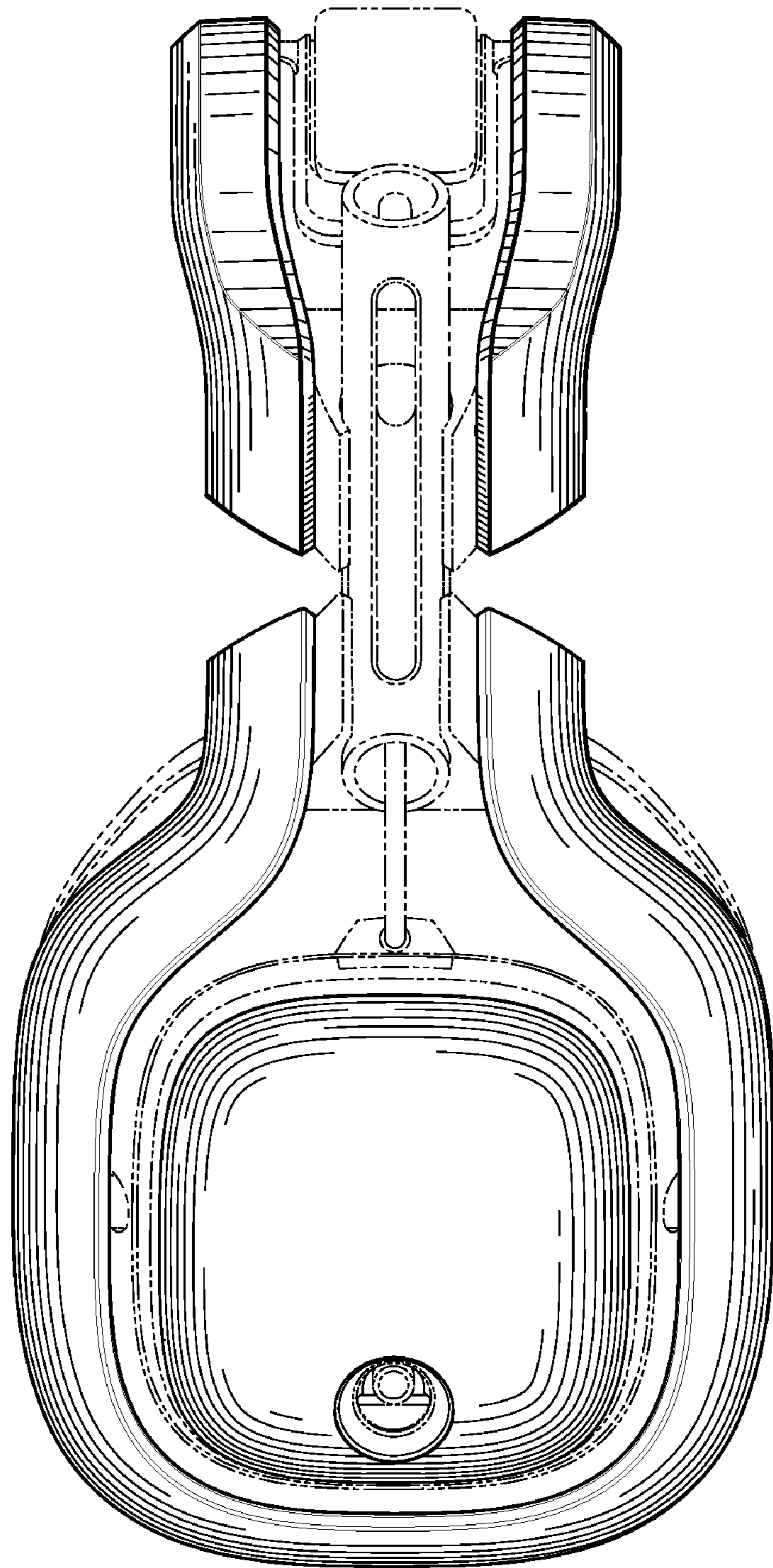


Fig. 4.

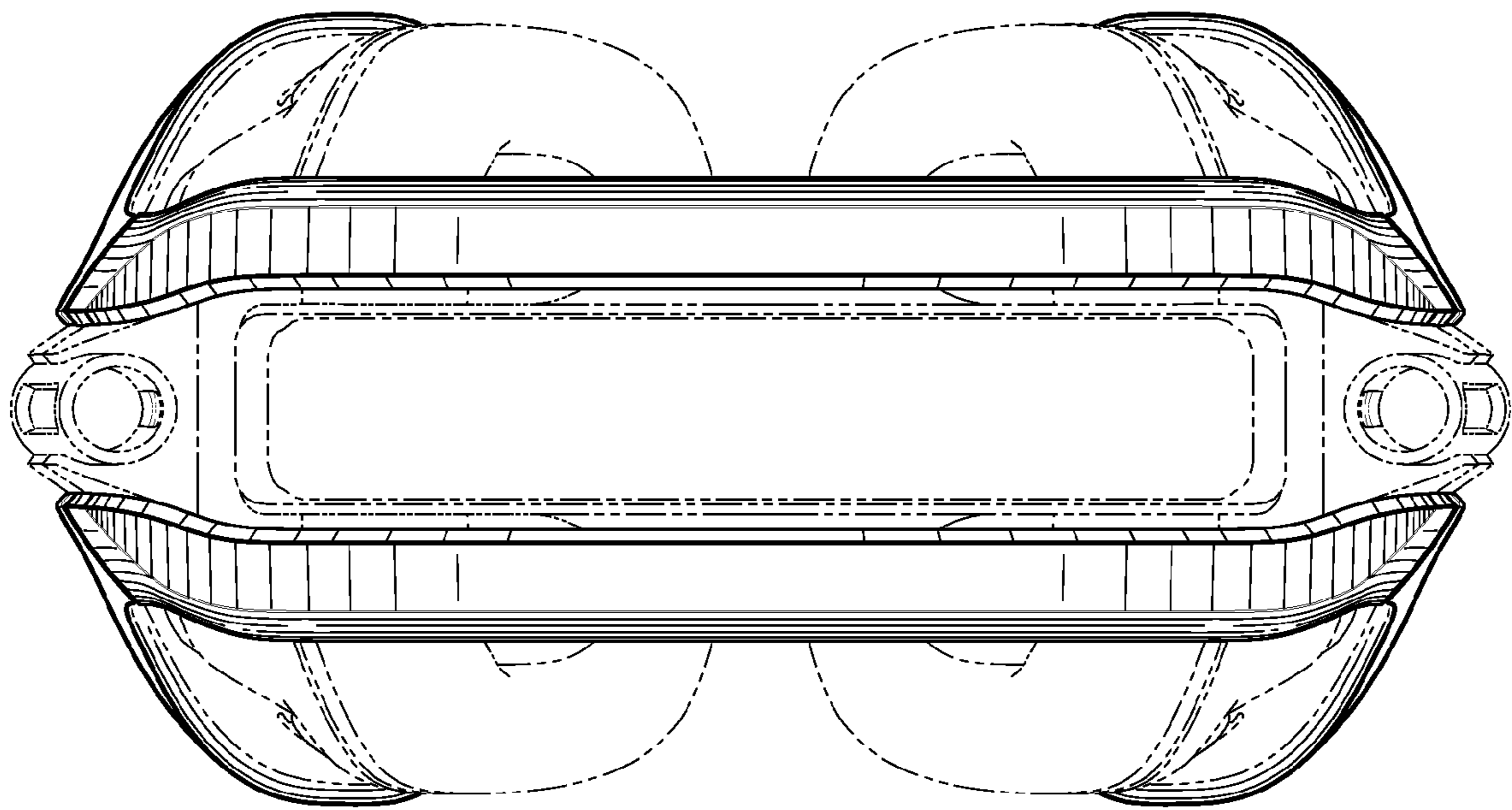


Fig. 5.