



US00D613243S

(12) **United States Design Patent**  
**Burttt**

(10) **Patent No.:** **US D613,243 S**

(45) **Date of Patent:** **\*\* Apr. 6, 2010**

(54) **THERMAL SOLAR CELL DESIGN**

(75) Inventor: **Eric R. Burttt**, Orinda, CA (US)

(73) Assignee: **PVT Solar, Inc.**, Berkeley, CA (US)

(\*\*) Term: **14 Years**

(21) Appl. No.: **29/342,710**

(22) Filed: **Aug. 31, 2009**

**Related U.S. Application Data**

(62) Division of application No. 29/329,770, filed on Dec. 20, 2008, now Pat. No. Des. 601,491.

(51) **LOC (9) Cl.** ..... **13-02**

(52) **U.S. Cl.** ..... **D13/102**

(58) **Field of Classification Search** ..... D13/102,  
D13/101, 103, 184, 199; D25/119, 122,  
D25/124, 156; 52/173.3; 136/241-252;  
320/101; 438/66, 72, 80

See application file for complete search history.

(56) **References Cited**

**U.S. PATENT DOCUMENTS**

D240,630 S \* 7/1976 Matsutani ..... D13/102  
4,170,507 A \* 10/1979 Keeling et al. .... 156/245  
4,231,807 A \* 11/1980 Keeling et al. .... 136/251  
D260,679 S \* 9/1981 Mayerovitch ..... D13/102  
5,092,939 A \* 3/1992 Nath et al. .... 136/251

D389,454 S \* 1/1998 Mori ..... D13/102  
D391,921 S \* 3/1998 Zimmer et al. .... D13/102  
D397,990 S \* 9/1998 Fukuhara et al. .... D13/102  
D448,722 S \* 10/2001 Drummond ..... D13/102  
6,307,145 B1 \* 10/2001 Kataoka et al. .... 136/251  
6,311,436 B1 \* 11/2001 Mimura et al. .... 52/173.3  
D543,501 S \* 5/2007 Yamashita et al. .... D13/102

\* cited by examiner

*Primary Examiner*—Prabhakar Deshmukh

*Assistant Examiner*—Derrick Holland

(74) *Attorney, Agent, or Firm*—Townsend and Townsend and Crew LLP

(57) **CLAIM**

The ornamental design for thermal solar cell design, as shown and described.

**DESCRIPTION**

FIG. 1 is a perspective view of a thermal solar cell design showing my new design;

FIG. 2 is a top plan view thereof;

FIG. 3 is a bottom plan view thereof;

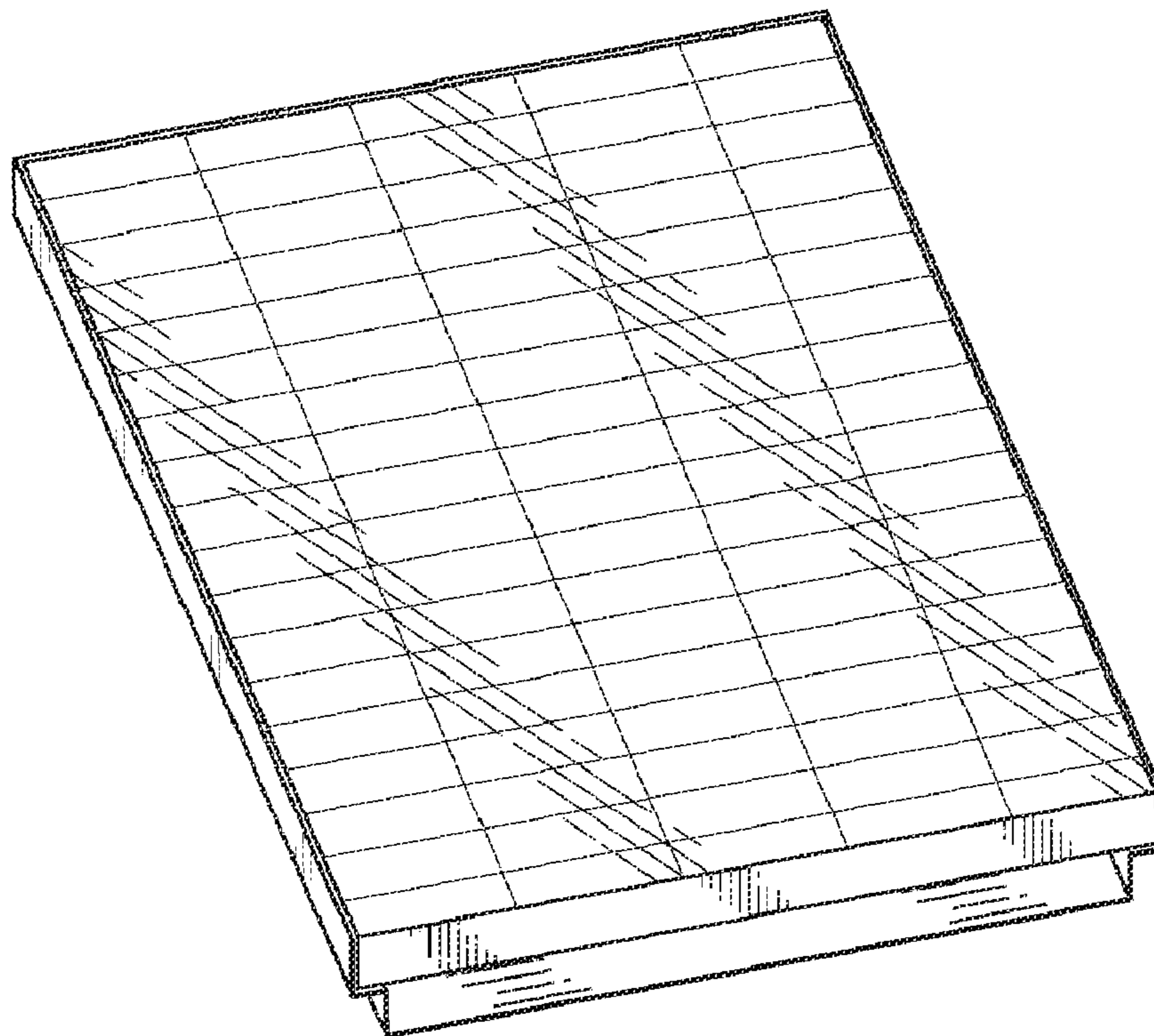
FIG. 4 is a front view thereof;

FIG. 5 is a back view thereof;

FIG. 6 is a first side view thereof; and,

FIG. 7 is a second side view thereof.

**1 Claim, 3 Drawing Sheets**



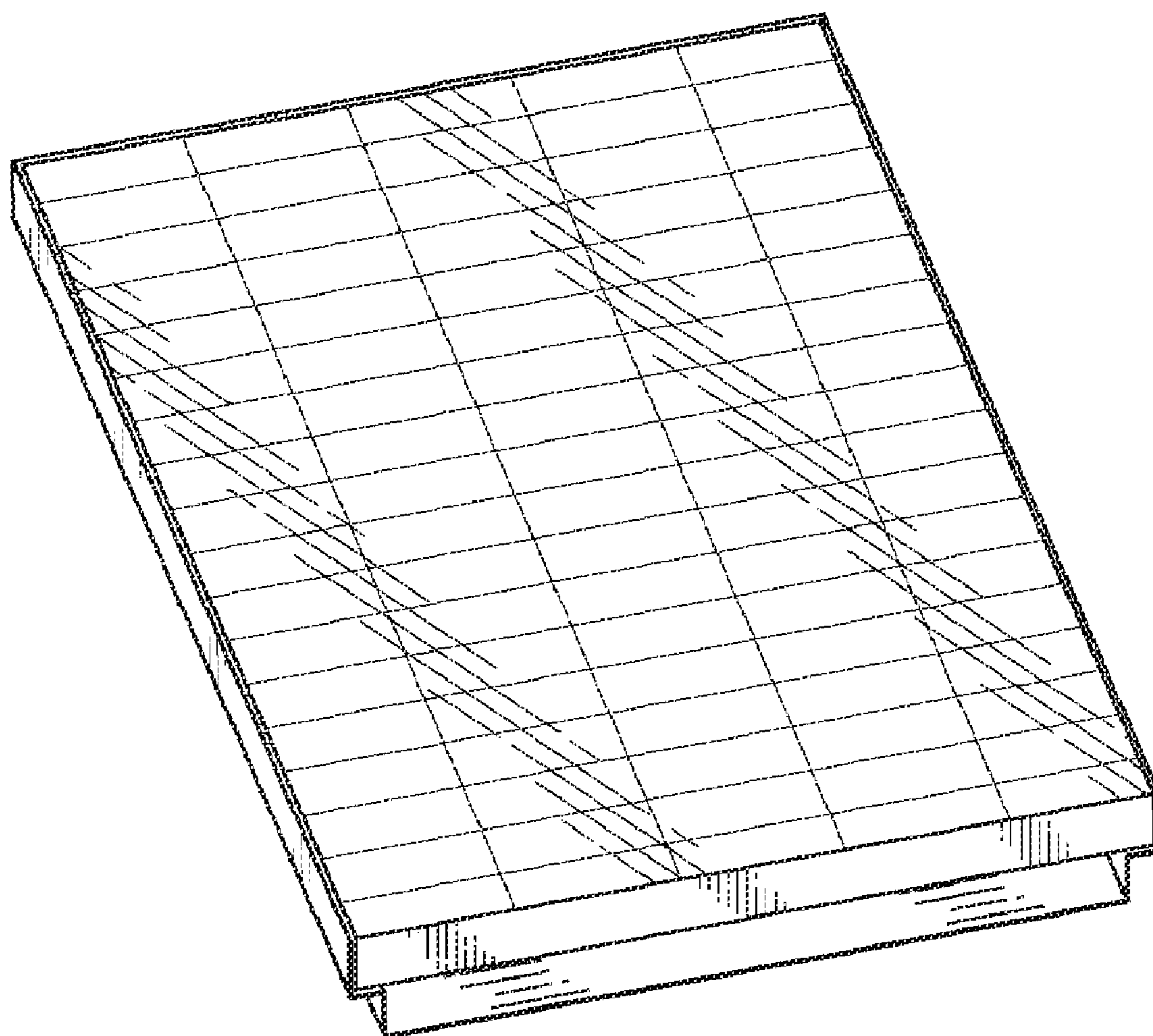


FIG. 1

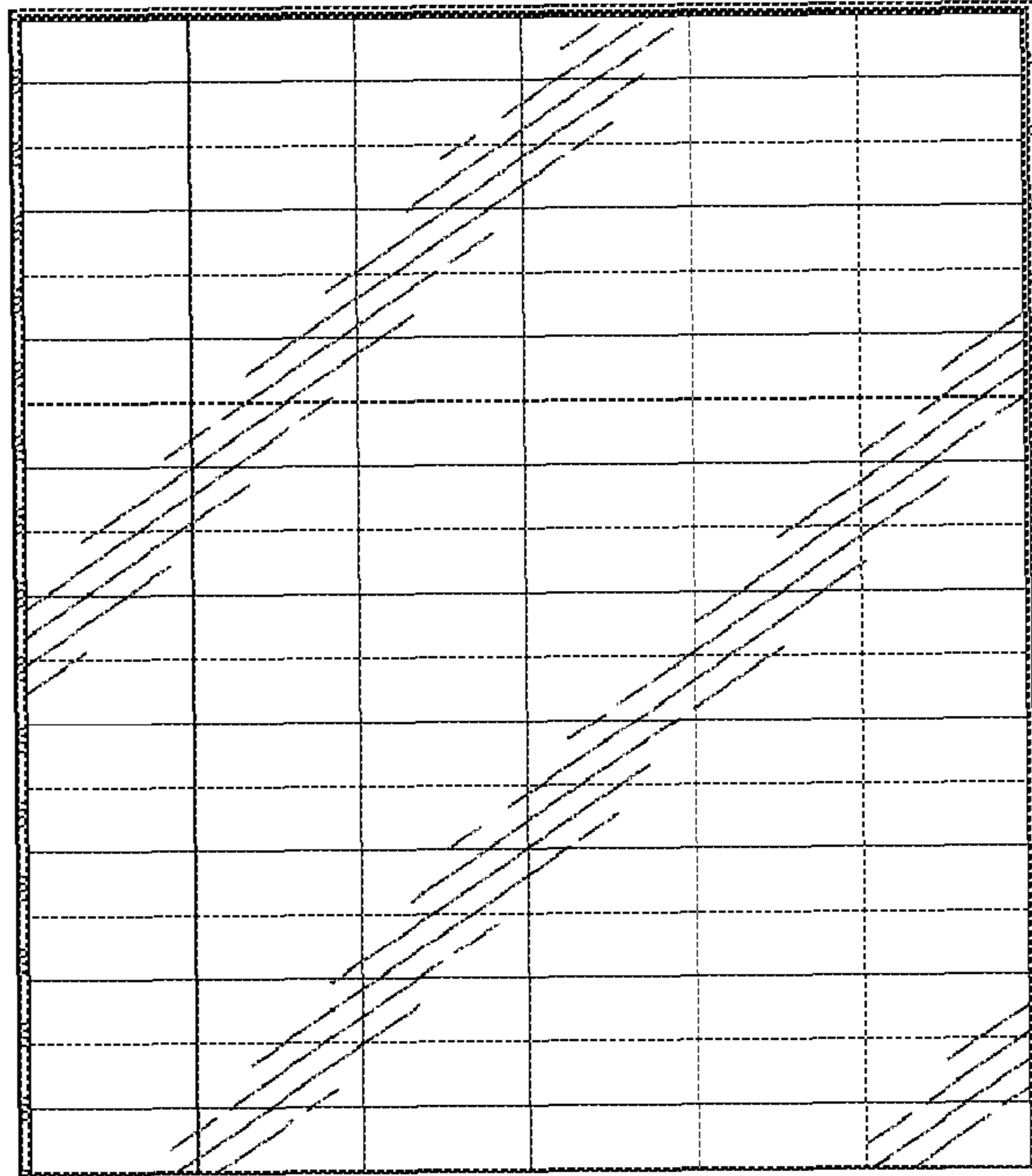


FIG. 2




FIG. 3

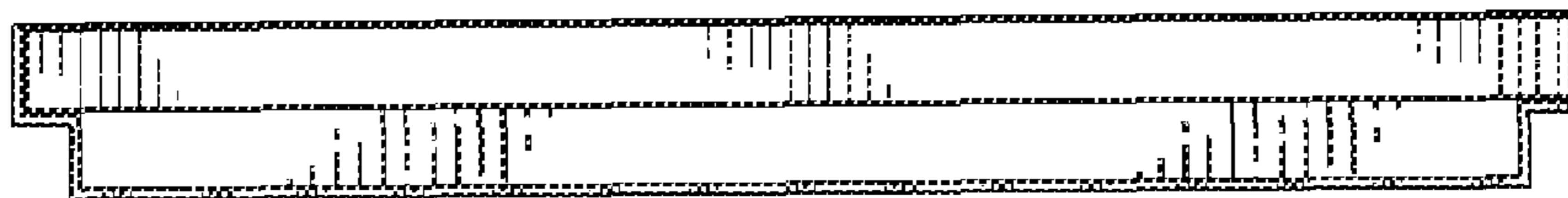


FIG. 4




FIG 5




FIG. 6




FIG. 7