



US00D613235S

(12) **United States Design Patent**
Kossi et al.

(10) **Patent No.:** **US D613,235 S**
(45) **Date of Patent:** **** Apr. 6, 2010**

(54) **TYRE**

(75) Inventors: **Henri Kossi**, Nokia (FI); **Jouni Raatikainen**, Lempäälä (FI); **Mikko Sironen**, Tampere (FI); **Mikko Jokinen**, Tampere (FI)

(73) Assignee: **Nokian Tyres PLC**, Nokia (FI)

(**) Term: **14 Years**

(21) Appl. No.: **29/316,981**

(22) Filed: **Nov. 13, 2009**

(30) **Foreign Application Priority Data**

Nov. 2, 2009 (EM) 001631029

(51) **LOC (9) Cl.** **12-15**

(52) **U.S. Cl.** **D12/521; D12/523**

(58) **Field of Classification Search** D12/505-532,
D12/900-901; 152/209.1, 209.8-209.19,
152/209.25-209.28

See application file for complete search history.

(56) **References Cited**

U.S. PATENT DOCUMENTS

D502,441 S * 3/2005 Lo D12/521
D525,186 S * 7/2006 Martin D12/521

D546,272 S * 7/2007 Shinohara et al. D12/521
D551,156 S * 9/2007 Shinohara et al. D12/521
D560,595 S * 1/2008 Bindner et al. D12/521
D581,347 S * 11/2008 Feider et al. D12/523
D586,726 S * 2/2009 Baumard et al. D12/521
D599,728 S * 9/2009 Froger et al. D12/521
D606,926 S * 12/2009 Heinen et al. D12/521

* cited by examiner

Primary Examiner—Sandra Cadmus

(74) *Attorney, Agent, or Firm*—Klauber & Jackson LLC

(57) **CLAIM**

The ornamental design for a tyre, as shown and described.

DESCRIPTION

FIG. 1 is a perspective view showing the front and right side of the tyre of our new design;

FIG. 2 is a front view thereof, depicting certain indicia on the central tread thereof;

FIG. 3 is a rear view thereof;

FIG. 4 is a partial view similar to FIG. 3, showing a portion of the tread pattern, with the remainder of the tyre in dotted lines;

FIG. 5 is a right side view thereof; and,

FIG. 6 is a left side view thereof.

1 Claim, 6 Drawing Sheets

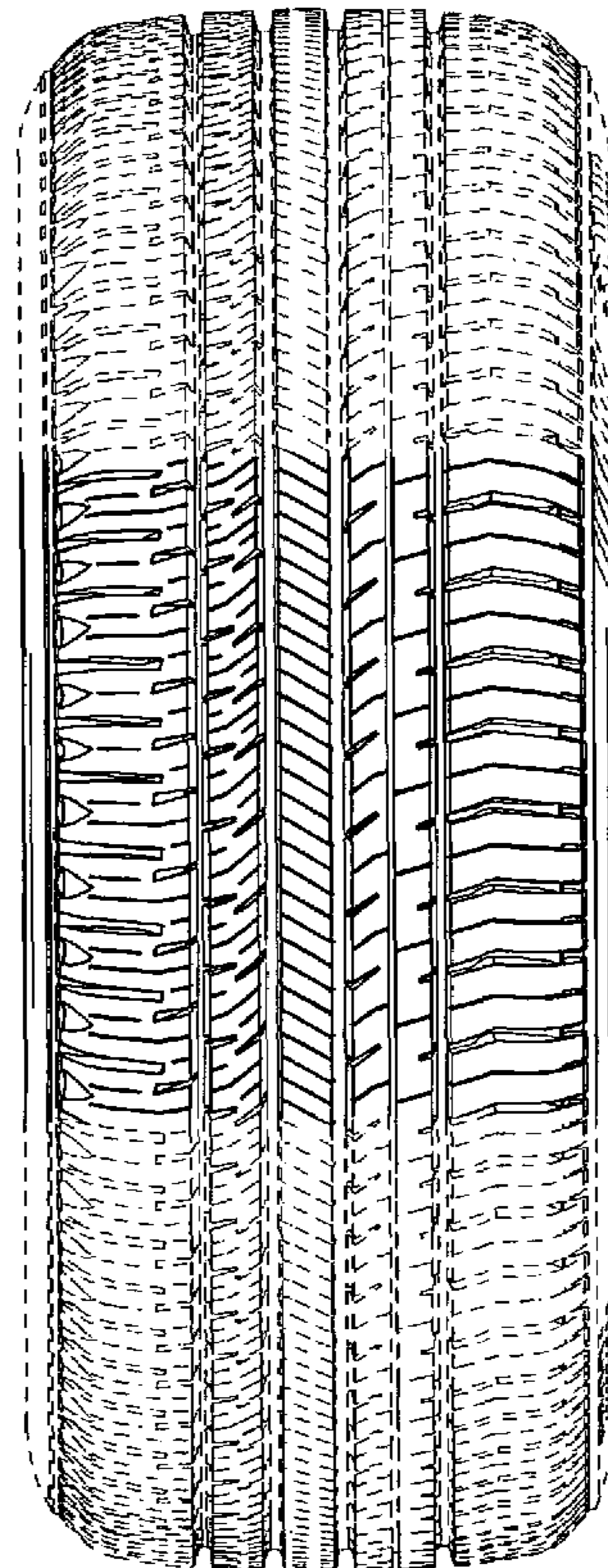
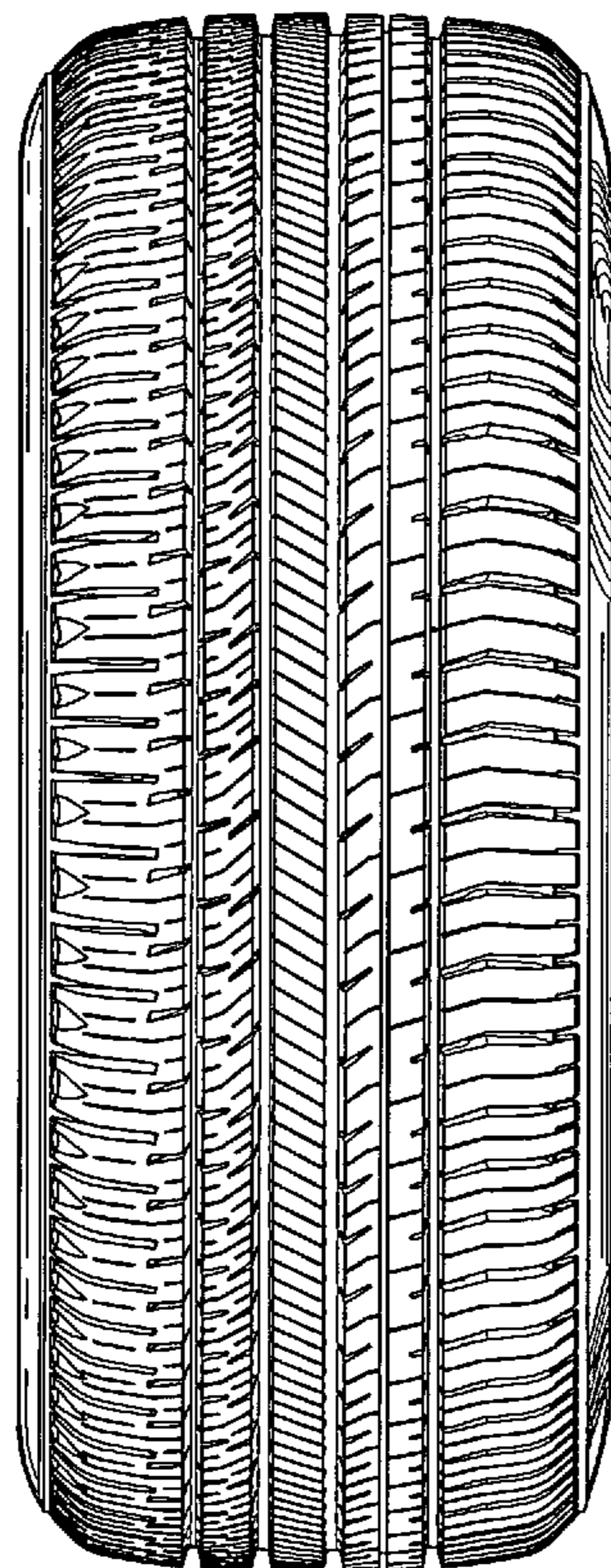


FIG. 1

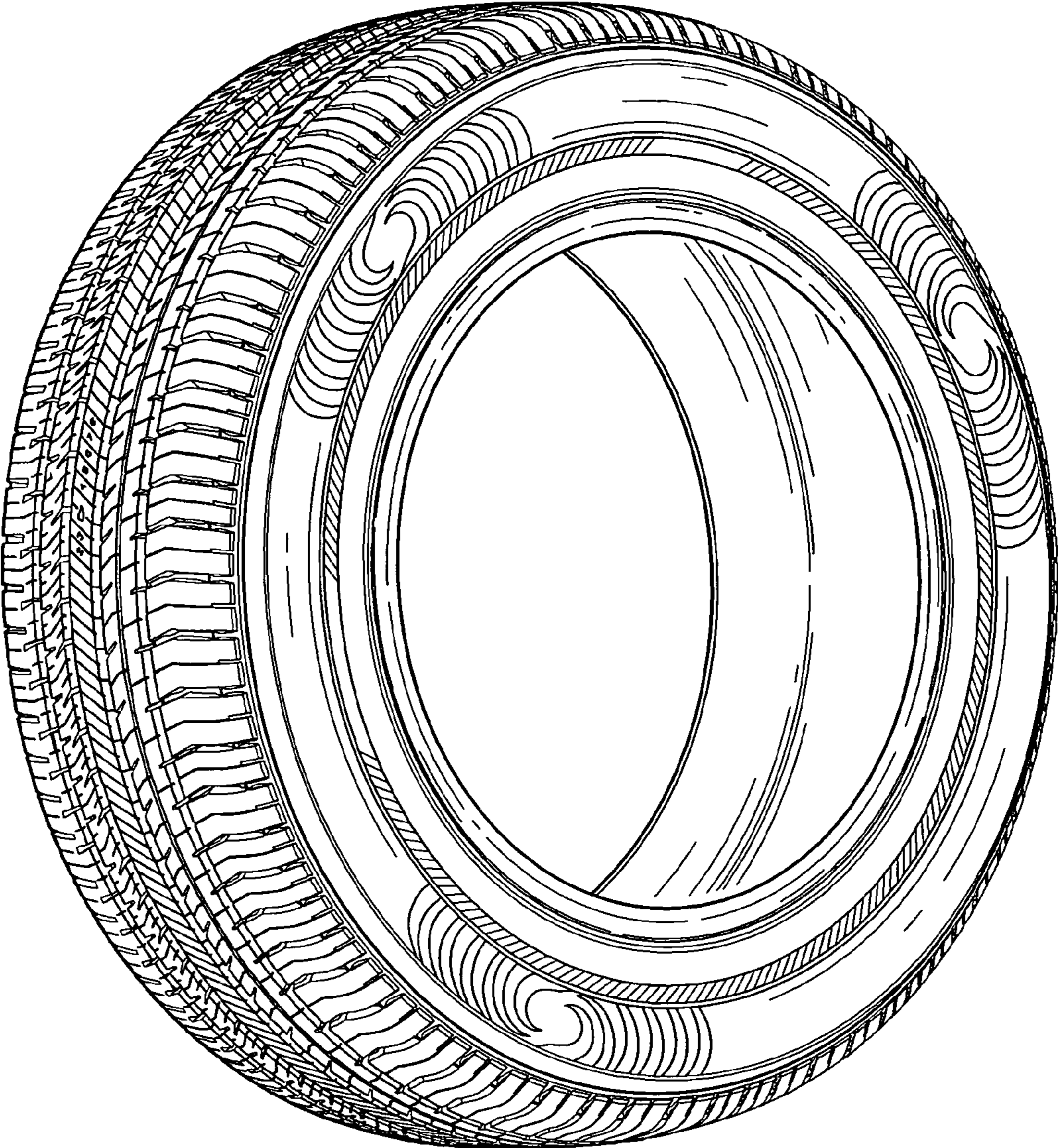


FIG. 2

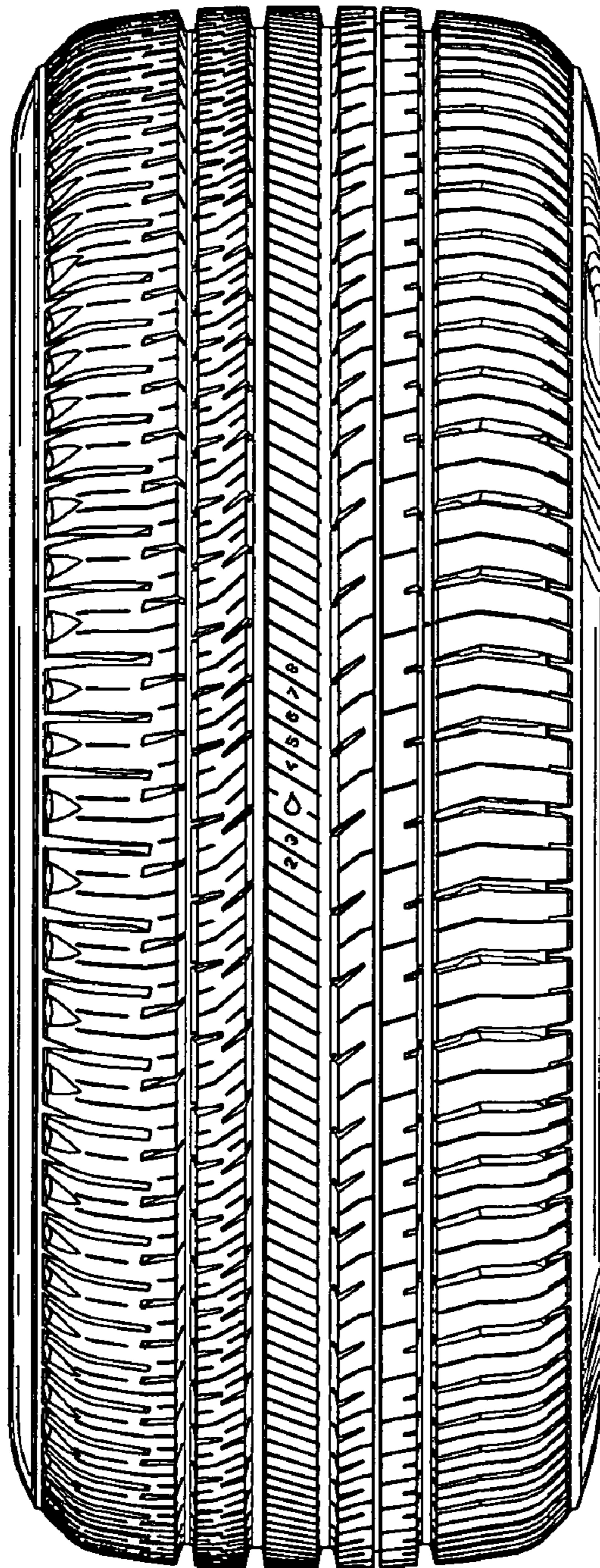


FIG. 3

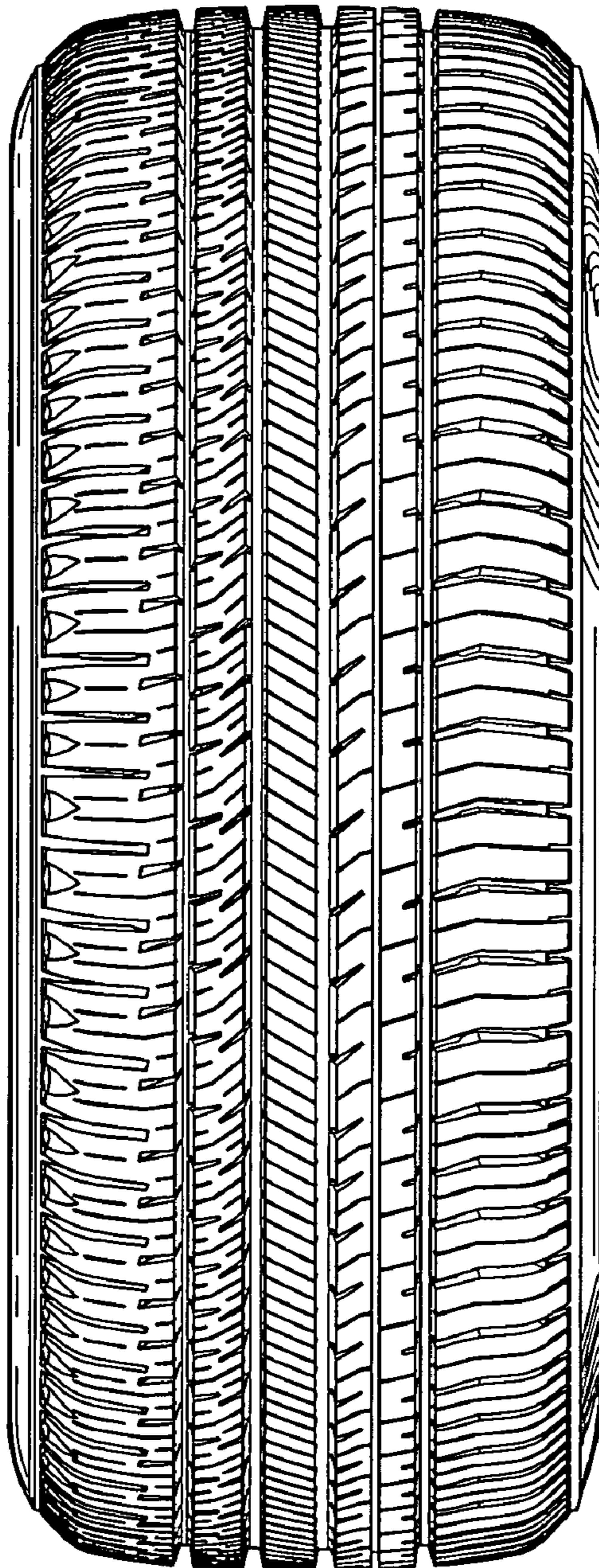


FIG. 4

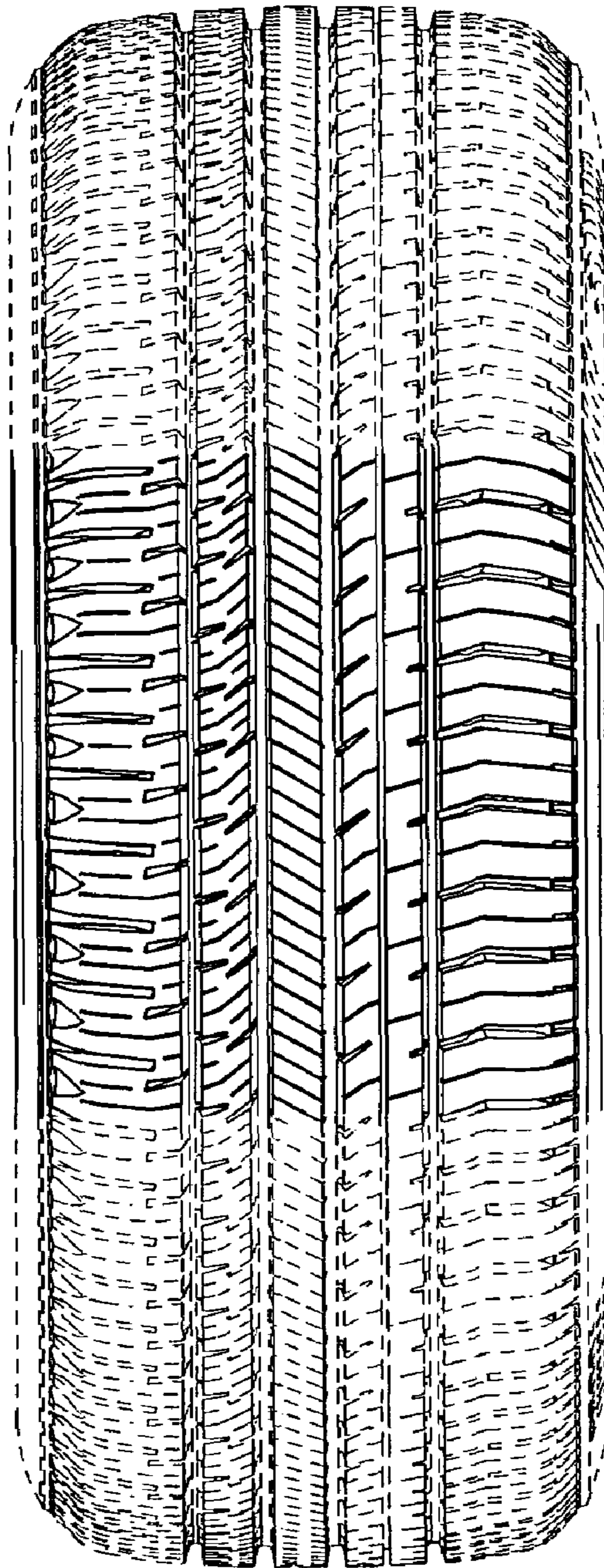


FIG. 5




FIG. 6

