



US00D613233S

(12) **United States Design Patent**  
**Larson**

(10) **Patent No.:** **US D613,233 S**  
(45) **Date of Patent:** **\*\* Apr. 6, 2010**

- (54) **AUTOMOBILE BODY PART**
- (75) Inventor: **Grant Larson**, Ludwigsburg (DE)
- (73) Assignee: **Dr. Ing. h.c. F. Porsche Aktiengesellschaft**, Stuttgart (DE)
- (\*\*) Term: **14 Years**
- (21) Appl. No.: **29/284,228**
- (22) Filed: **Sep. 4, 2007**
- (30) **Foreign Application Priority Data**  
Mar. 5, 2007 (DE) ..... 4 07 01 203.6
- (51) **LOC (9) Cl.** ..... **12-16**
- (52) **U.S. Cl.** ..... **D12/401**
- (58) **Field of Classification Search** ..... D12/401-405;  
160/370.21, 370.22; 180/370.23; 280/770;  
150/165-167; 296/136.01, 95.1, 84.1, 77.1;  
224/328; 135/88.01, 88.1, 91, 93, 95  
See application file for complete search history.
- (56) **References Cited**  
**U.S. PATENT DOCUMENTS**  
2,765,192 A \* 10/1956 Blake ..... 296/107.01

- 4,606,573 A \* 8/1986 Schneider ..... 296/210
- D352,494 S \* 11/1994 Hubbach et al. .... D12/401
- 5,533,777 A \* 7/1996 Kleemann et al. .... 296/117
- D385,845 S \* 11/1997 Wagner ..... D12/401

\* cited by examiner

*Primary Examiner*—Caron Veynar  
*Assistant Examiner*—Katrina A Kile

(57) **CLAIM**


The ornamental design for an automobile body part, as shown and described.

**DESCRIPTION**

FIG. 1 is a right-side, perspective view of the automobile body part, showing my new design;  
FIG. 2 is a rear view thereof;  
FIG. 3 is a right-side view thereof;  
FIG. 4 is a top, plan view thereof; and,  
FIG. 5 is a front view thereof.

In the drawings, the broken lines show portions of an automobile body part and form no part of the claimed design.

**1 Claim, 3 Drawing Sheets**






FIG. 1

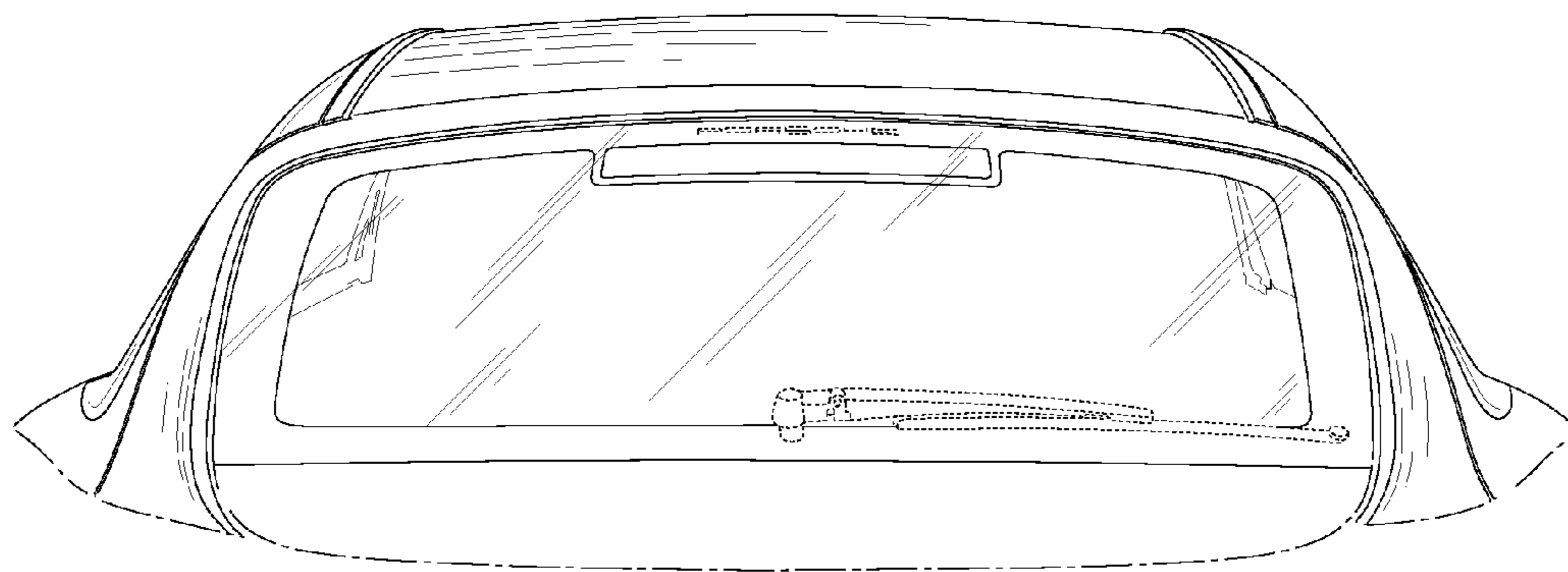


FIG. 2

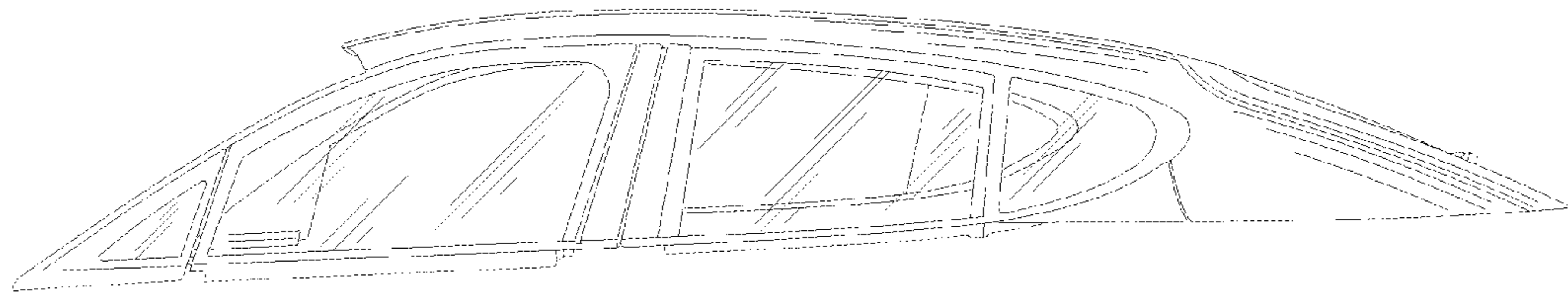


FIG. 3




FIG. 4




FIG. 5