



US00D613227S

(12) **United States Design Patent**
Mueller-Stolz

(10) **Patent No.:** **US D613,227 S**
(45) **Date of Patent:** **** Apr. 6, 2010**

(54) **WHEEL OR WHEEL COVER**

(75) Inventor: **Dirk Mueller-Stolz**, Munich (DE)

(73) Assignee: **Bayerische Motoren Werke Aktiengesellschaft**, Munich (DE)

(**) Term: **14 Years**

(21) Appl. No.: **29/347,012**

(22) Filed: **Aug. 24, 2009**

(30) **Foreign Application Priority Data**

Feb. 25, 2009 (DE) 402009001117

(51) **LOC (9) Cl.** **12-16**

(52) **U.S. Cl.** **D12/209**

(58) **Field of Classification Search** D12/204-213;
301/37.101, 64.101, 65, 64.201
See application file for complete search history.

(56) **References Cited**

U.S. PATENT DOCUMENTS

D451,462 S * 12/2001 Donikoglu D12/209
D455,697 S * 4/2002 Chung D12/209
D491,865 S * 6/2004 Warming D12/209
D540,240 S * 4/2007 Kountouras D12/211

D545,261 S * 6/2007 Looho D12/209
D549,149 S * 8/2007 Thomas et al. D12/209
D567,167 S * 4/2008 Forster D12/211
D572,186 S * 7/2008 Viandante D12/211
D585,354 S * 1/2009 Powell et al. D12/211

FOREIGN PATENT DOCUMENTS

EM 000090410-0008 3/2004
EM 000213335-0010 11/2004

* cited by examiner

Primary Examiner—Stacia Cadmus

(74) *Attorney, Agent, or Firm*—Crowell & Moring LLP

(57) **CLAIM**

The ornamental design for a wheel or wheel cover, as shown and described.

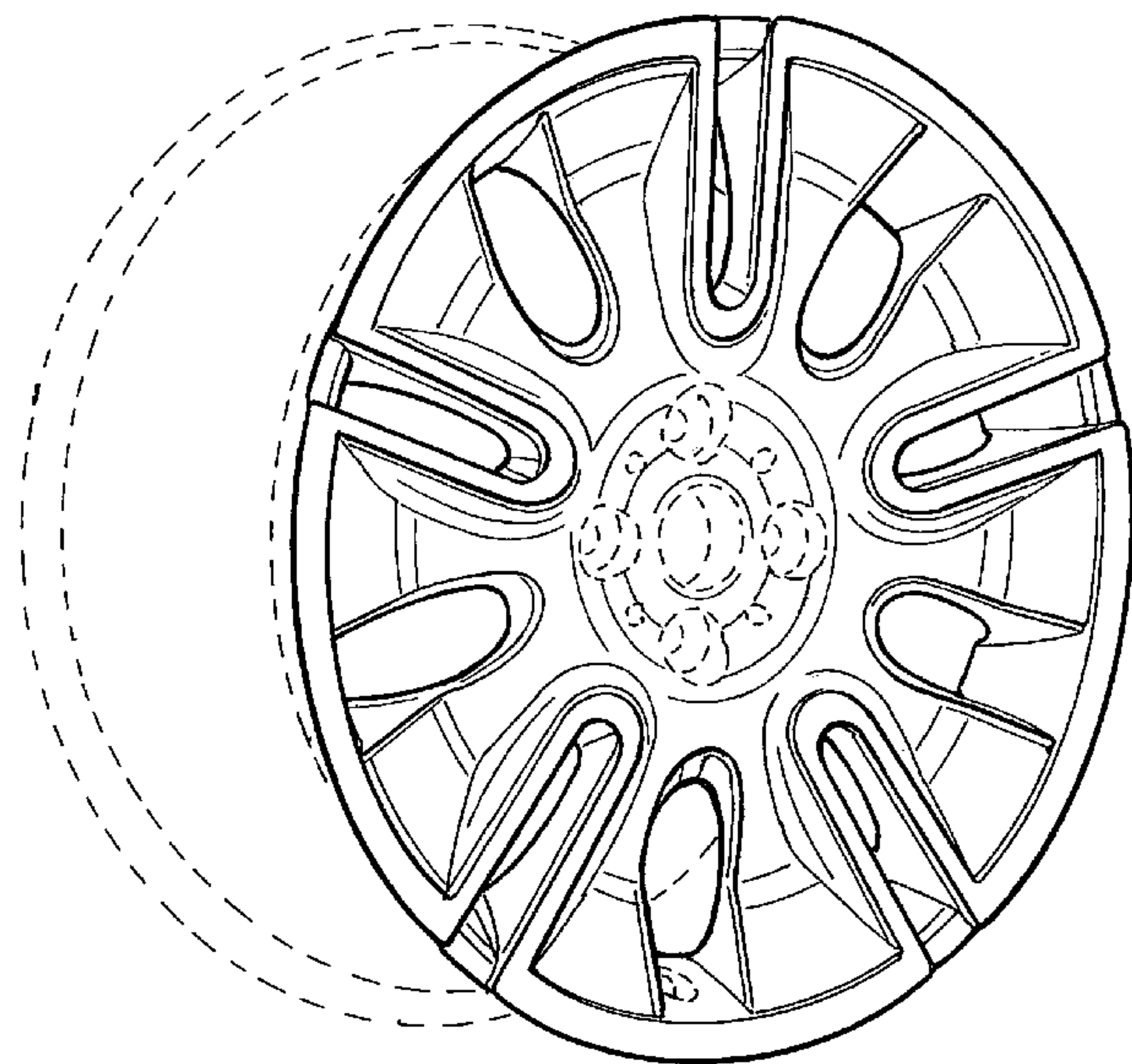

DESCRIPTION

FIG. 1 is a front view of a wheel or wheel cover according to my design; and,

FIG. 2 is a perspective view thereof.

The broken line showing of the rear of the rim and the bolt holes in the central hub area is included for the purpose of illustrating environment and forms no part of the claimed design.

1 Claim, 1 Drawing Sheet



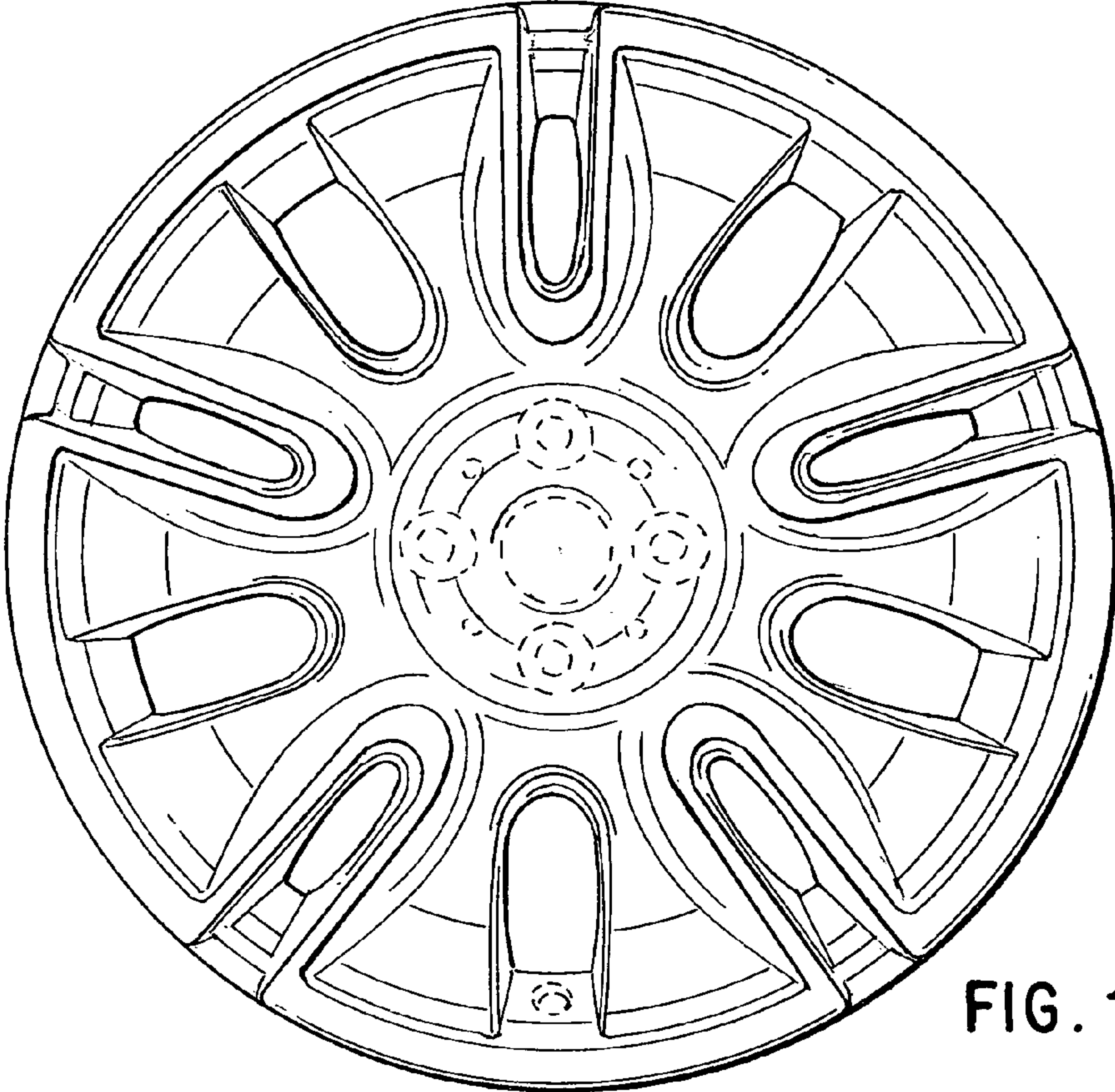


FIG. 1

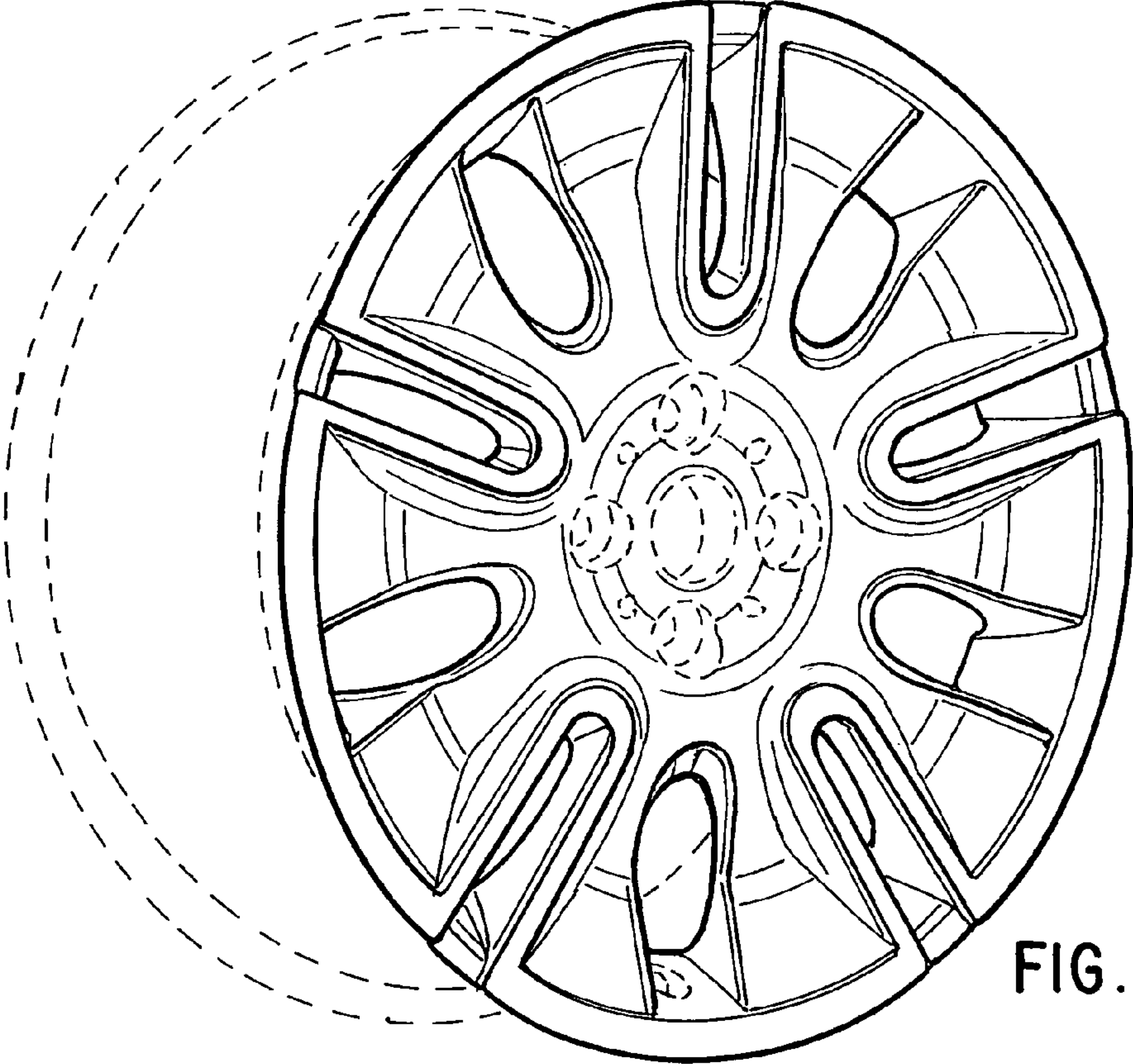


FIG. 2