



US00D613226S

(12) **United States Design Patent**
Lu

(10) **Patent No.:** **US D613,226 S**

(45) **Date of Patent:** **** Apr. 6, 2010**

(54) **VEHICLE FLOOR MAT**

D555,562 S * 11/2007 Iacovelli et al. D12/203
D569,318 S * 5/2008 Kraines D12/203

(75) Inventor: **Michael Lu**, Tainan Hsien (TW)

* cited by examiner

(73) Assignee: **Packy Poda Inc.**, Tainan Hsien (TW)

Primary Examiner—Stacia Cadmus

(**) Term: **14 Years**

(74) *Attorney, Agent, or Firm*—Alan Kamrath; Kamrath & Associates PA

(21) Appl. No.: **29/346,736**

(57) **CLAIM**

(22) Filed: **Nov. 5, 2009**

The ornamental design for a vehicle floor mat, as shown and described.

(51) **LOC (9) Cl.** **12-16**

(52) **U.S. Cl.** **D12/203**

(58) **Field of Classification Search** D12/203;
D6/582-586, 592; 280/163-164.1; 15/215-217;
428/138.141; 296/97.23

DESCRIPTION

See application file for complete search history.

FIG. 1 is a perspective view of a vehicle floor mat showing my design;

FIG. 2 is a front elevational view thereof;

FIG. 3 is a rear elevational view thereof;

FIG. 4 is a left side elevational view thereof;

FIG. 5 is a right side elevational view thereof;

FIG. 6 is a top plan view thereof; and,

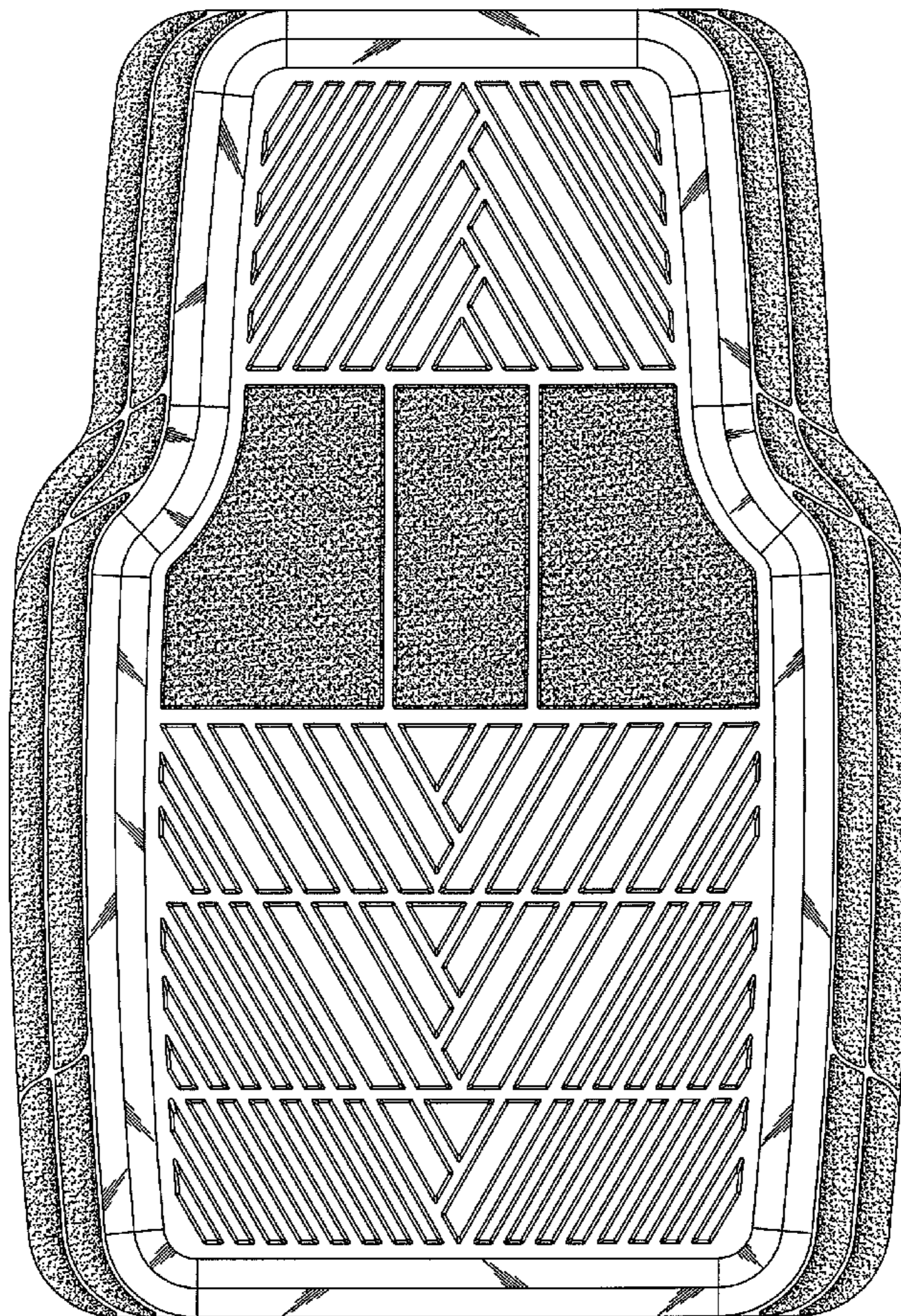
FIG. 7 is a bottom plan view thereof.

(56) **References Cited**

U.S. PATENT DOCUMENTS

D325,555 S *	4/1992	Primeau	D12/203
D393,238 S *	4/1998	Kraines	D12/203
D408,342 S *	4/1999	Yang	D12/203
D471,850 S *	3/2003	Kraines	D12/203
D508,450 S *	8/2005	Hussaini et al.	D12/203
D514,043 S *	1/2006	Hussaini et al.	D12/203

1 Claim, 5 Drawing Sheets



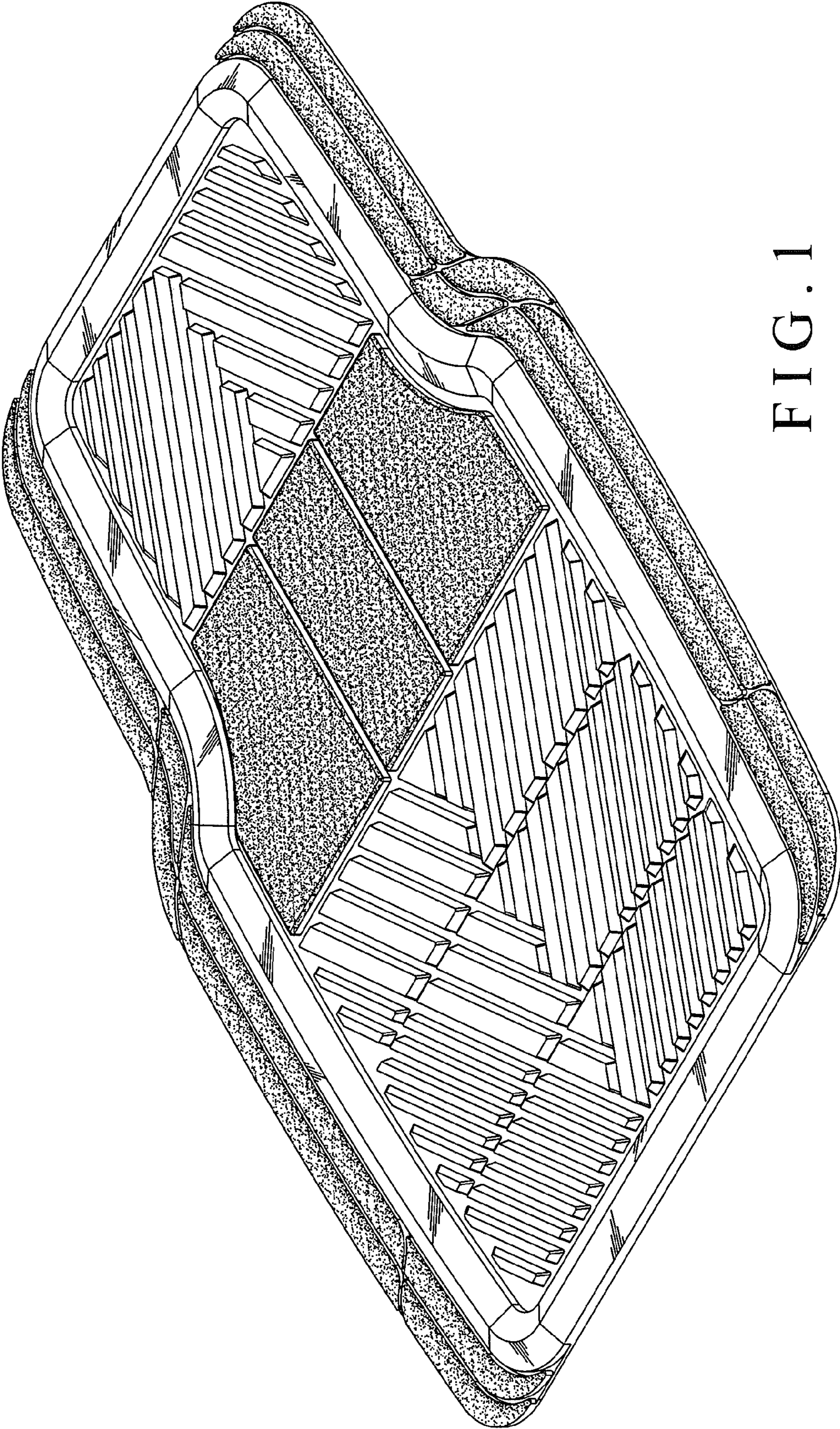


FIG. 1



FIG. 2



FIG. 3

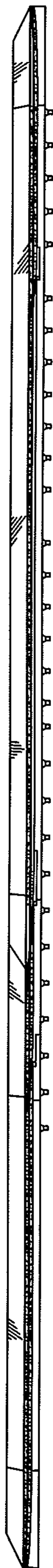


FIG. 4

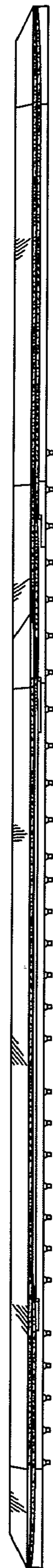


FIG. 5

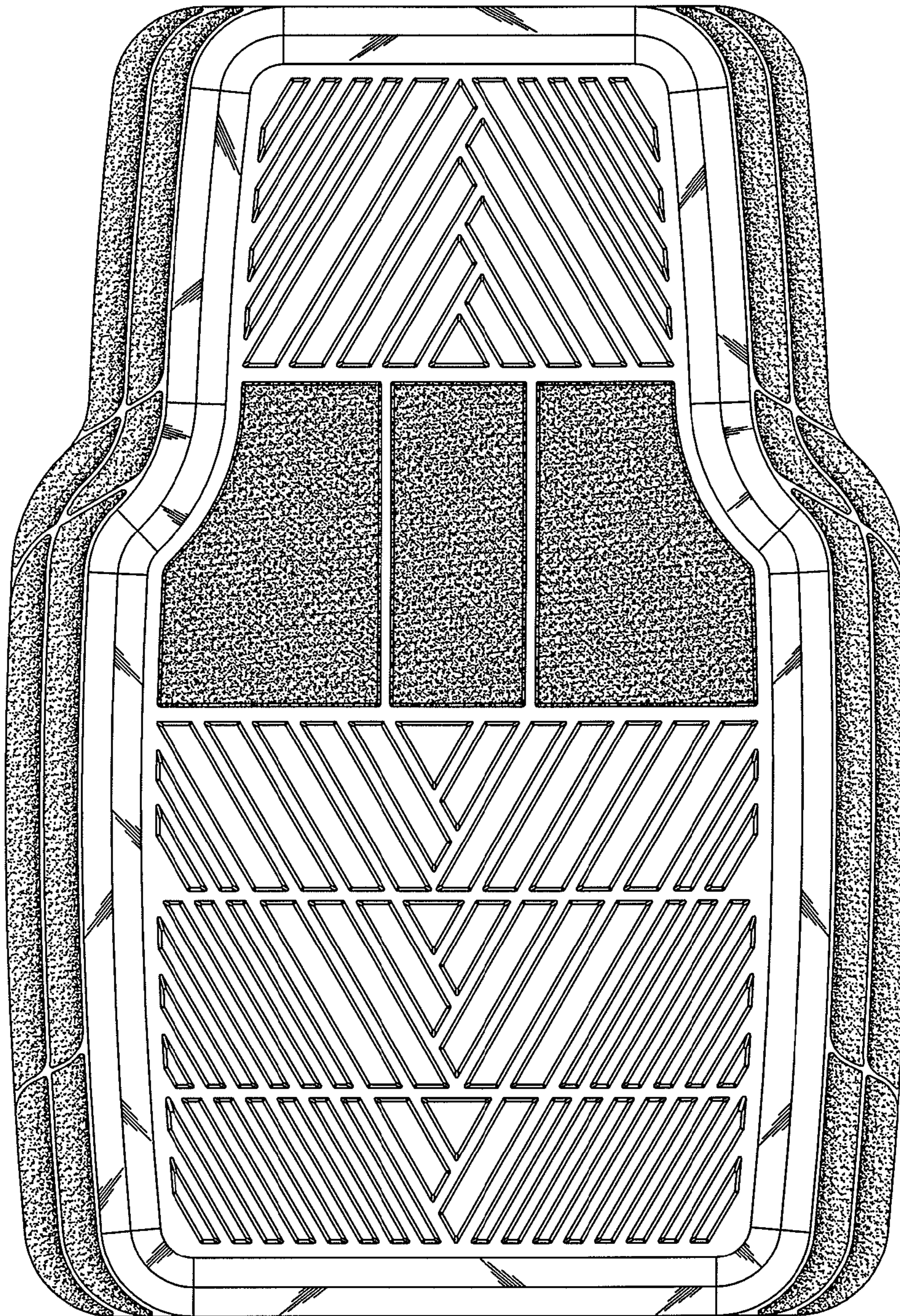


FIG. 6

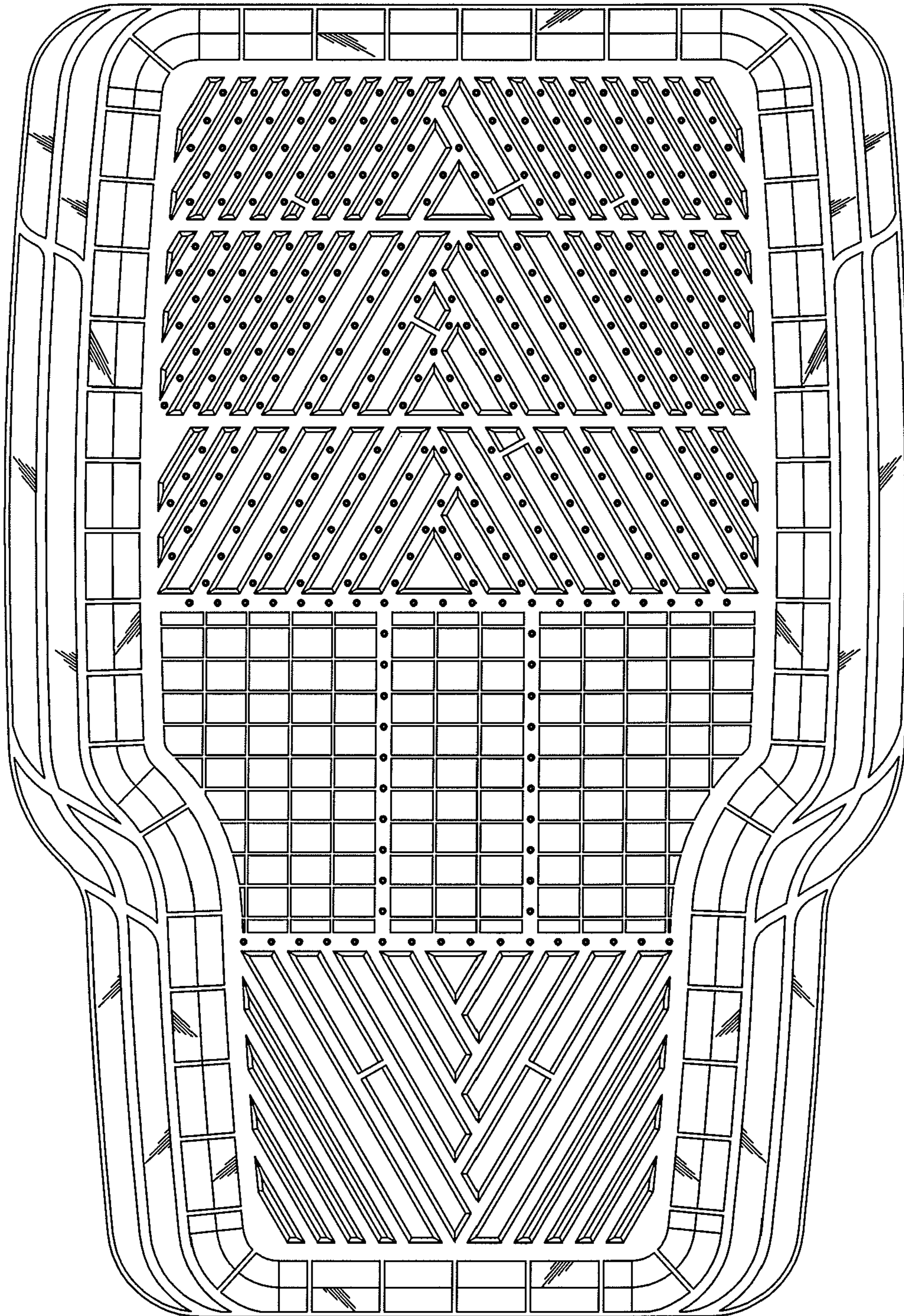


FIG. 7