

US00D613221S

(12) **United States Design Patent**
Burkhart et al.

(10) **Patent No.:** **US D613,221 S**

(45) **Date of Patent:** **** *Apr. 6, 2010**

(54) **MOTORCYCLE EXHAUST PIPE**

(75) Inventors: **Carl C. Burkhart**, Barton, OH (US);
Jason Harold Tabor, Canton, OH (US);
Abdul M. Fazil, Granite City, IL (US)

(73) Assignee: **Midwest Motorcycle Supply Distributors Corp.**, Pevely, MO (US)

(**) Term: **14 Years**

(21) Appl. No.: **29/329,253**

(22) Filed: **Dec. 11, 2008**

(51) **LOC (9) Cl.** **12-16**

(52) **U.S. Cl.** **D12/194**

(58) **Field of Classification Search** D12/194;
D15/5; 293/113; 29/890.08; 180/89.2, 296,
180/309; 181/247-249, 264, 282, 239-241,
181/227, 228; 138/44, 37-39, 103, 109;
60/303, 313, 323

See application file for complete search history.

(56) **References Cited**

U.S. PATENT DOCUMENTS

1,375,621	A *	4/1921	Wright, Jr.	181/236
D238,267	S	12/1975	Strada	
D238,268	S	12/1975	Strada	
D266,168	S	9/1982	Lindbrandt	
D399,467	S *	10/1998	Erion et al.	D12/194
D454,320	S *	3/2002	Martin	D12/194
D460,726	S *	7/2002	Campbell et al.	D12/194
D481,662	S *	11/2003	James	D12/194
D483,710	S	12/2003	James	
D505,370	S	5/2005	Feuling	

D520,423	S	5/2006	Poole	
D528,488	S *	9/2006	Webb	D12/194
D533,568	S	12/2006	Thomas	
D545,743	S *	7/2007	Pacini	D12/194
2004/0094674	A1 *	5/2004	Bozmoski et al.	248/58

* cited by examiner

Primary Examiner—T. Chase Nelson

Assistant Examiner—Michael A Pratt

(74) *Attorney, Agent, or Firm*—Thompson Coburn LLP;
Clyde L. Smith

(57) **CLAIM**

We claim the ornamental design for a motorcycle exhaust pipe, as shown and described.

DESCRIPTION

FIG. 1 is a front view of a design for a motorcycle exhaust pipe in accordance with the invention.

FIG. 2 is a rear view of the design for a motorcycle exhaust pipe shown in FIG. 1.

FIG. 3 is a top view of the design for a motorcycle exhaust pipe shown in FIGS. 1 and 2.


FIG. 4 is a bottom view of the design for a motorcycle exhaust pipe shown in FIGS. 1-3.

FIG. 5 is a left side elevation view of the design for a motorcycle exhaust pipe shown in FIGS. 1-4.

FIG. 6 is a right side elevation view of the design for a motorcycle exhaust pipe shown in FIGS. 1-5; and,

FIG. 7 is a perspective view of the design for a motorcycle exhaust pipe shown in FIG. 1-6.

1 Claim, 4 Drawing Sheets






FIG. 1




FIG. 2




FIG. 3




FIG. 4

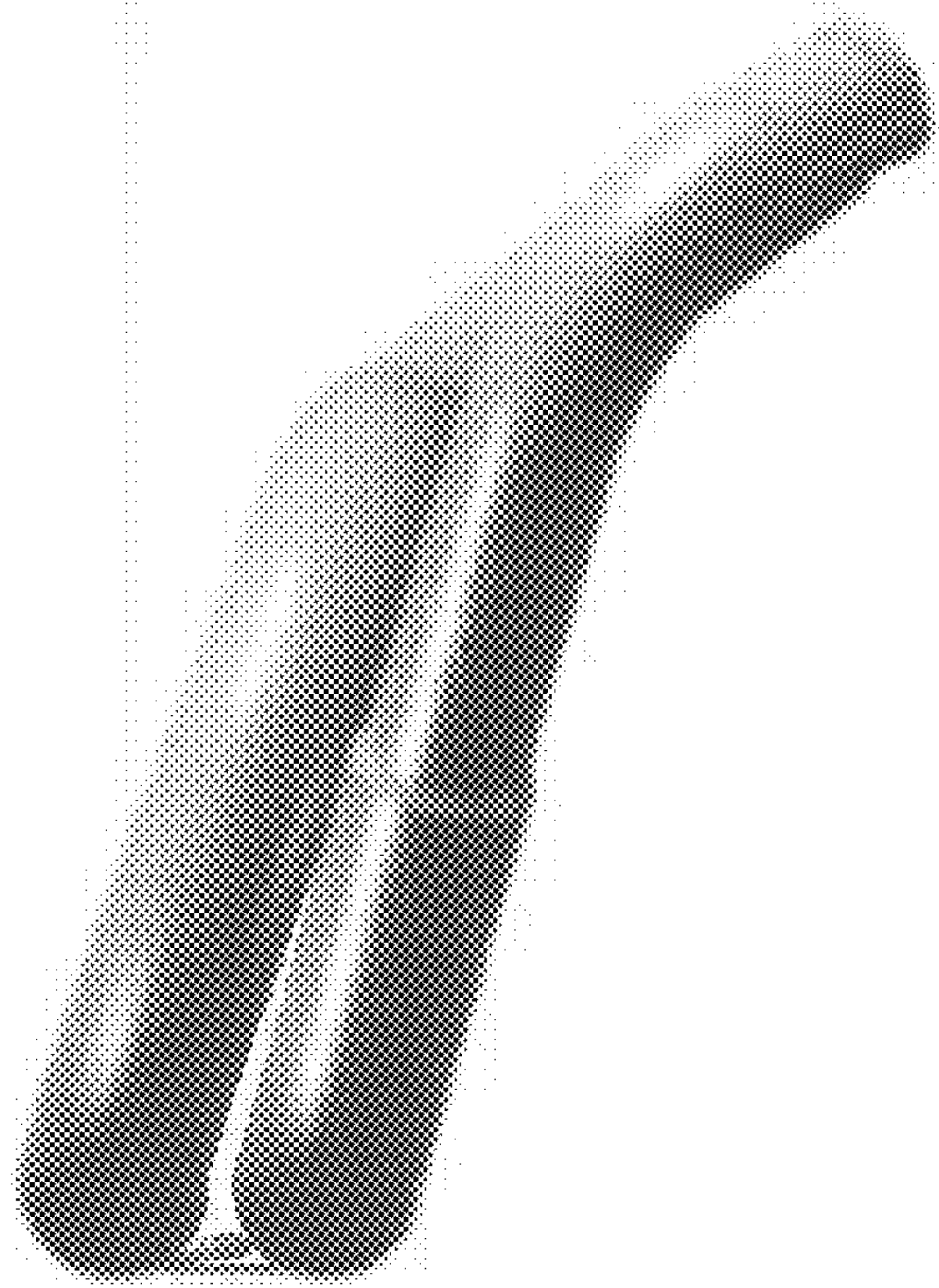


FIG. 5

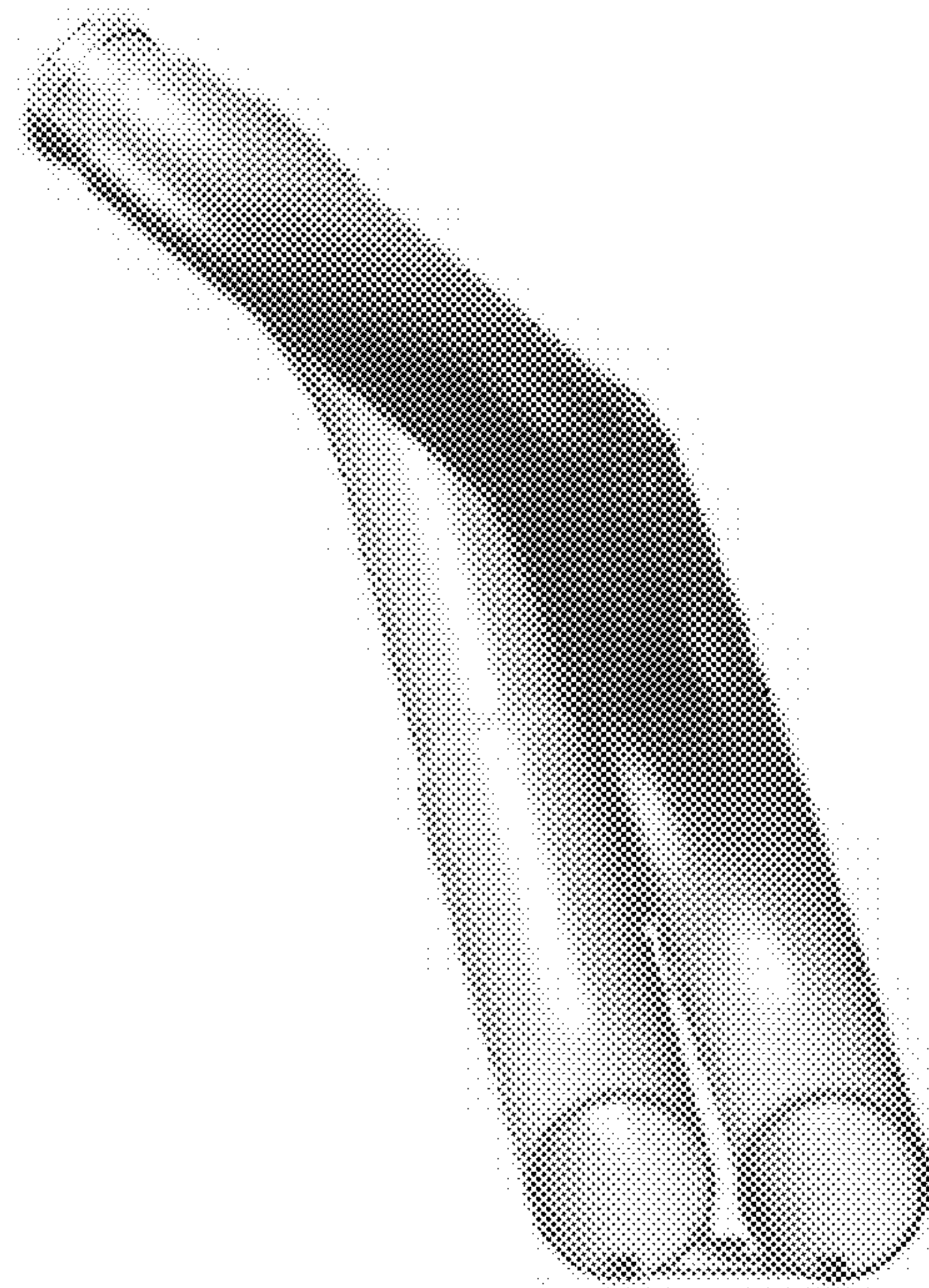


FIG. 6




FIG. 7