



US00D613218S

(12) **United States Design Patent**
Huang

(10) **Patent No.:** **US D613,218 S**

(45) **Date of Patent:** **** Apr. 6, 2010**

(54) **DECORATIVE CROSS INSERT FOR USE WITH VEHICLE KNOBS**

(75) Inventor: **Nan Huang Huang**, Rancho Palos Verdes, CA (US)

(73) Assignee: **Grand General Accessories Manufacturing**, Rancho Dominguez, CA (US)

(**) Term: **14 Years**

(21) Appl. No.: **29/272,505**

(22) Filed: **Feb. 8, 2007**

(51) **LOC (9) Cl.** **12-16**

(52) **U.S. Cl.** **D12/179**

(58) **Field of Classification Search** D12/179,
D12/606, 400, 174; D11/224, 55; D8/305,
D8/310; 40/331; 16/433; 292/347
See application file for complete search history.

(56) **References Cited**

U.S. PATENT DOCUMENTS

- D186,464 S * 10/1959 Louis D8/305
- 3,024,555 A * 3/1962 Abeles 40/331
- D288,777 S * 3/1987 Kwon D8/397
- D352,012 S * 11/1994 Ondracek D11/101
- D370,395 S * 6/1996 Skinner et al. D8/8
- D400,422 S * 11/1998 Dennison et al. D8/305
- 6,457,208 B1 * 10/2002 Keith 16/422
- D487,235 S * 3/2004 Thomas et al. D12/114

- D516,043 S * 2/2006 Jacoby et al. D13/165
- D523,739 S * 6/2006 Williams D8/397
- 7,185,929 B2 * 3/2007 Moyo 292/347
- D559,159 S * 1/2008 Kazyaka D12/179
- 7,316,535 B2 * 1/2008 Chen 411/403

* cited by examiner

Primary Examiner—Robert M Spear

Assistant Examiner—Cynthia Underwood

(74) *Attorney, Agent, or Firm*—Thomas I. Rozsa

(57) **CLAIM**

The ornamental design for a decorative cross insert for use with vehicle knobs, as shown and described.

DESCRIPTION

FIG. 1 is a perspective view of a decorative cross insert for use with vehicle knobs.

FIG. 2 is a front plan view;

FIG. 3 is a rear plan view;

FIG. 4 is a right side elevational view;

FIG. 5 is a left side elevational view;


FIG. 6 is a top plan view;

FIG. 7 is a bottom plan view; and,

FIG. 8 is a perspective view showing the decorative insert inserted into a vehicle knob.

The broken lines represent the environment in which the item is meant to be used.

1 Claim, 2 Drawing Sheets






FIG. 1




FIG. 2




FIG. 3



FIG. 4



FIG. 5

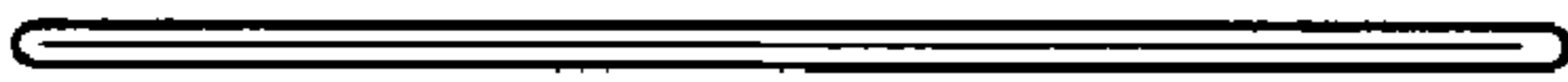


FIG. 6



FIG. 7

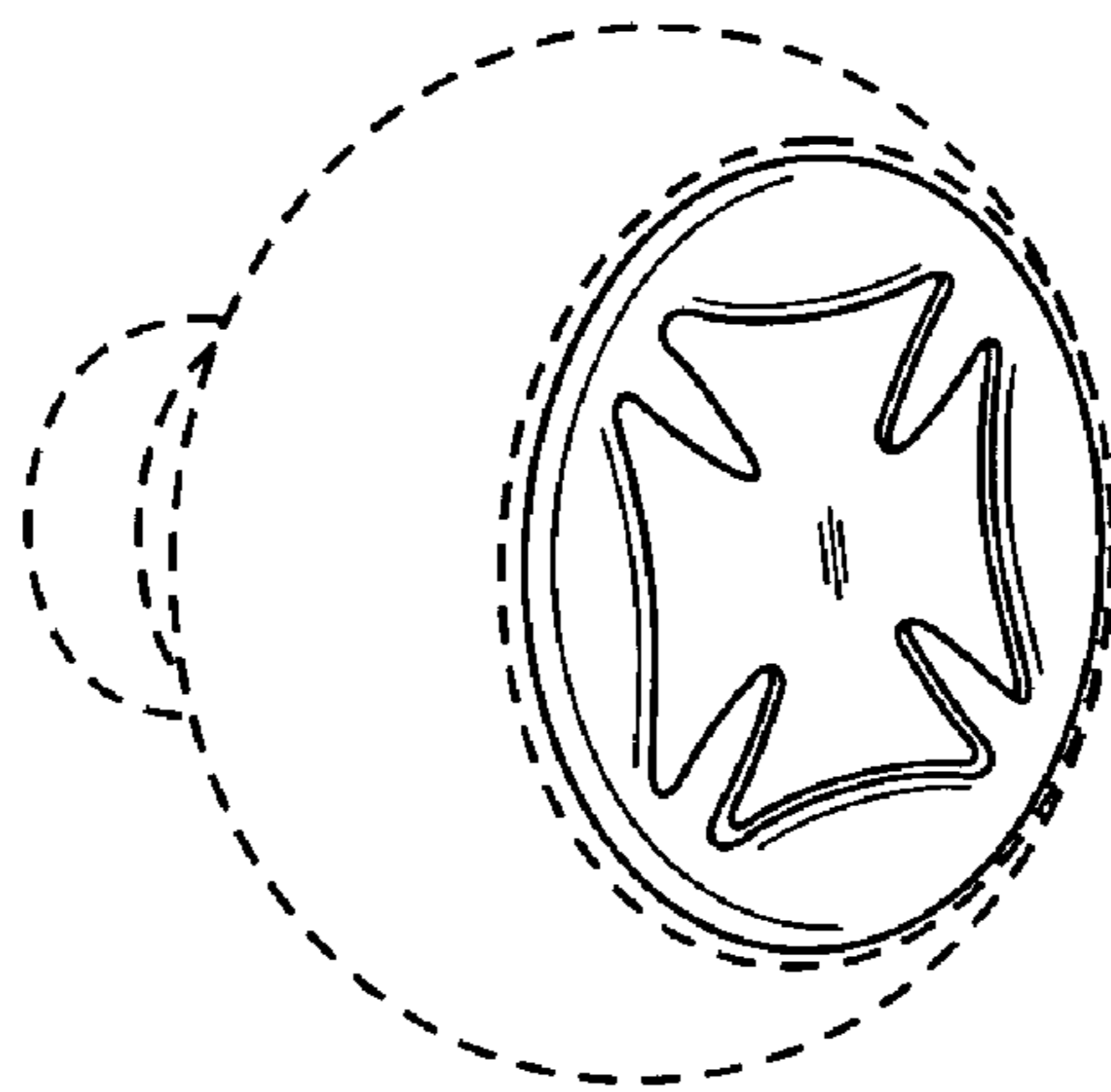


FIG. 8