



US00D613200S

(12) **United States Design Patent**
Modderman et al.

(10) **Patent No.:** **US D613,200 S**
(45) **Date of Patent:** **** Apr. 6, 2010**

(54) **LIGHTED TREE ORNAMENT**

(75) Inventors: **Nathan Modderman**, Cheney, WA (US); **Steven Modderman**, Cheney, WA (US); **Robert Modderman**, Spokane Valley, WA (US)

(73) Assignee: **Oval Blue, LLC**, Cheney, WA (US)

(**) Term: **14 Years**

(21) Appl. No.: **29/316,078**

(22) Filed: **Aug. 21, 2009**

(51) **LOC (9) Cl.** **11-05**

(52) **U.S. Cl.** **D11/124; D11/121**

(58) **Field of Classification Search** D11/117, D11/121, 124, 125, 127, 131, 132, 133, 134, D11/157, 158; 428/7, 8, 9, 11, 12; D21/698, D21/712, 788; D2/865, 869, 870, 874, 878, D2/880, 881

See application file for complete search history.

(56) **References Cited**

U.S. PATENT DOCUMENTS

D152,028 S	12/1948	Schwartzman	
D190,586 S	6/1961	Morsell et al.	
D207,900 S *	6/1967	Feldman	D29/105
D209,219 S *	11/1967	Goldstein	D99/37
D216,988 S	3/1970	Je Rue et al.	
D222,597 S	11/1971	Feuer	
D224,846 S	9/1972	Feuer	
D226,676 S	4/1973	Felsen et al.	
D232,011 S	7/1974	Denton	
4,233,687 A *	11/1980	Lancellotti	2/9
D279,114 S	6/1985	Adell	
D289,694 S	5/1987	Pickett, Jr.	
D309,875 S	8/1990	Talevski	
D311,594 S *	10/1990	Medina	D26/47
4,972,795 A	11/1990	Mace	
D312,915 S *	12/1990	Gilfert et al.	D2/870
D317,890 S	7/1991	Bachmann	
D321,845 S	11/1991	Nys	
D350,710 S	9/1994	Keiffer	

D353,819 S	12/1994	Klarich	
D355,394 S	2/1995	Bezener et al.	
D359,018 S	6/1995	Thigpen	
D365,297 S *	12/1995	Phurrough	D11/118
5,539,935 A *	7/1996	Rush, III	2/422
D379,159 S	5/1997	Jackson	
D383,137 S	9/1997	Gamble, Jr. et al.	
D383,953 S	9/1997	DeFilippo	
5,702,781 A	12/1997	Barker	
5,799,337 A *	9/1998	Brown	2/421
6,138,283 A *	10/2000	Kress	2/411
6,151,719 A *	11/2000	Poole	2/425
D443,846 S	6/2001	Aldridge	
6,314,586 B1 *	11/2001	Duguid	2/411
D452,649 S *	1/2002	Davis	D9/632
D460,441 S *	7/2002	Neil	D14/232

(Continued)

Primary Examiner—Stella M Reid
Assistant Examiner—Elizabeth J Oswecki
(74) *Attorney, Agent, or Firm*—Wells St. John P.S.

(57) **CLAIM**


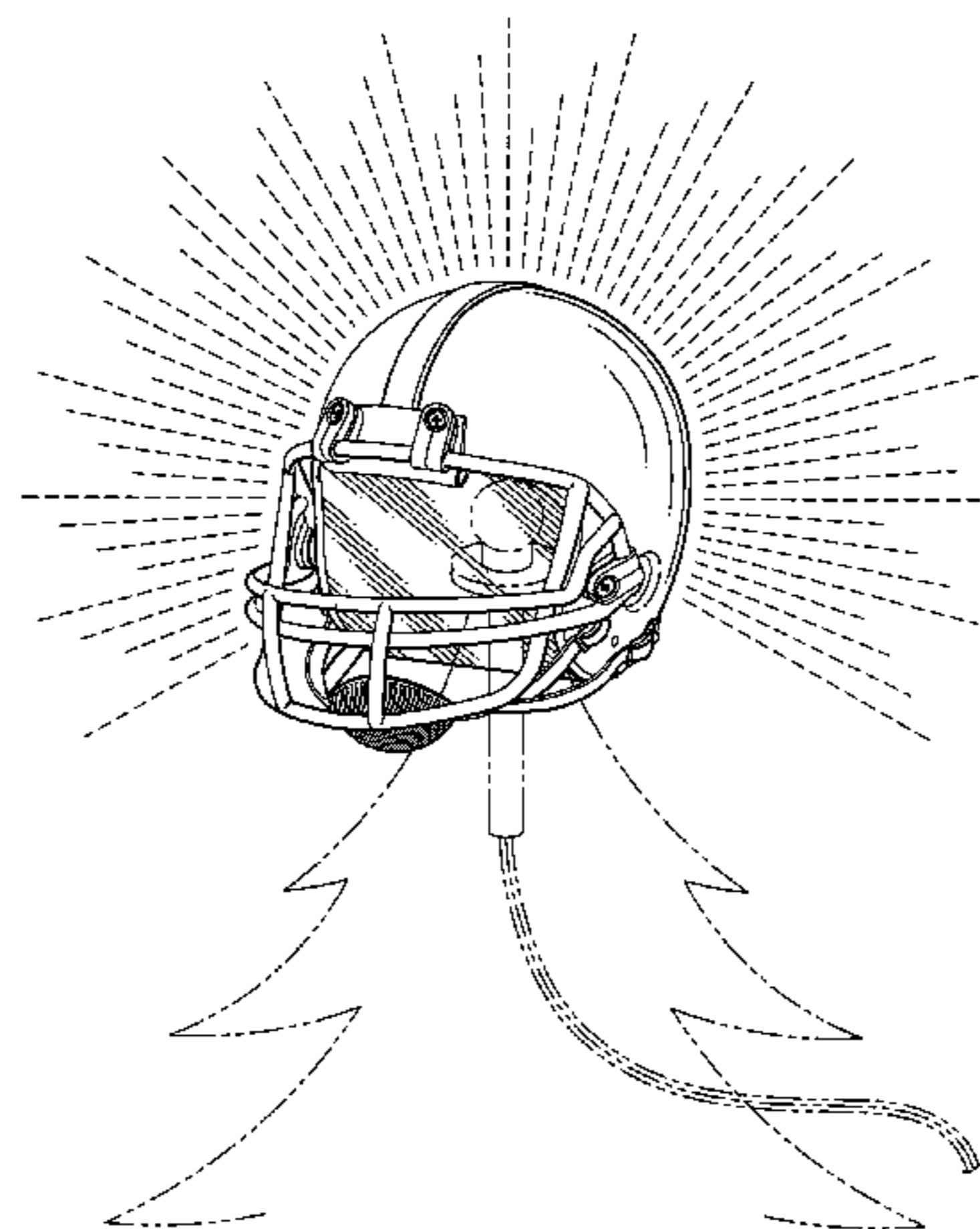
The ornamental design for a lighted tree ornament, as shown and described.

DESCRIPTION

FIG. 1 is a perspective view of a lighted tree ornament, showing our new design, in use condition;
FIG. 2 is a second perspective view of the lighted tree ornament;
FIG. 3 is a left side elevation view thereof;
FIG. 4 is a right side elevation view thereof;
FIG. 5 is a front elevation view thereof;
FIG. 6 is a rear elevation view thereof;
FIG. 7 is a top plan view thereof; and,
FIG. 8 is a bottom plan view thereof.

The broken line showing of the environment in FIG. 1 and the broken line showing of the light bulb in FIG. 8 are for illustrative purposes only and form no part of the claimed design.

1 Claim, 8 Drawing Sheets



US D613,200 S

Page 2

U.S. PATENT DOCUMENTS

D487,409	S *	3/2004	Philipson	D11/81	2002/0166157	A1 *	11/2002	Pope	2/413
6,837,607	B2	1/2005	Wagner			2004/0025231	A1 *	2/2004	Ide et al.	2/425
6,934,971	B2 *	8/2005	Ide et al.	2/425	2005/0114975	A1 *	6/2005	Ide et al.	2/15
D512,534	S *	12/2005	Maddux et al.	D29/106	2005/0278835	A1 *	12/2005	Ide et al.	2/424
7,096,513	B1 *	8/2006	Kress	2/410	2007/0192944	A1 *	8/2007	Ide et al.	2/410
D546,998	S *	7/2007	Nunes	D26/73	2008/0092277	A1 *	4/2008	Kraemer et al.	2/421
D585,327	S *	1/2009	Jenkins	D11/157	2008/0250550	A1 *	10/2008	Bologna et al.	2/425
D596,670	S *	7/2009	Baker	D19/82	2009/0038055	A1 *	2/2009	Ferrara	2/421
						2009/0106883	A1 *	4/2009	Wade	2/424

* cited by examiner




FIG. 1




FIG. 2




FIG. 3





FIG. 4



11 5 9 5

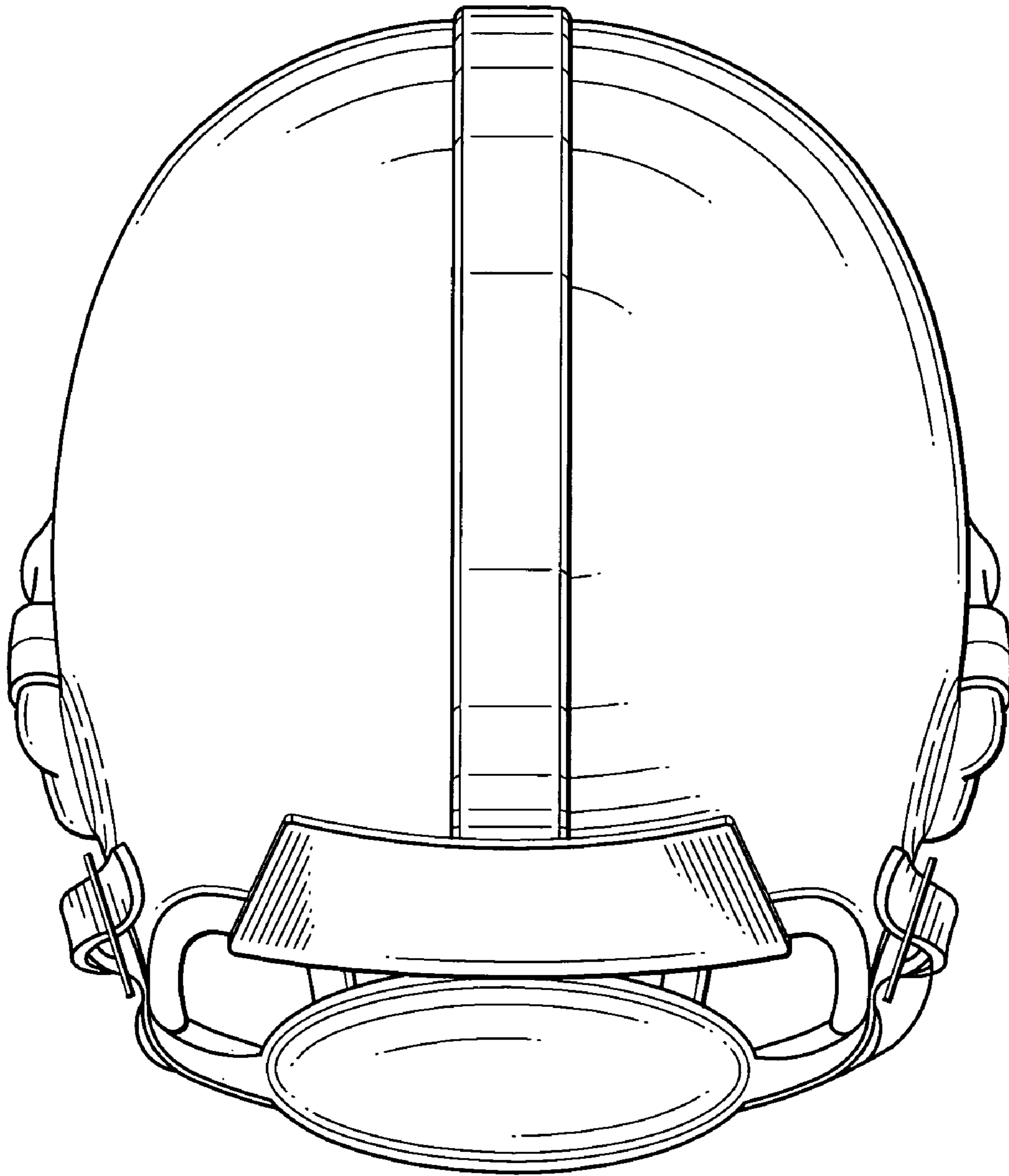


FIG. 6

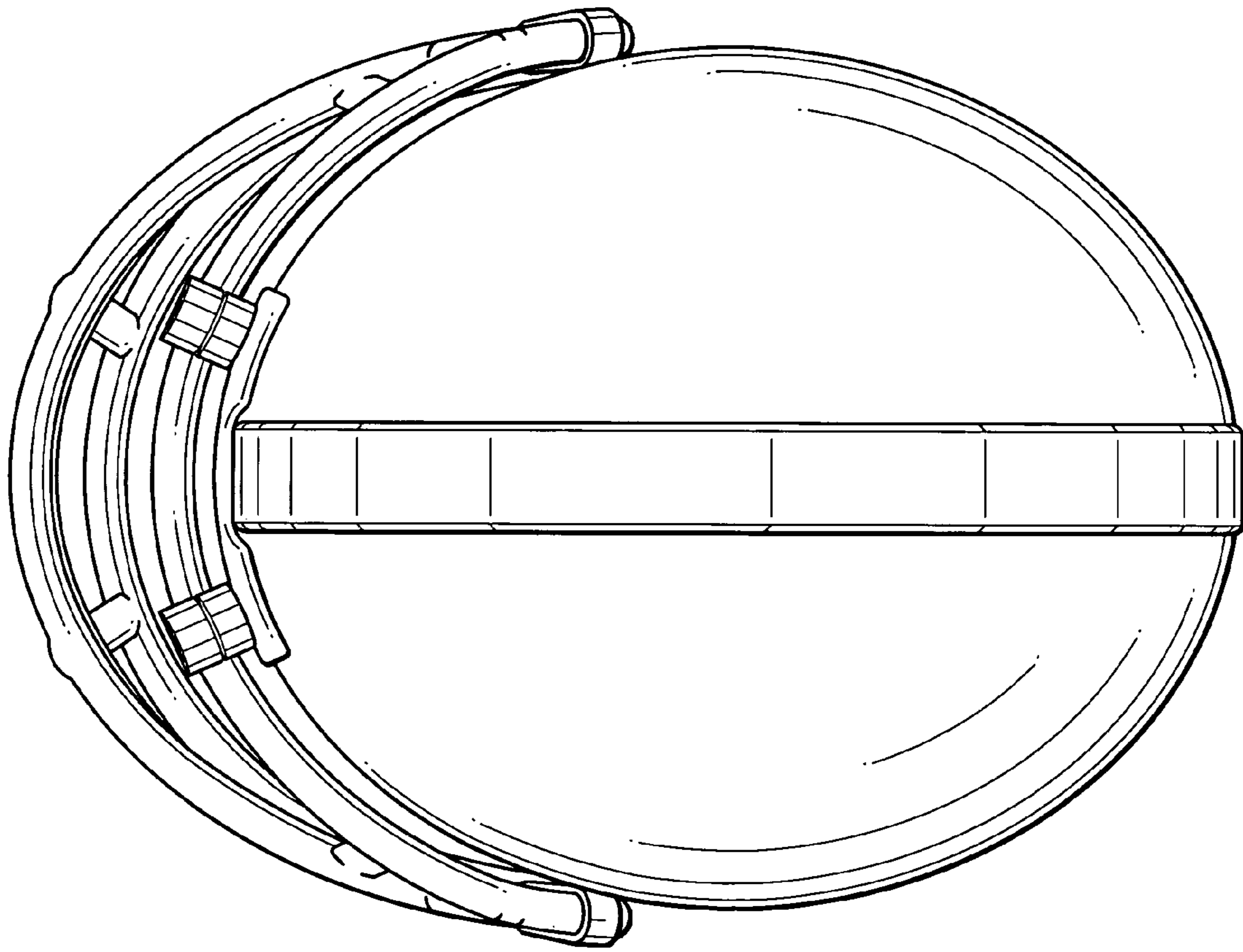


FIG. 7

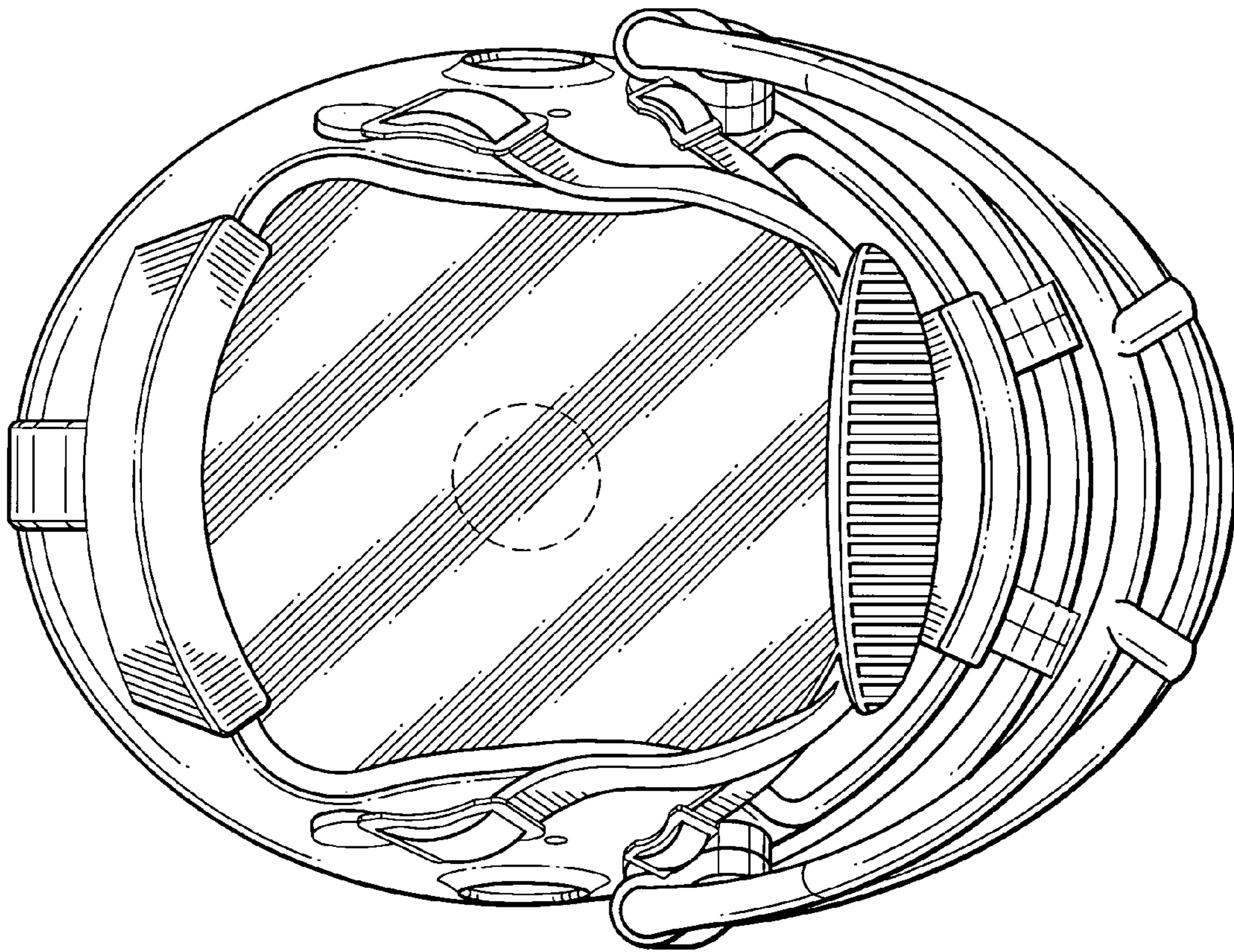


FIG. 8