



US00D613188S

(12) **United States Design Patent**
Bialek-Wester

(10) **Patent No.:** **US D613,188 S**

(45) **Date of Patent:** **** Apr. 6, 2010**

(54) **TIMER**

(75) **Inventor:** **Tracy Bialek-Wester**, North Melbourne (AU)

(73) **Assignee:** **Ripple (VIC) Pty Ltd**, Carlton, Victoria (AU)

(**) **Term:** **14 Years**

(21) **Appl. No.:** **29/316,758**

(22) **Filed:** **Oct. 29, 2009**

(30) **Foreign Application Priority Data**

Apr. 30, 2009 (AU) 11506/2009

(51) **LOC (9) Cl.** **10-03**

(52) **U.S. Cl.** **D10/40; D10/6; D10/15**

(58) **Field of Classification Search** D10/40,
D10/41, 15, 6, 7, 54; 368/107-123, 285,
368/316, 317

See application file for complete search history.

(56) **References Cited**

U.S. PATENT DOCUMENTS

D260,865	S	*	9/1981	Smith	D11/157
D278,532	S	*	4/1985	Rivette et al.	D14/143
D282,446	S	*	2/1986	Gremontprez et al.	D10/40
D284,358	S	*	6/1986	Chan	D10/40
D303,767	S	*	10/1989	Baird et al.	D10/30
D311,266	S	*	10/1990	Parker	D2/866
D320,944	S	*	10/1991	Wada	D10/15
D331,841	S	*	12/1992	Pitner	D6/384

D383,983	S	*	9/1997	Steinhagen et al.	D10/22
5,761,157	A	*	6/1998	Takeda et al.	368/10
5,912,864	A	*	6/1999	Maurer	368/10
D427,085	S	*	6/2000	Steinhagen	D10/40
6,357,746	B1	*	3/2002	Sadowski	273/148 R
6,891,779	B1	*	5/2005	Pornel	368/113
7,317,664	B2	*	1/2008	Klein	368/107
D564,372	S	*	3/2008	Bhavnani	D10/40
D599,220	S	*	9/2009	Bialek-Wester	D10/40
D599,222	S	*	9/2009	Bialek-Wester	D10/40

* cited by examiner

Primary Examiner—Lucy Lieberman

(74) *Attorney, Agent, or Firm*—Wegman, Hessler & Vanderburg

(57) **CLAIM**

The ornamental design for a timer, as shown and described.

DESCRIPTION

FIG. 1 is a front perspective view of a timer showing my new design;

FIG. 2 is a rear perspective view thereof;

FIG. 3 is a front view of the invention;

FIG. 4 is a rear view of the invention;

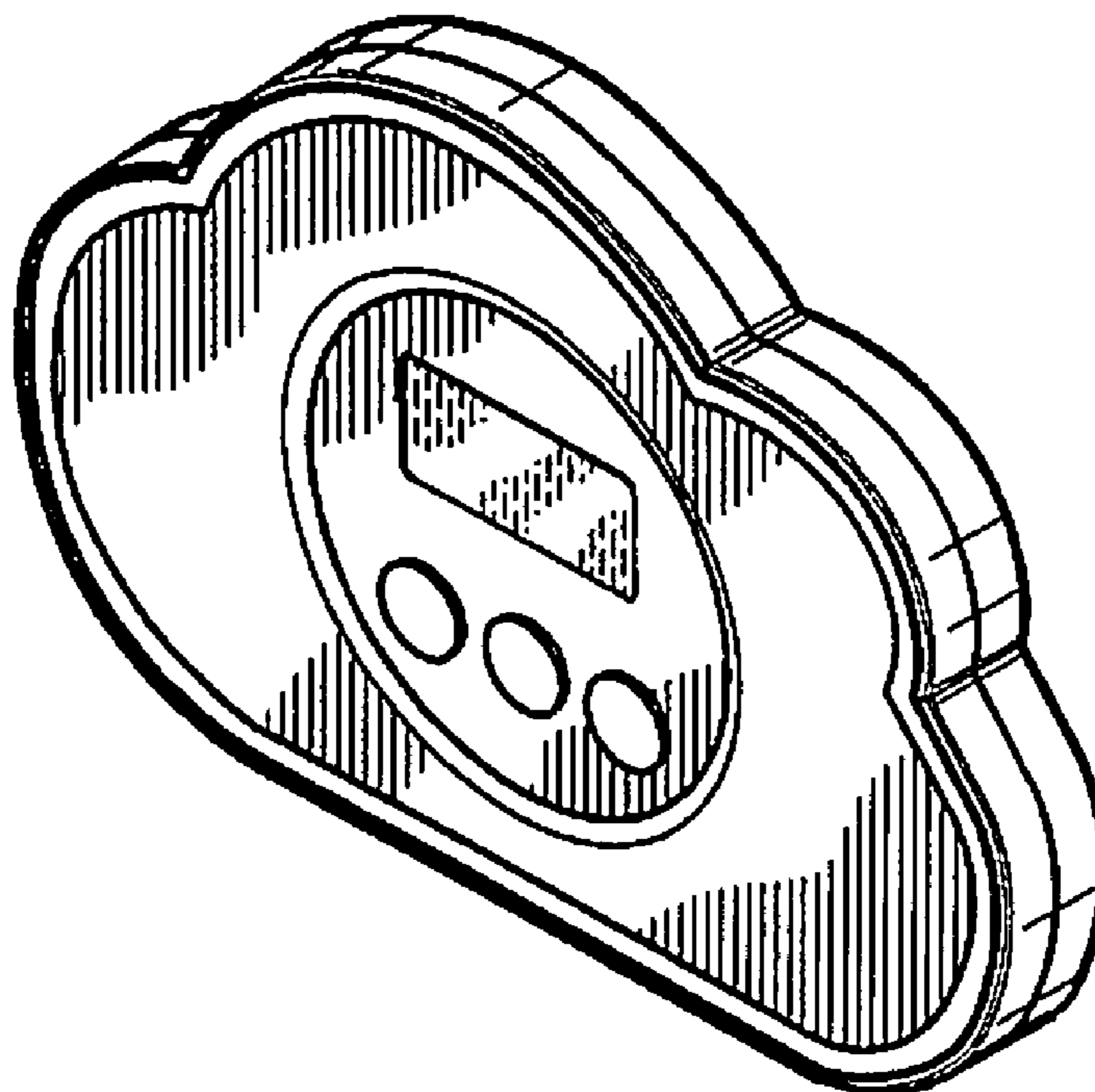
FIG. 5 is a side view of the invention;

FIG. 6 is another side view of the invention;

FIG. 7 is a top plan view of the invention; and,

FIG. 8 is a bottom plan view of the invention.

1 Claim, 2 Drawing Sheets



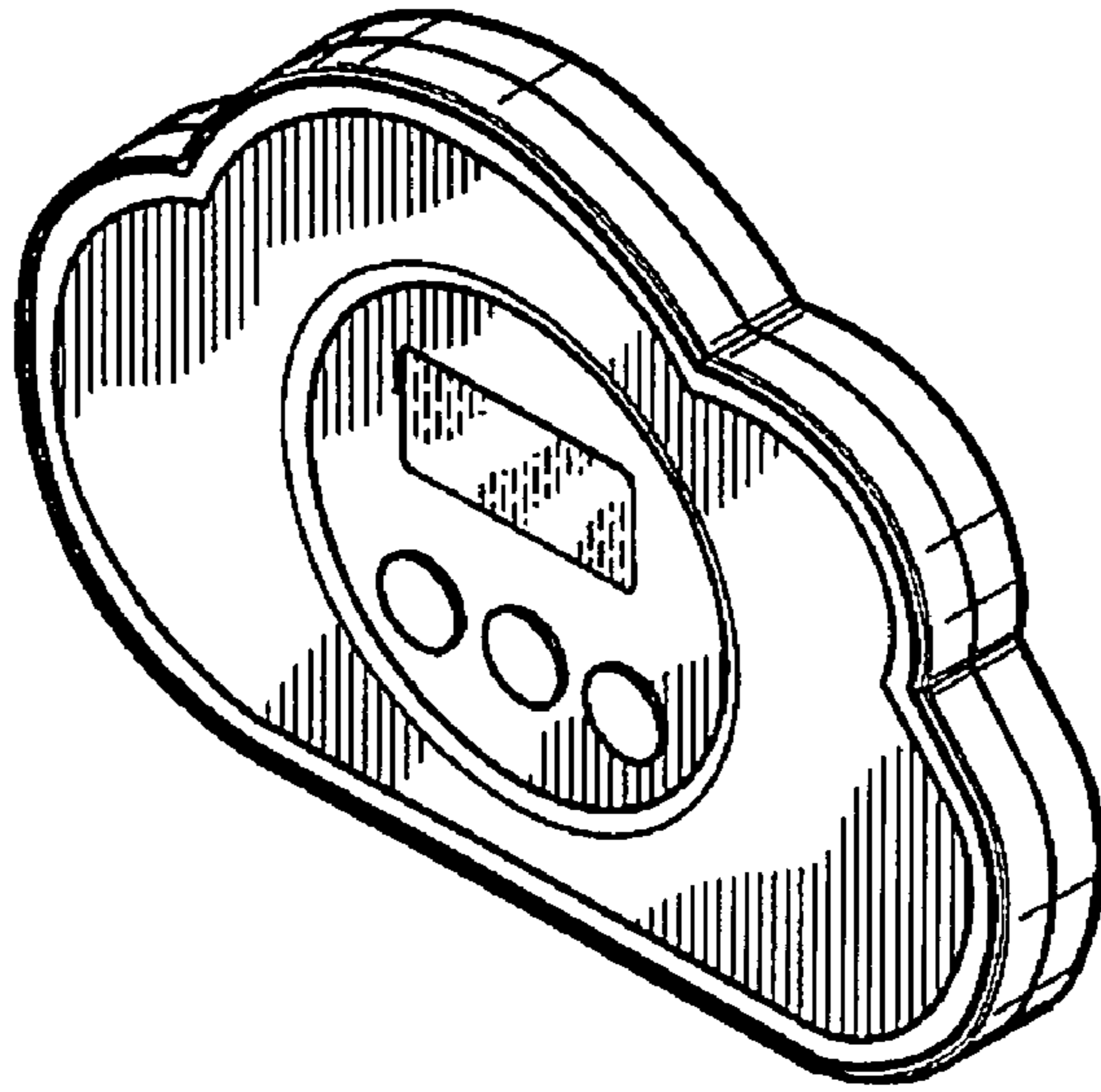


FIGURE 1

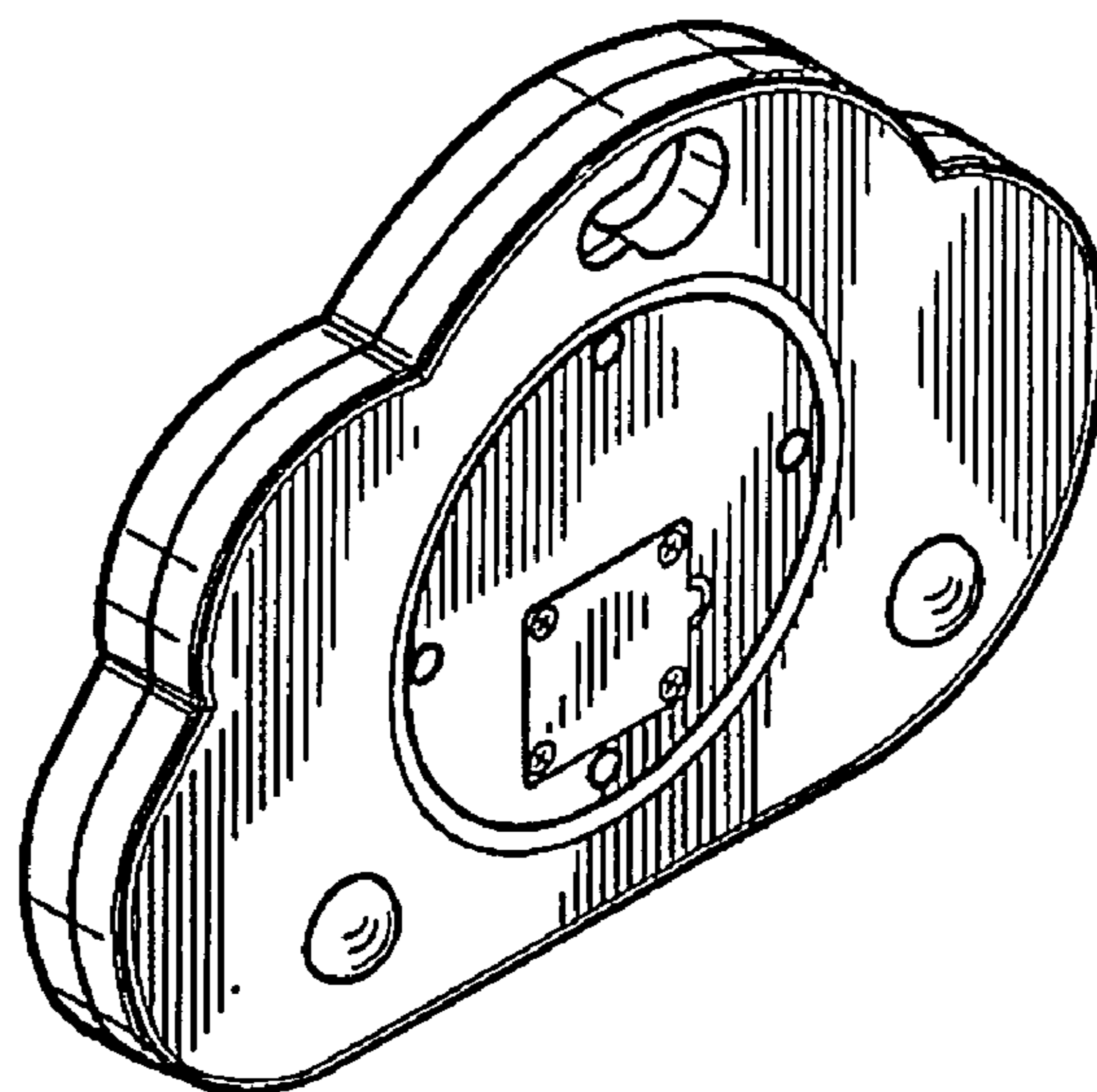


FIGURE 2

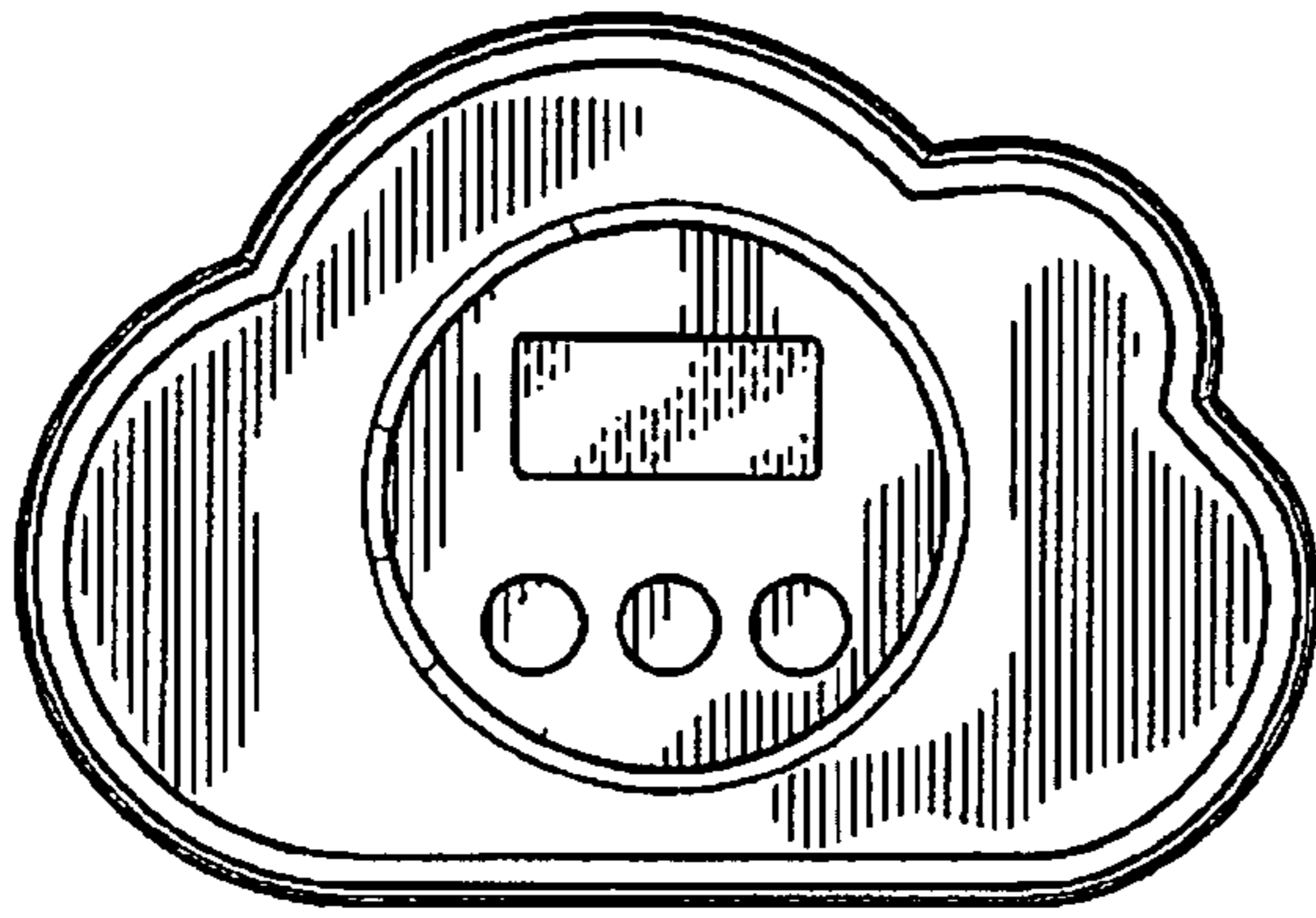


FIGURE 3

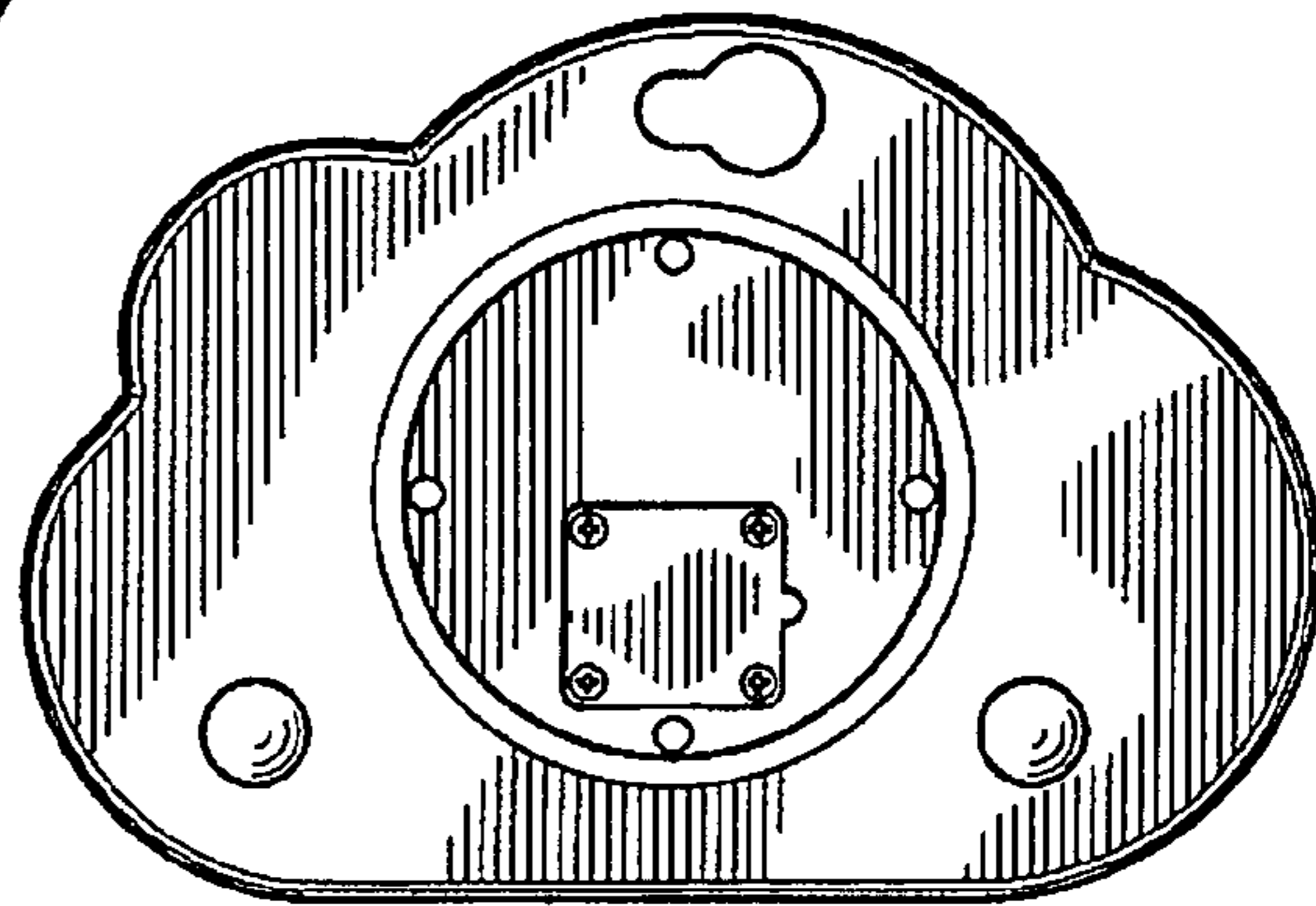


FIGURE 4

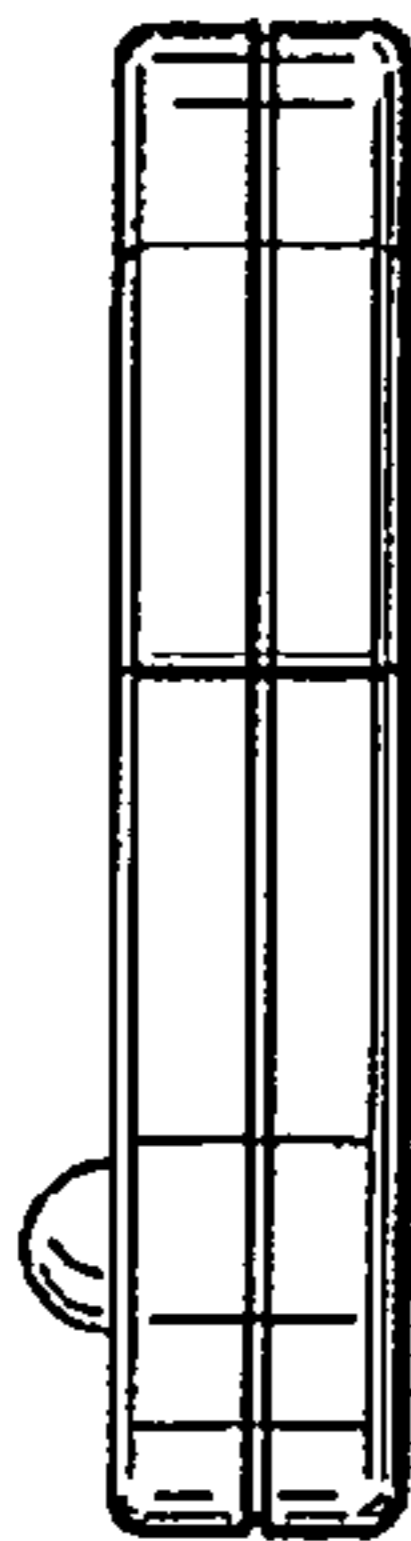


FIGURE 5

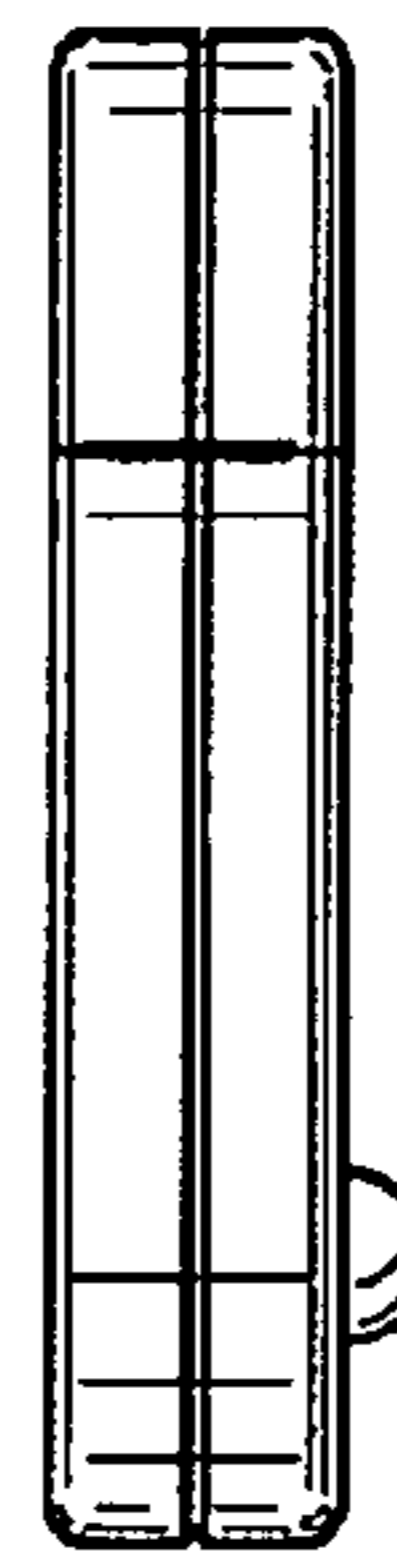


FIGURE 6




FIGURE 7

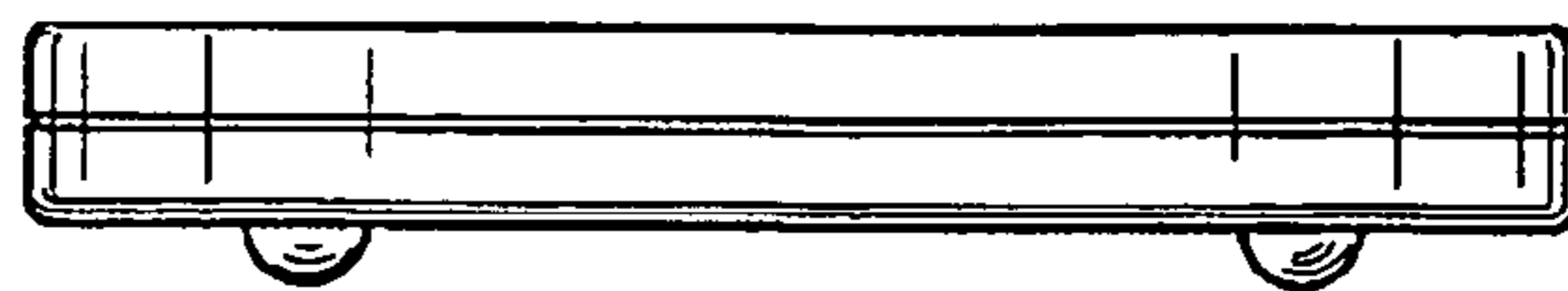


FIGURE 8