



US00D613185S

(12) **United States Design Patent**
Renz et al.

(10) **Patent No.:** **US D613,185 S**
(45) **Date of Patent:** **** Apr. 6, 2010**

(54) **CANISTER**

(75) Inventors: **Charles J. Renz**, Briarcliff Manor, NY
(US); **Diana Sierra**, North Bergen, NJ
(US)

(73) Assignee: **Playtex Products, Inc.**, Westport, CT
(US)

(**) Term: **14 Years**

(21) Appl. No.: **29/314,855**

(22) Filed: **May 5, 2009**

(51) **LOC (9) Cl.** **09-02**

(52) **U.S. Cl.** **D9/776; D9/551; D9/558**

(58) **Field of Classification Search** D9/500,
D9/502-505, 5, 16, 529, 537-539, 549, 551,
D9/558, 686, 688-692, 763-764, 772, 776-779;
215/379, 381-384; 220/660, 669-673, 675
See application file for complete search history.

(56) **References Cited**

U.S. PATENT DOCUMENTS

D70,128 S	5/1926	Lents	D9/551
D116,912 S	10/1939	Briner	D9/551
D129,957 S	10/1941	Buckingham	D9/519
D217,585 S	5/1970	Lambelet		
D219,262 S	11/1970	Lambelet		
D428,813 S *	8/2000	Haley	D9/500
D456,714 S *	5/2002	Brauner et al.	D9/500
D461,368 S *	8/2002	Durand	D7/523
D501,792 S *	2/2005	Priestman	D9/500

D528,001 S *	9/2006	Schroeder et al.	D9/502
D531,903 S *	11/2006	Haubein	D9/500
D536,977 S *	2/2007	Schroeder et al.	D9/502
D540,194 S	4/2007	Cummings	D9/767
D553,003 S *	10/2007	Baker et al.	D9/691
D562,696 S *	2/2008	Baker et al.	D9/691
D580,763 S	11/2008	Perez	D9/500
D582,279 S	12/2008	Darr et al.	D9/516
D591,154 S *	4/2009	Darr et al.	D9/500
D592,066 S *	5/2009	Bourne	D9/538

* cited by examiner

Primary Examiner—Ian Simmons

Assistant Examiner—Dana L Sipos

(74) *Attorney, Agent, or Firm*—Ohlandt, Greeley, Ruggiero & Perle, L.L.P

(57) **CLAIM**

The ornamental design for the canister, as shown and described in the accompanying figures.

DESCRIPTION

FIG. 1 is a top perspective view of a canister showing our new design;

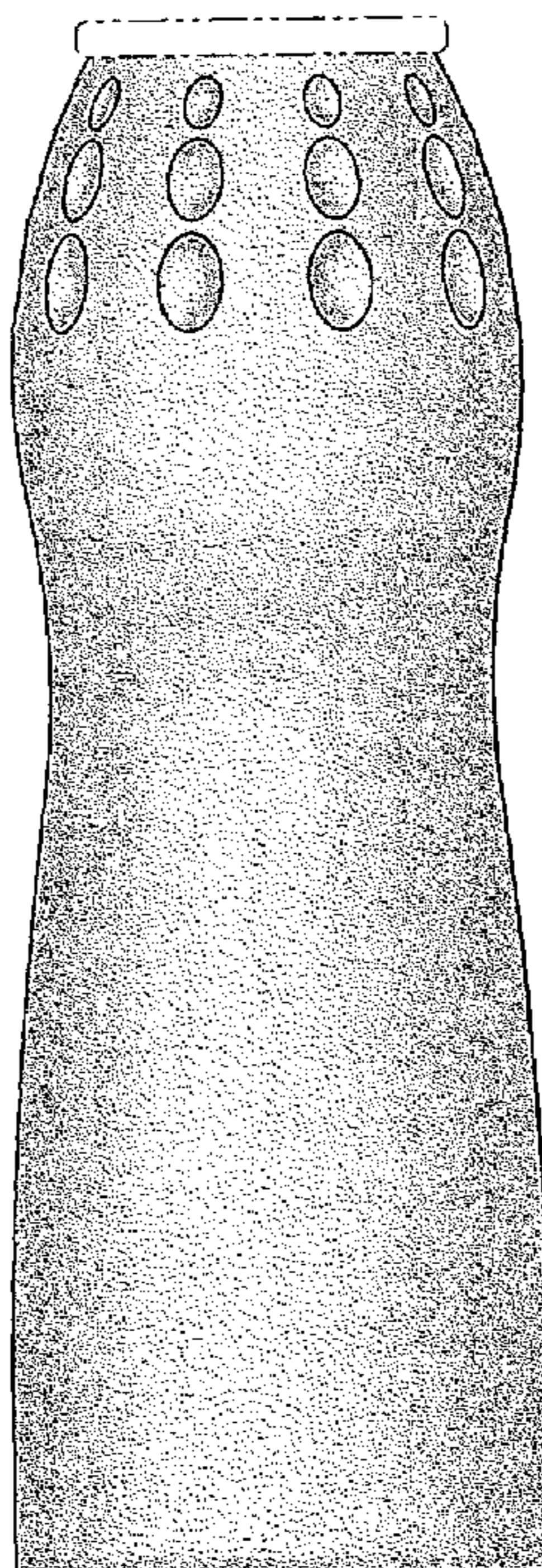
FIG. 2 is a side elevation view thereof;

FIG. 3 is a top plan view thereof; and,

FIG. 4 is a front elevation view thereof.

The broken lines in the drawings showing the rim of the mouth of the canister illustrate a portion of the design that forms no part of the claim.

1 Claim, 3 Drawing Sheets



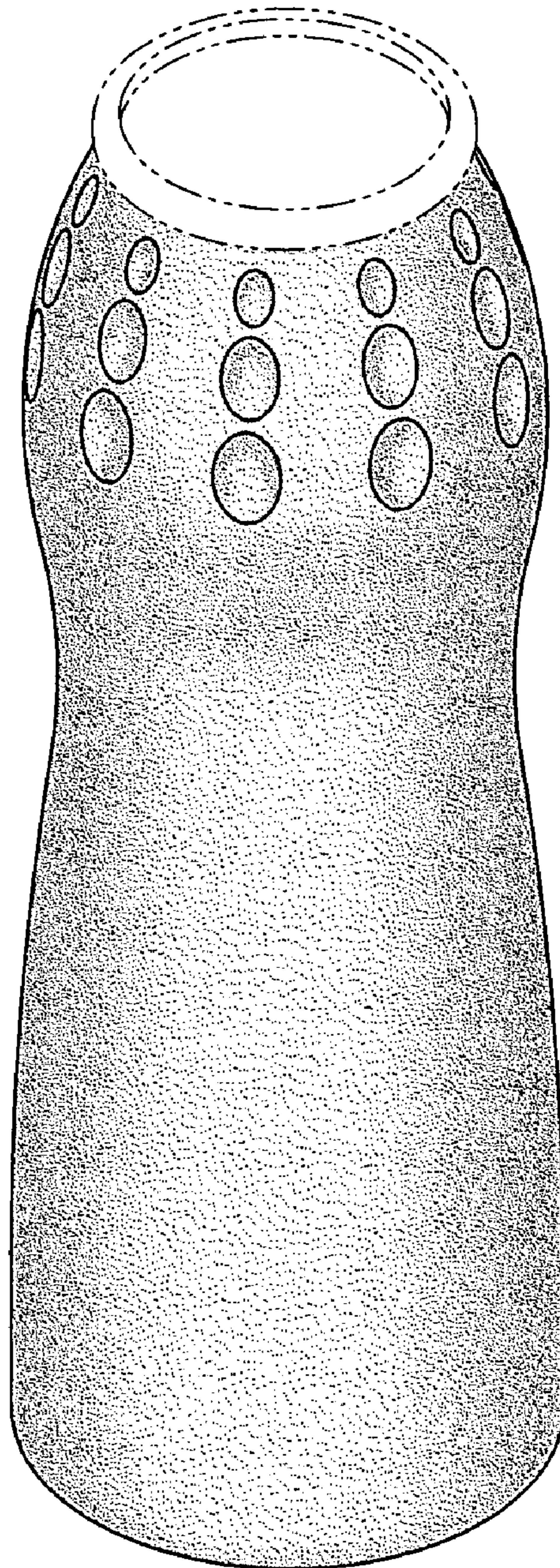


FIG. 1

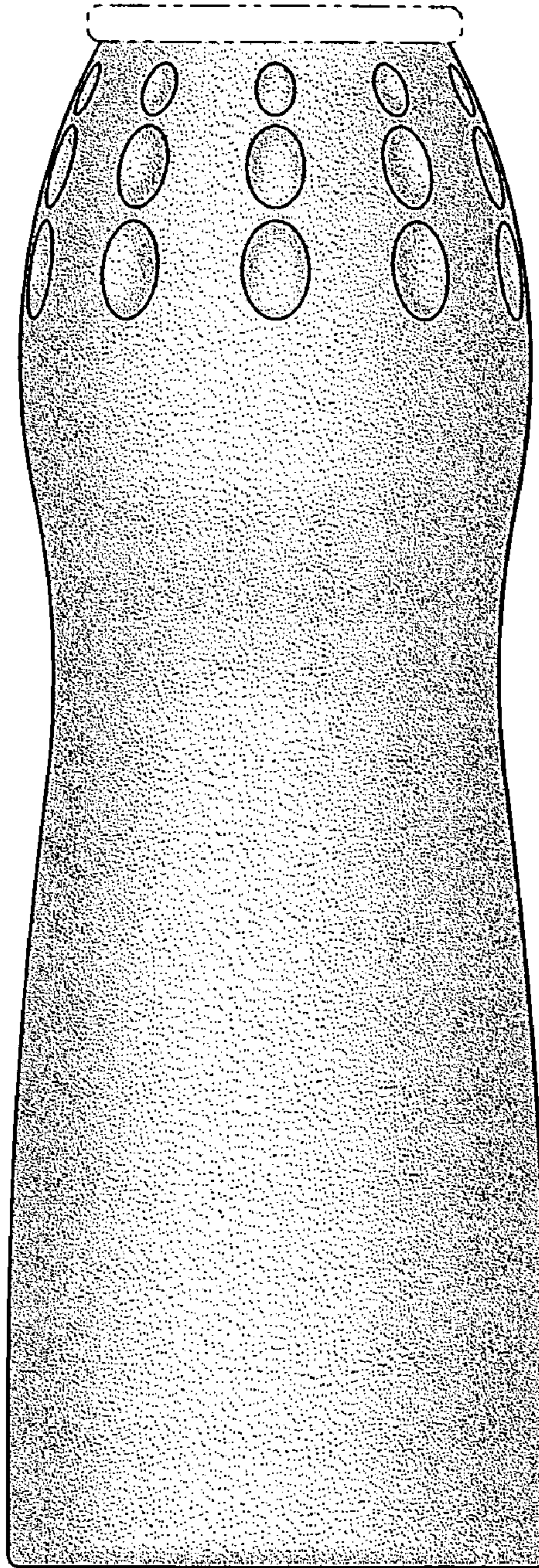


FIG. 2

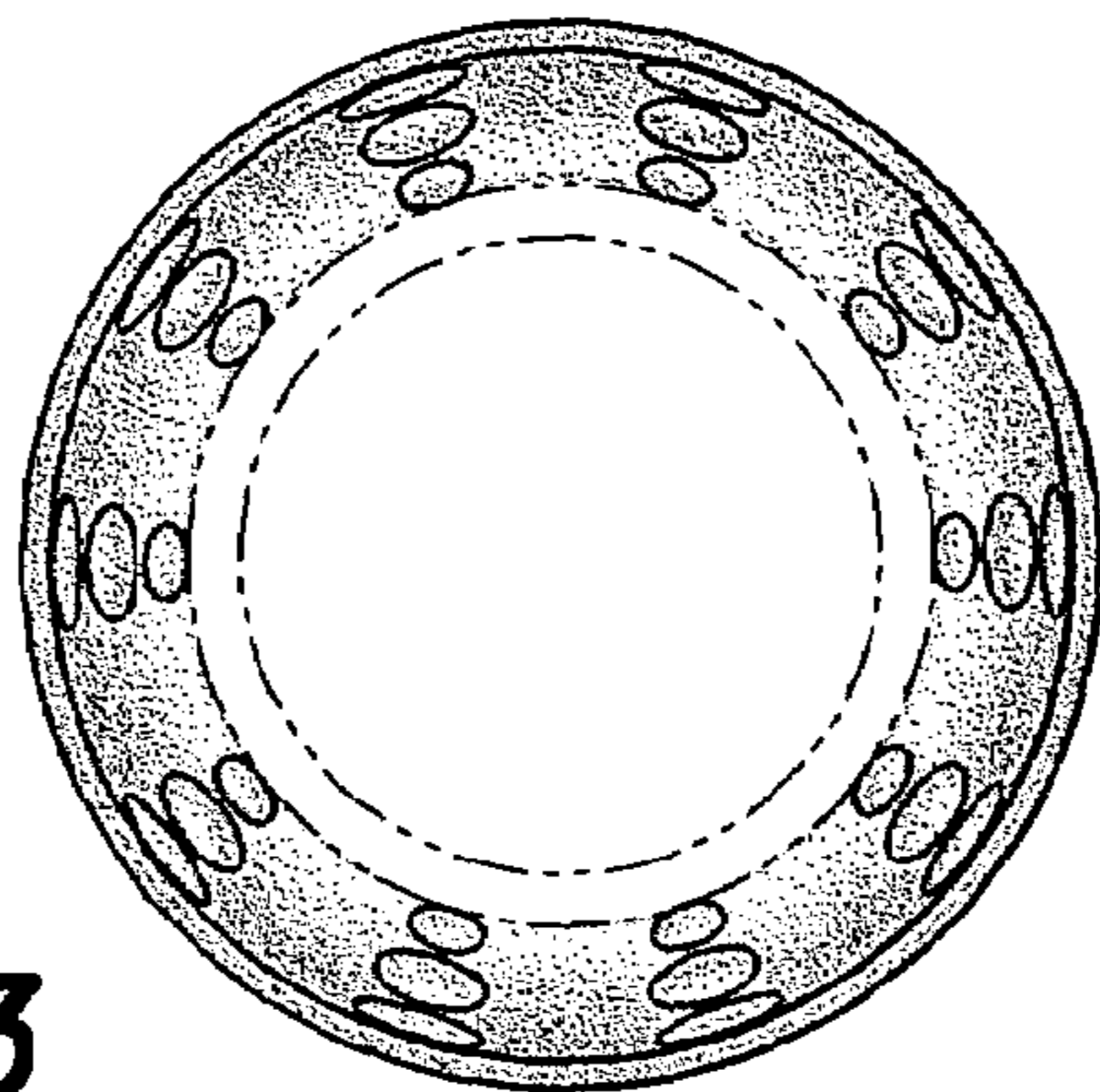


FIG. 3

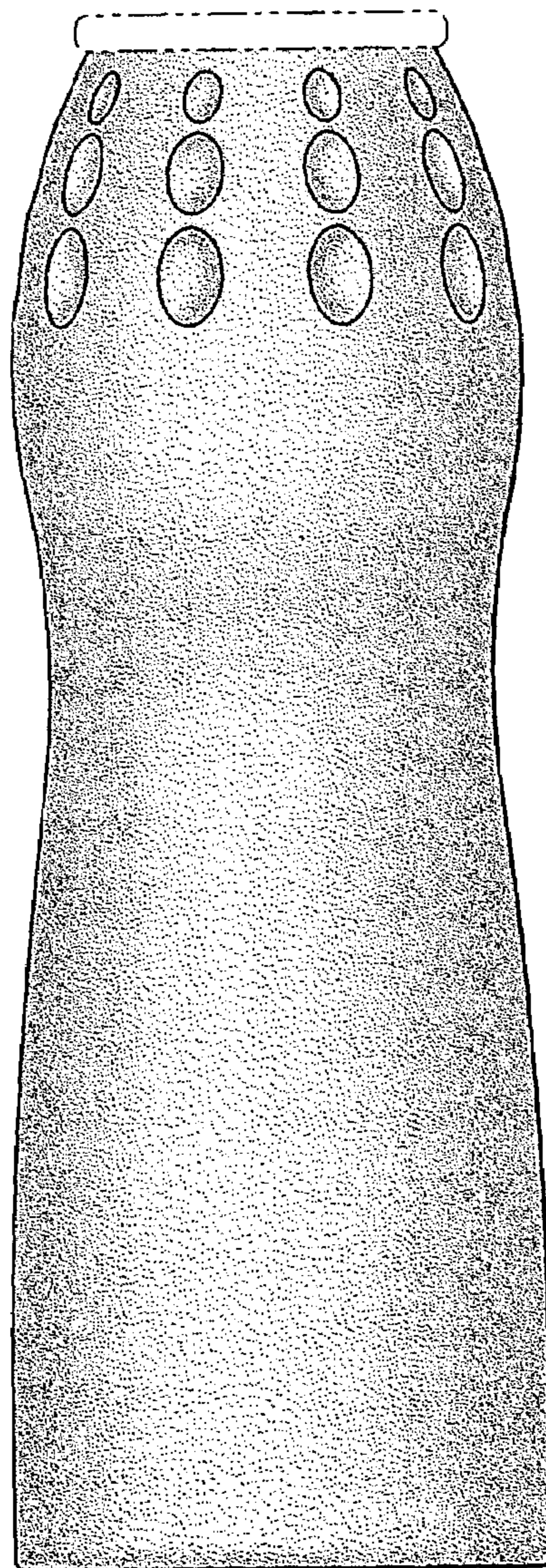


FIG. 4