

US00D613179S

(12) **United States Design Patent**
Tivelli et al.

(10) **Patent No.:** **US D613,179 S**
(45) **Date of Patent:** **** Apr. 6, 2010**

(54) **FLASK**

(75) Inventors: **Lidiane Martinelli Tivelli**, Campinas (BR); **Daniella Karine Brochado**, São Paulo (BR); **Márcio Miranda De Faria**, Vinhedo (BR)

(73) Assignee: **Natura Cosméticos S.A.**, Itapeverica da Serra SP (BR)

(**) Term: **14 Years**

(21) Appl. No.: **29/333,098**

(22) Filed: **Mar. 3, 2009**

(30) **Foreign Application Priority Data**
Sep. 3, 2008 (BR) DI6803868-2

(51) **LOC (9) Cl.** **09-03**

(52) **U.S. Cl.** **D9/697**

(58) **Field of Classification Search** D9/695-699, D9/702-712, 539, 544, 571-574, 516, 522, D9/530, 541-546, 556-560, 562, 502-505, D9/449, 442, 521, 529; 215/355, 380-381; 222/212, 92, 95, 96, 107, 215; D28/91.1; 220/669

See application file for complete search history.

(56) **References Cited**

U.S. PATENT DOCUMENTS

D314,147 S * 1/1991 Davis D9/446

D358,760 S * 5/1995 Sherman et al. D9/697
D381,897 S * 8/1997 Matthiesen D9/680
D404,296 S * 1/1999 Durliat et al. D9/697
D438,799 S * 3/2001 Anderson D9/449
D452,145 S * 12/2001 Sukhlall D9/697
D551,088 S * 9/2007 Dittmer et al. D9/697
D554,518 S * 11/2007 Cornet et al. D9/558

* cited by examiner

Primary Examiner—Caron Veynar

Assistant Examiner—Abraham Bahta

(74) *Attorney, Agent, or Firm*—B. Aaron Schulman; Stites & Harbison PLLC

(57) **CLAIM**

The ornamental design for a flask, as shown and described.

DESCRIPTION

FIG. 1 is a front, top and left side perspective view of the flask showing our new design;

FIG. 2 is a top view thereof.

FIG. 3 is a bottom view thereof.


FIG. 4 is a top view thereof with the cap open.

FIG. 5 is front view thereof.

FIG. 6 is left side view thereof, the right side view being a mirror image thereof; and,

FIG. 7 is a back view thereof.

1 Claim, 2 Drawing Sheets






Fig.1

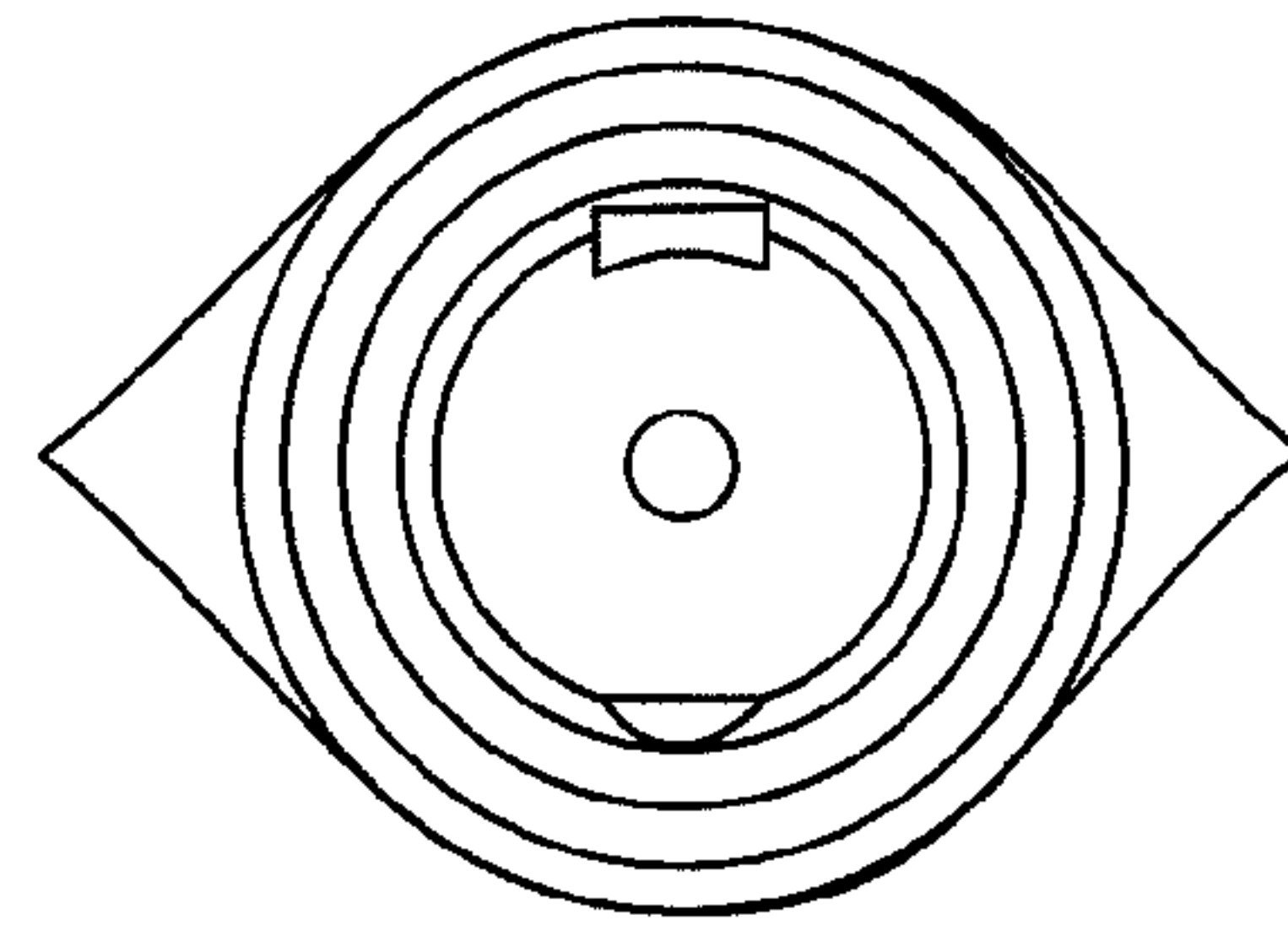


Fig.2

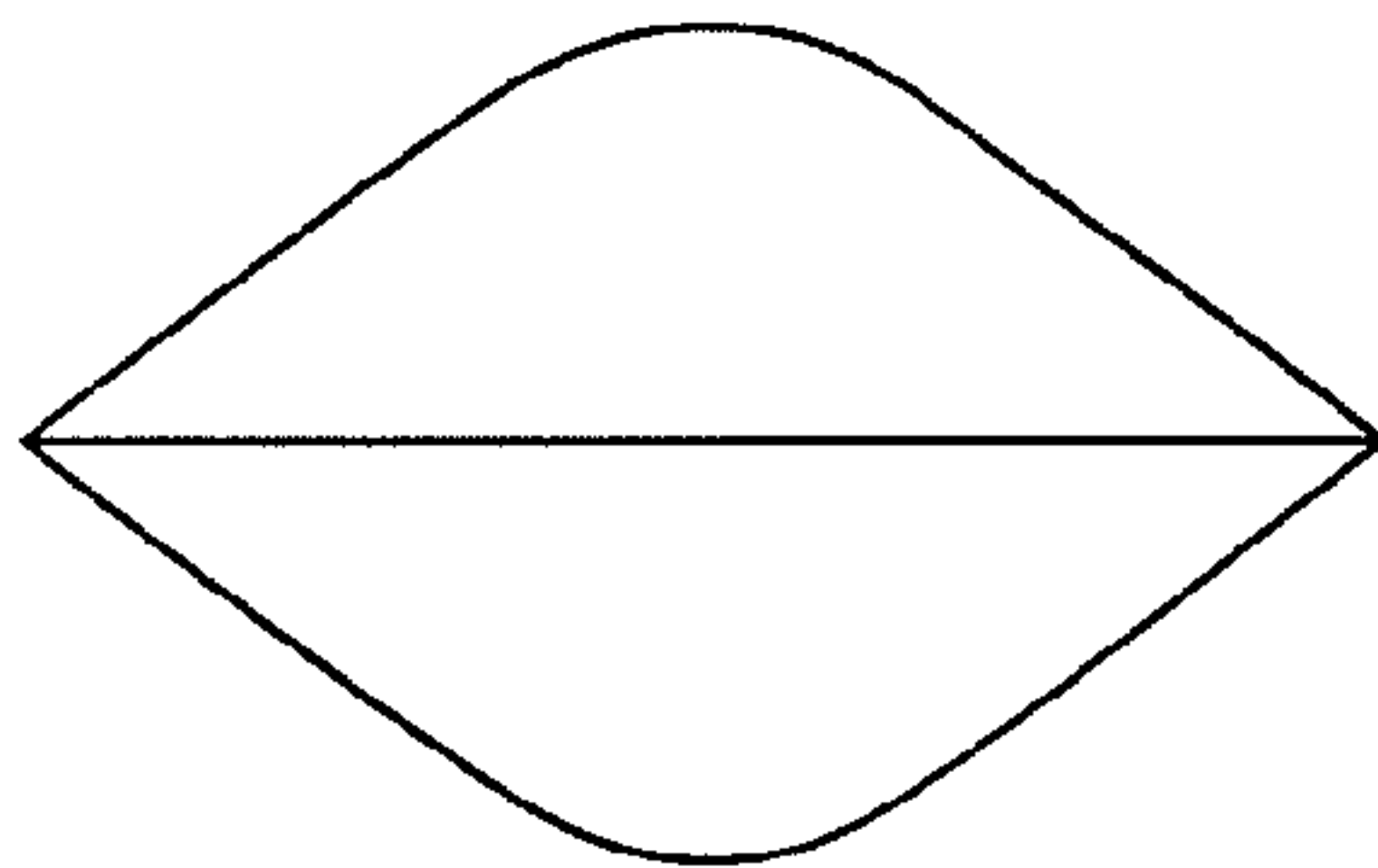


Fig.3

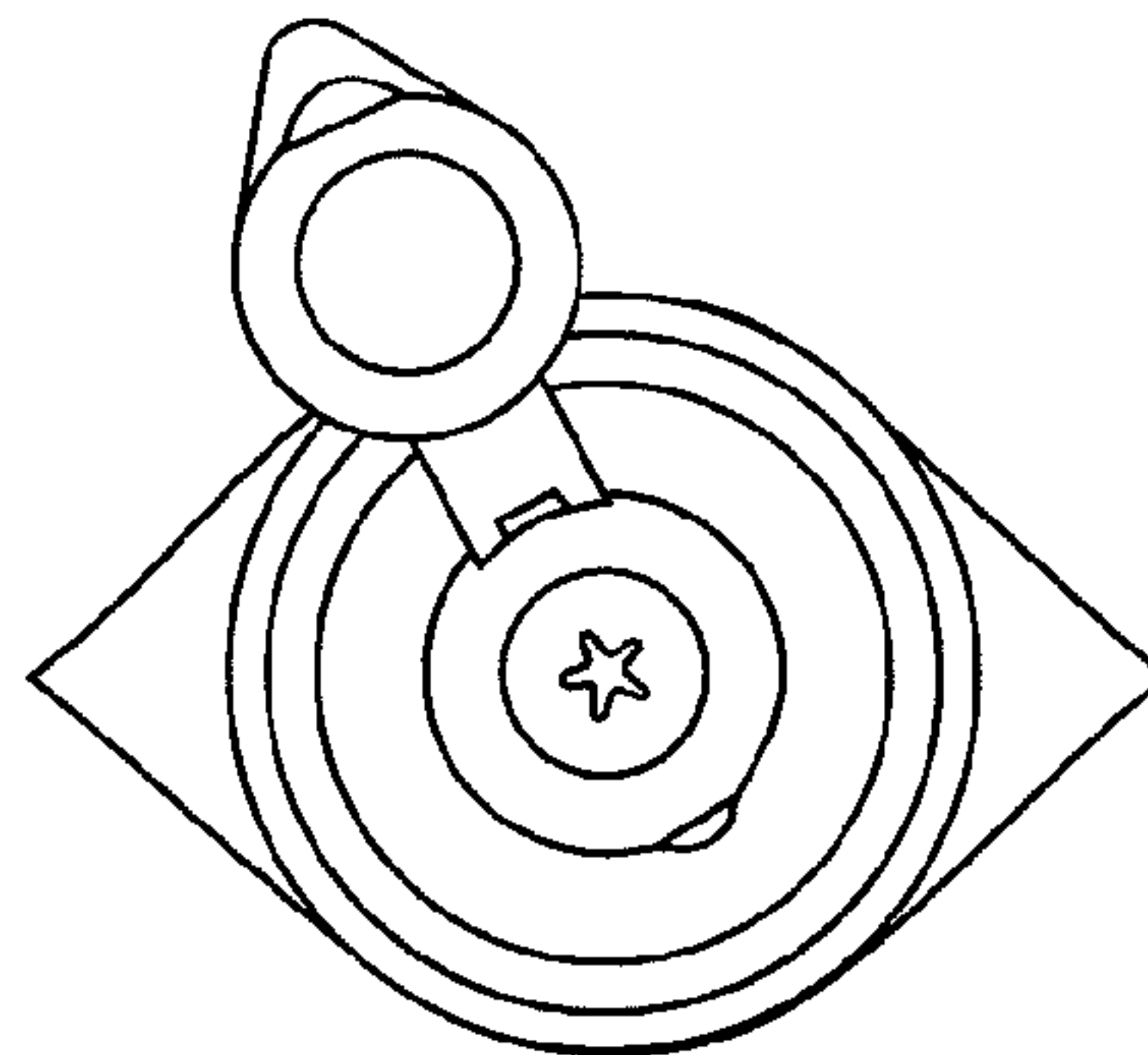


Fig.4

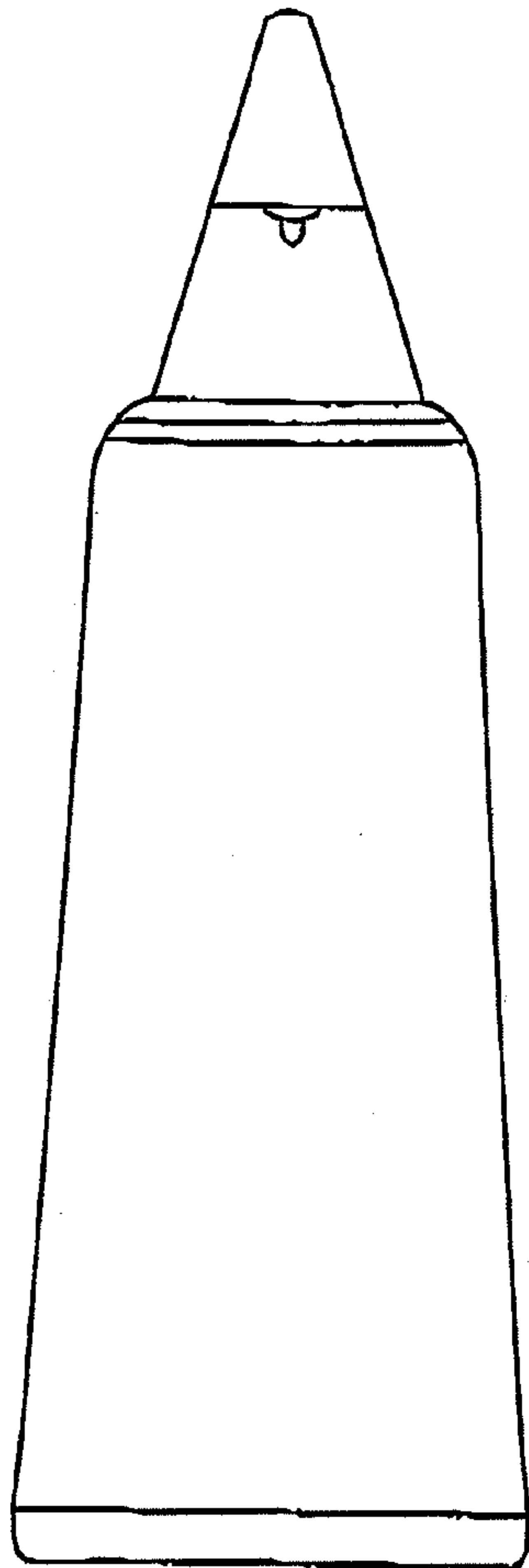


Fig.5

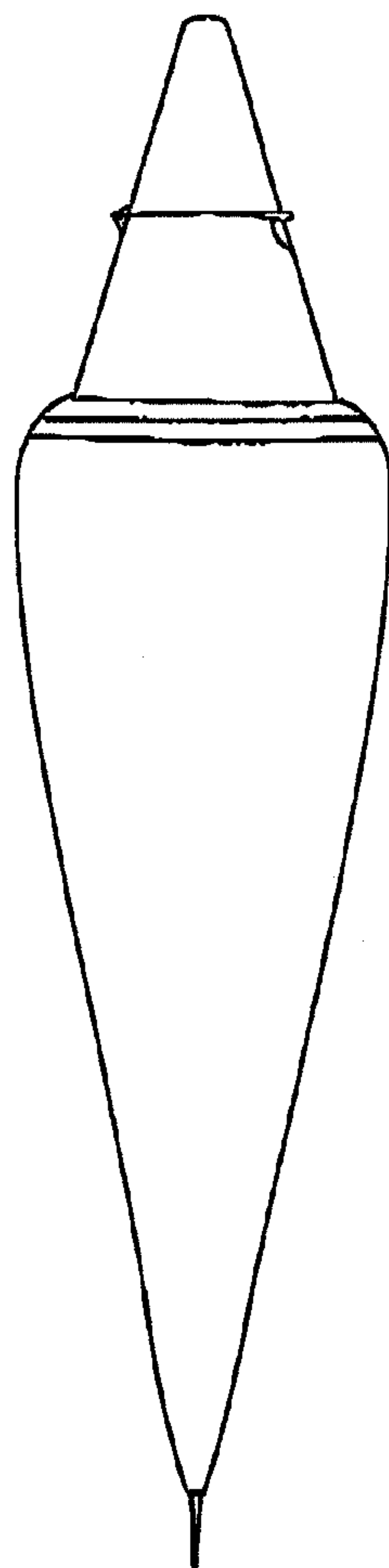


Fig.6

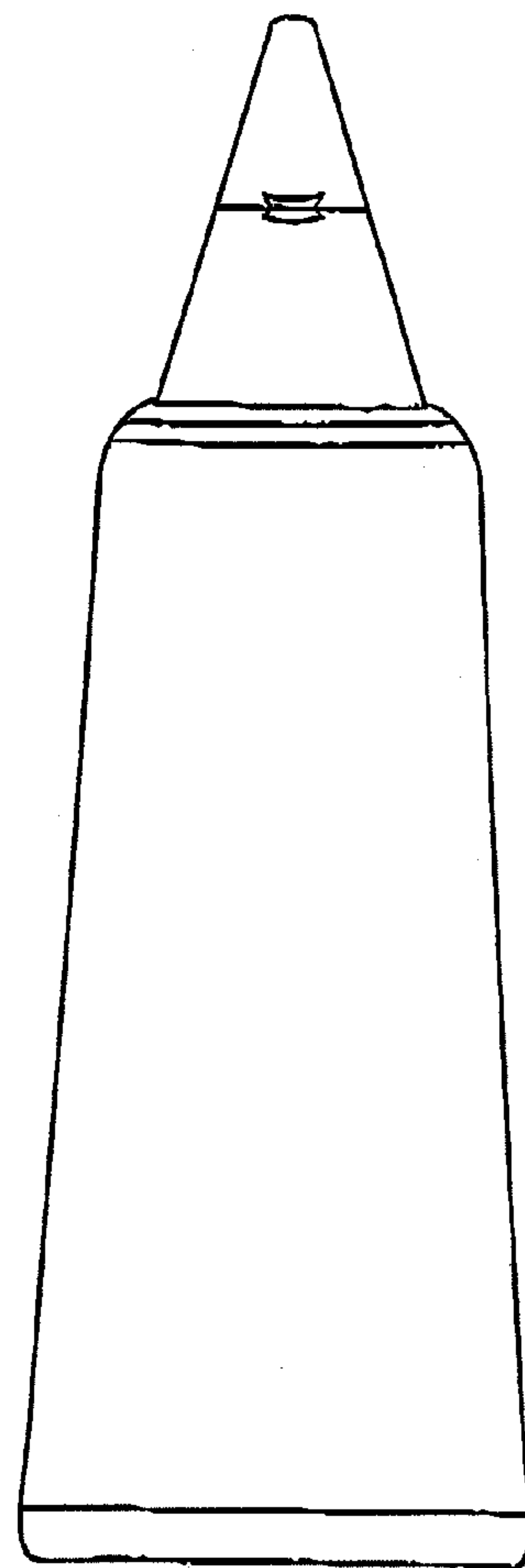


Fig.7