



US00D613146S

(12) **United States Design Patent**  
**Atnip et al.**

(10) **Patent No.:** **US D613,146 S**

(45) **Date of Patent:** **\*\* Apr. 6, 2010**

(54) **SCRAPER HANDLE**

(75) Inventors: **Timothy Edward Atnip**, Temecula, CA (US); **Kevin Wong**, Lake Elsinore, CA (US); **Philip Curtis Rogers**, Temecula, CA (US); **Hyok Lee**, Corona, CA (US); **Stephen James Hull**, Chandler, AZ (US); **Jason D. Veltz**, Laguna Hills, CA (US); **Moises Ramirez**, Corona, CA (US)

(73) Assignee: **Corona Clipper, Inc.**, Corona, CA (US)

(\*\*) Term: **14 Years**

(21) Appl. No.: **29/329,949**

(22) Filed: **Dec. 23, 2008**

(51) **LOC (9) Cl.** ..... **08-05**

(52) **U.S. Cl.** ..... **D8/107**

(58) **Field of Classification Search** ..... D8/9, D8/10, 52, 54-56, 58, 95-99, 107; D22/118; D4/138; D32/35, 39, 40, 46, 49, 51, 52; D15/18, 70, 142; 81/342, 367, 370, 418, 81/420, 424.5, 427.5, 380, 390, 324, 486, 81/489, 415-419, DIG. 9, 300, 302, 177.1-177.7, 81/436-437, 438-440; 30/151-162, 329, 30/330, 511-517, 519, 323, 236.01; 294/54.5, 294/49, 51, 53.5, 55; 16/11 R, 111 R, 110.1, 16/430-431, 421-422, 426; D7/393-395, D7/354-365

See application file for complete search history.

(56) **References Cited**

**U.S. PATENT DOCUMENTS**

D190,870 S \* 7/1961 Blankenship ..... D8/10

D291,863 S \* 9/1987 Kolonia ..... D8/107  
D546,645 S \* 7/2007 Rosine et al. .... D8/10  
D575,520 S \* 8/2008 Libman et al. .... D4/138  
D575,525 S \* 8/2008 Libman et al. .... D4/138  
D588,882 S \* 3/2009 Baker, II ..... D8/10  
D603,229 S \* 11/2009 Atnip et al. .... D8/10  
D606,818 S \* 12/2009 Atnip et al. .... D8/10

\* cited by examiner

*Primary Examiner*—Cathron C Brooks  
*Assistant Examiner*—Barbara Fox

(57) **CLAIM**

The ornamental design for the scraper handle, as shown and described.

**DESCRIPTION**

FIG. 1 is a top view of the scraper handle of the claimed design.

FIG. 2 is a right side view of the scraper handle of the claimed design; the left side being a mirror image.

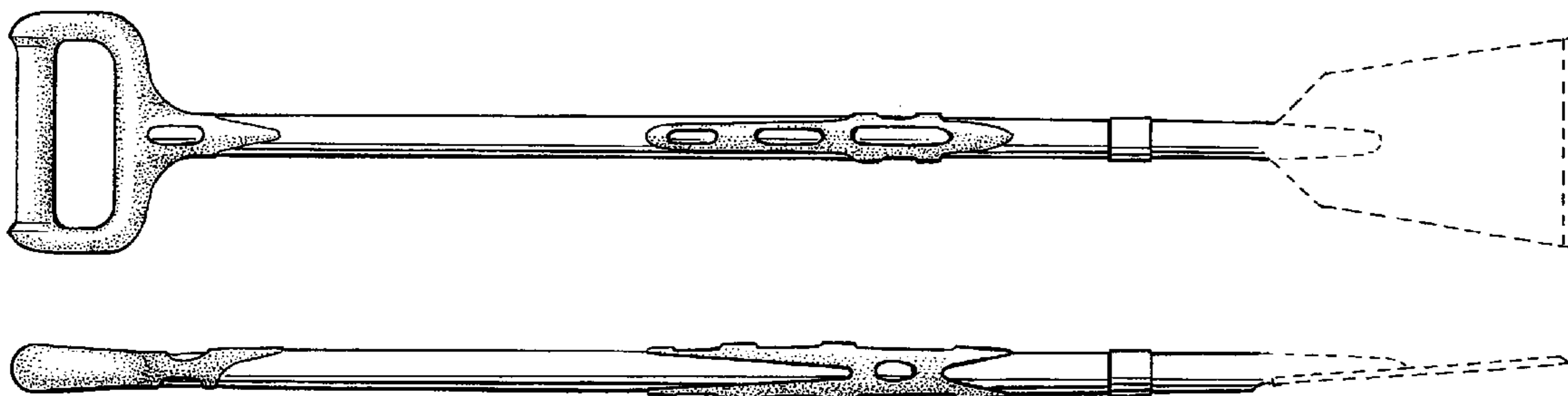
FIG. 3 is a bottom view of the scraper handle of the claimed design.

FIG. 4 is a right end view of the scraper handle of the claimed design; and,

FIG. 5 is a left end view of the scraper handle of the claimed design.

The broken lines show the environment of the claimed scraper handle design and forms no part thereof.

**1 Claim, 1 Drawing Sheet**



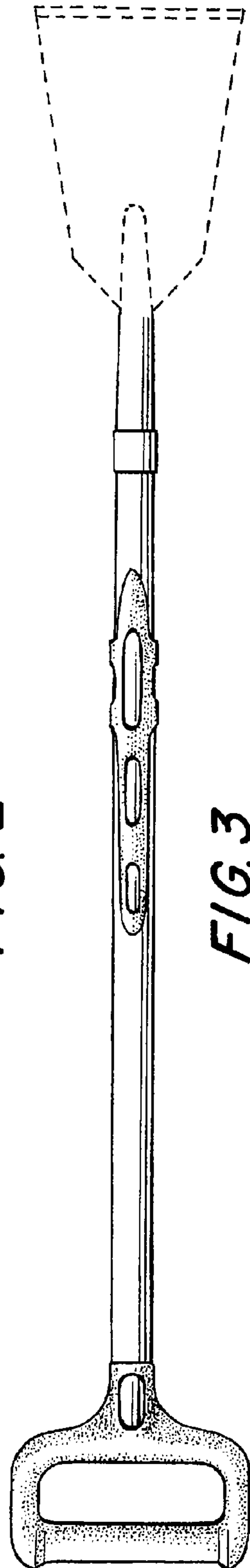
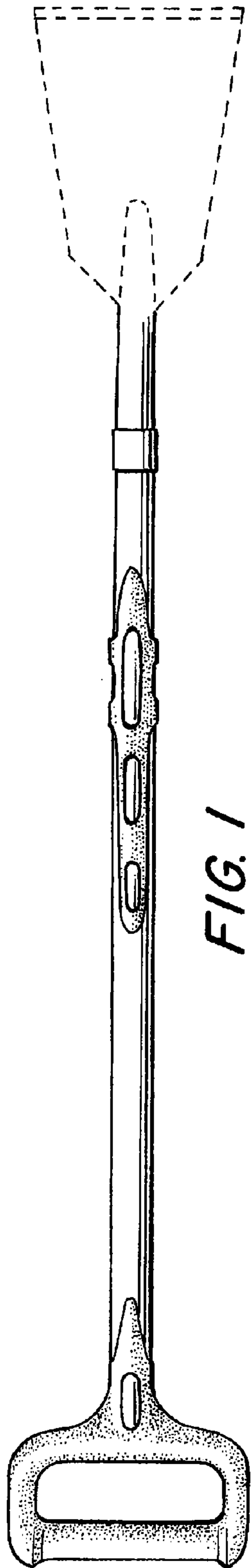


FIG. 4



FIG. 5