



US00D613139S

(12) **United States Design Patent**
Lai

(10) **Patent No.:** **US D613,139 S**
(45) **Date of Patent:** **** Apr. 6, 2010**

(54) **T-HANDLE HEX WRENCH**
(75) Inventor: **Liang-Tzu Lai**, Taichung (TW)
(73) Assignee: **Jaco International Corporation**,
Taichung Hsien (TW)
(**) Term: **14 Years**
(21) Appl. No.: **29/345,155**
(22) Filed: **Oct. 10, 2009**
(30) **Foreign Application Priority Data**
Apr. 13, 2009 (TW) 98301648

6,151,998 A * 11/2000 Fu-Hui 81/177.4
6,347,450 B1 * 2/2002 Langlois et al. 29/748
D454,045 S * 3/2002 Rinner et al. D8/107
6,378,701 B1 * 4/2002 Kuo 206/378
D470,733 S * 2/2003 Schmitt, Jr. D8/21
D482,588 S * 11/2003 Lai D8/107
D517,634 S * 3/2006 Nunez et al. D21/789
D555,445 S * 11/2007 Strahorn D8/21
D586,634 S * 2/2009 Lai D8/21
D596,471 S * 7/2009 Huang D8/21
2003/0188605 A1 * 10/2003 Chang 81/60

* cited by examiner

Primary Examiner—Raphael Barkai
Assistant Examiner—Randall H Gholson
(74) *Attorney, Agent, or Firm*—Banger Shia

(51) **LOC (9) Cl.** **08-05**
(52) **U.S. Cl.** **D8/21**
(58) **Field of Classification Search** D8/17,
D8/21–29, 52, 53, 54, 55, 81–87, 102–107,
D8/98, 99, 93, 94; 81/119, 121.1, 86, 124.2,
81/125, 125.1, 176.1, 176.2, 177.1, 177.2,
81/177.3, 177.85, 124.3, 124.7, 176.3, 179,
81/160, 3.57, 3.55, 58.4, 186, 58.3, 300,
81/58.1, 60–63.2, 165–170, 110.1, 124.6,
81/176.15, 121.7, 436, 437, 177.8, 177.9,
81/185.1, 3.4, 177.4, 492, 57, 58, 13, 177.7,
81/490, 415–423, 427.5, 134, 142, 129, 118;
140/119; 16/422, 186, 429
See application file for complete search history.

(57) **CLAIM**

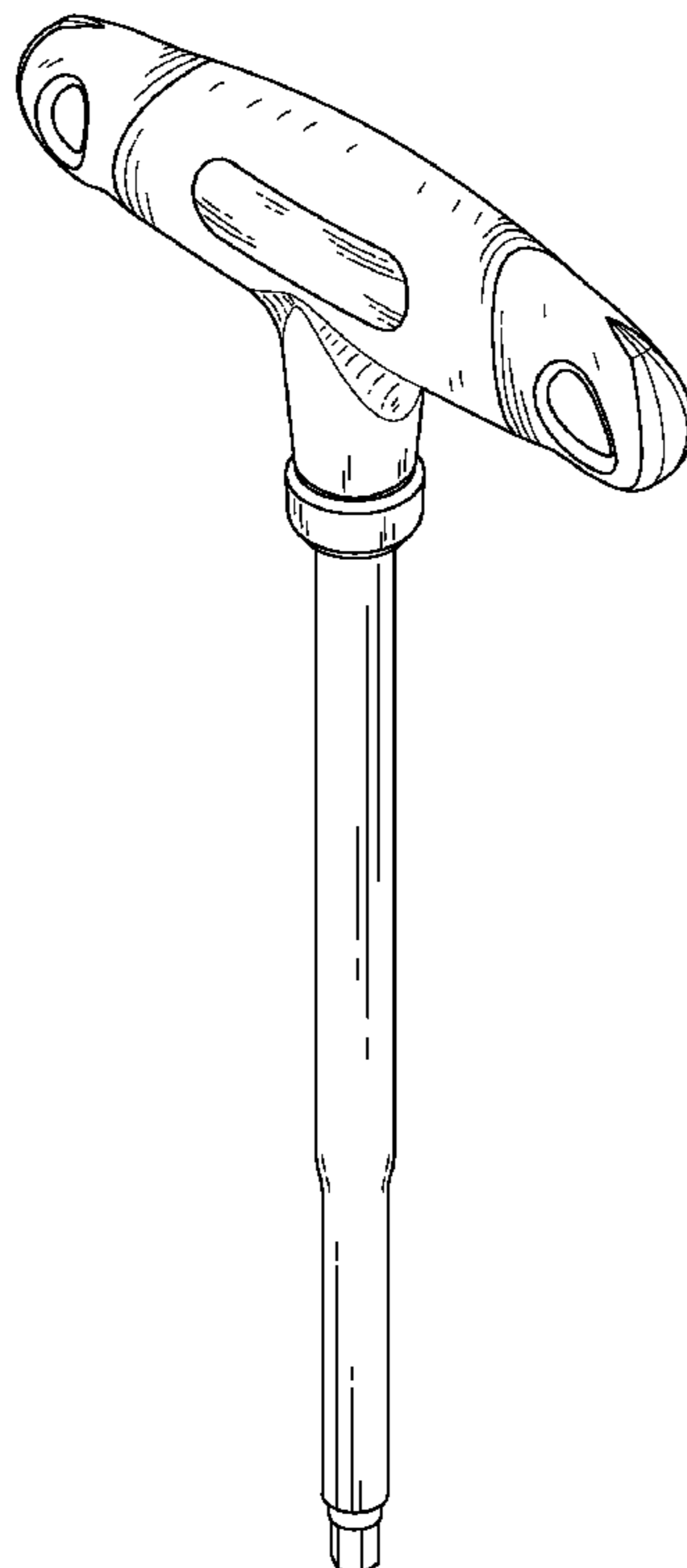
I claim the ornamental design for a T-handle hex wrench, as shown and described.

DESCRIPTION

FIG. 1 is a perspective view of a T-handle hex wrench, showing my new design;
FIG. 2 is a front elevational view thereof;
FIG. 3 is a rear elevational view thereof;
FIG. 4 is a left side elevational view thereof;
FIG. 5 is a right side elevational view thereof;
FIG. 6 is a top plan view thereof; and,
FIG. 7 is a bottom plan view thereof.

(56) **References Cited**
U.S. PATENT DOCUMENTS
D422,145 S * 4/2000 Hsu D4/116

1 Claim, 5 Drawing Sheets



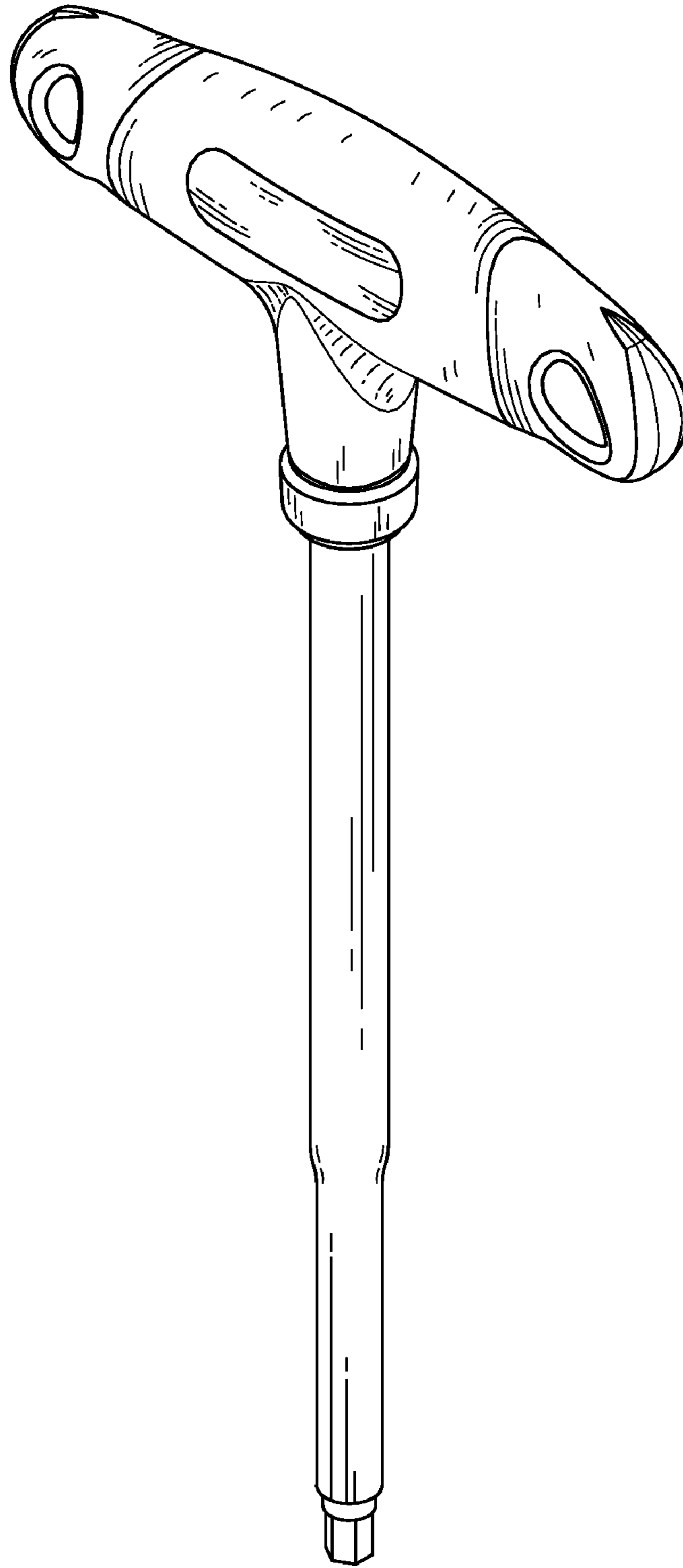


FIG. 1

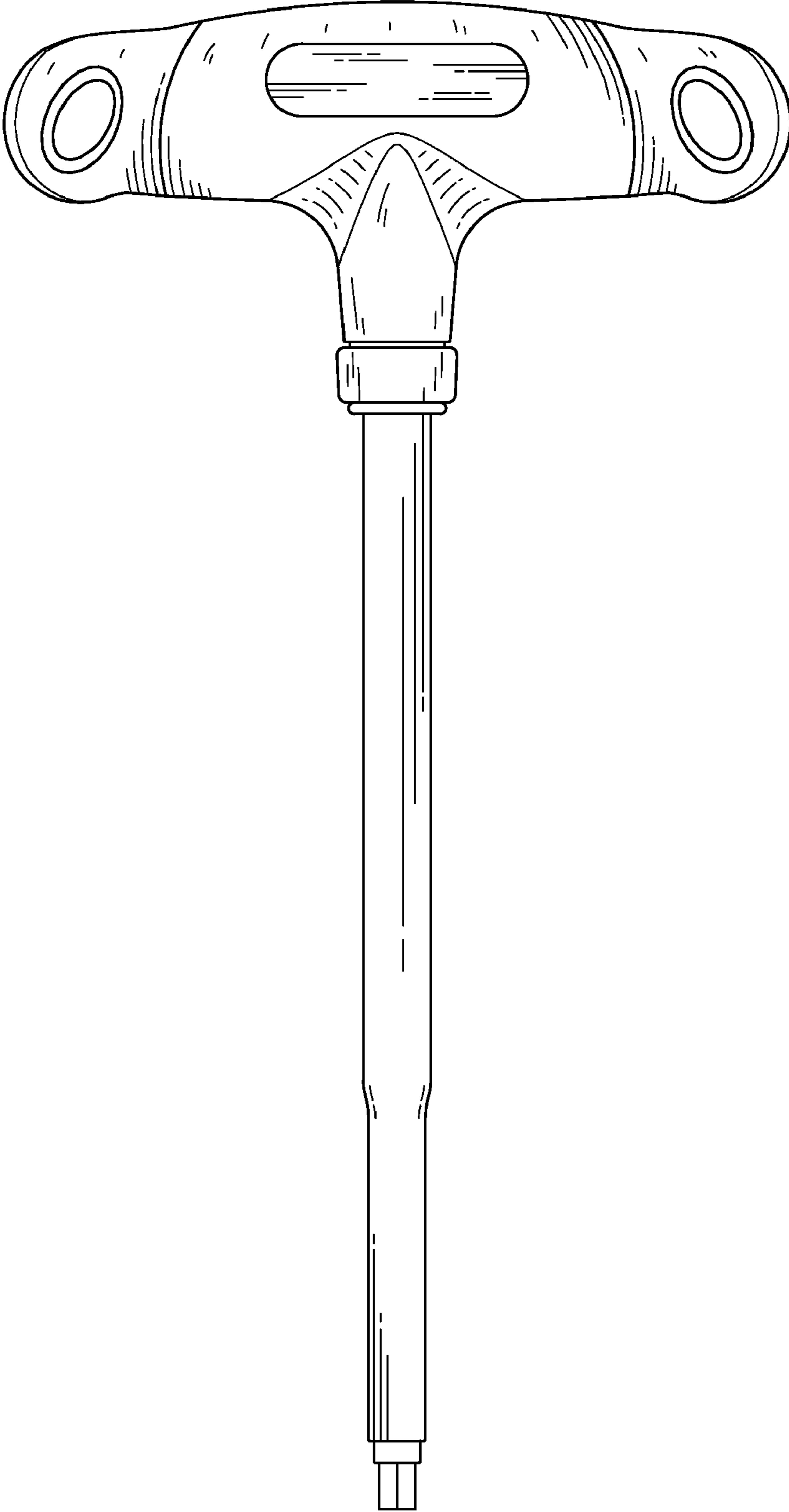


FIG. 2

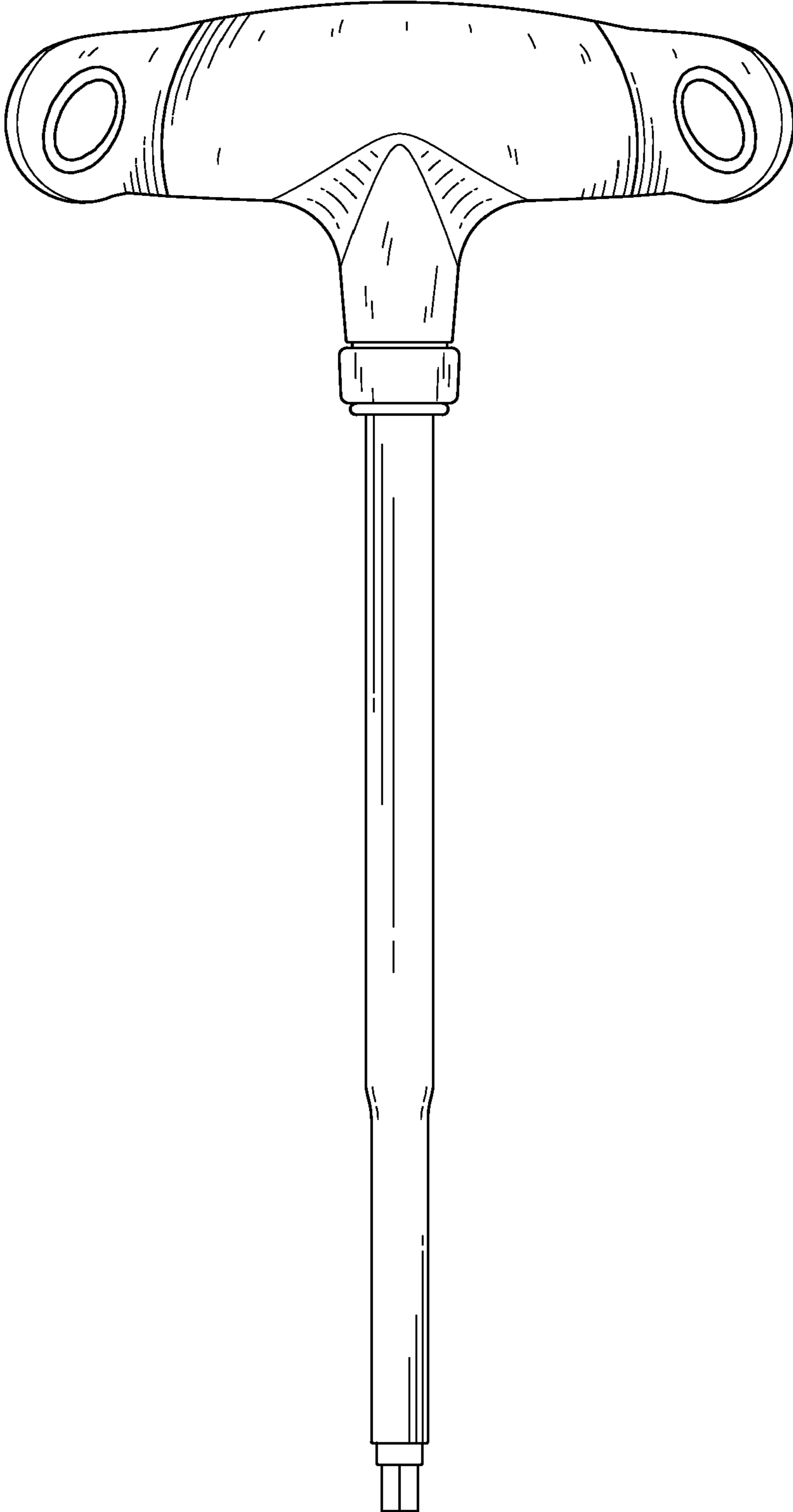


FIG. 3

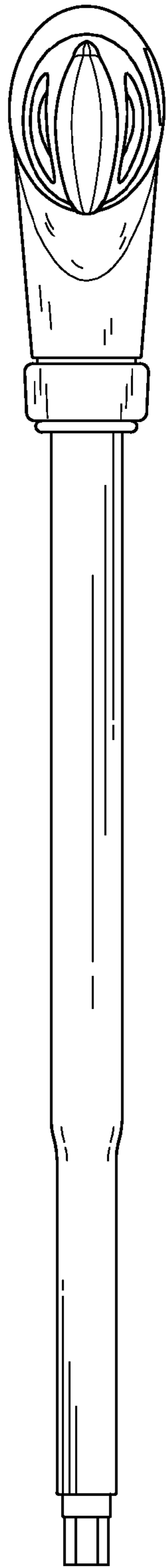


FIG. 4

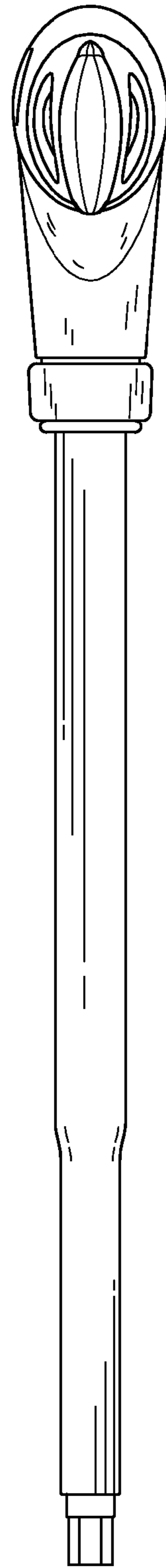


FIG. 5

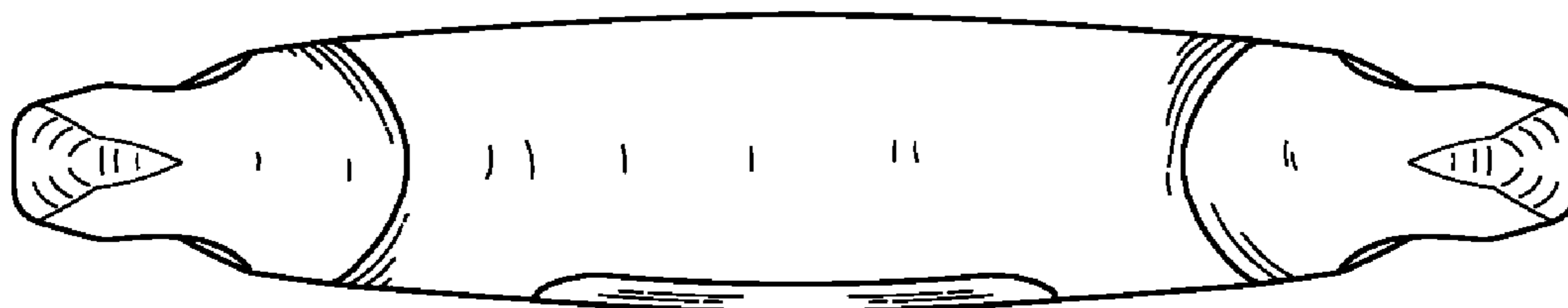


FIG. 6

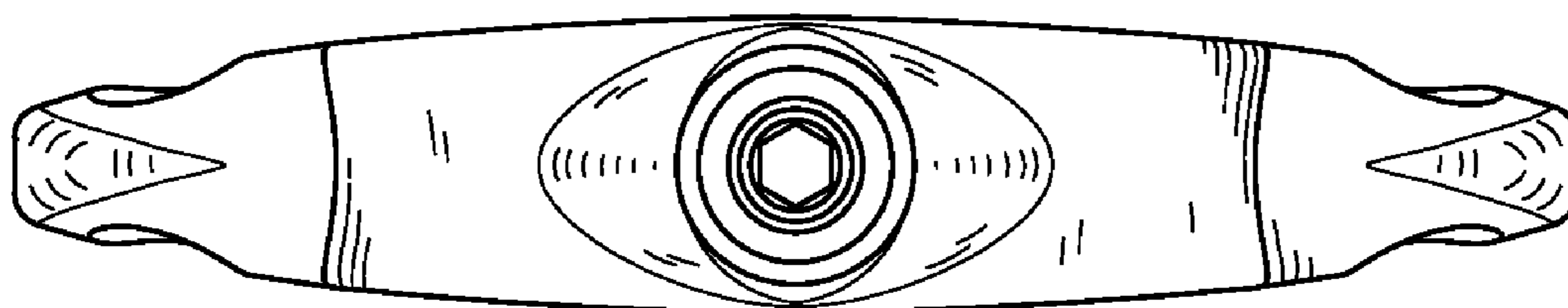


FIG. 7