



US00D613137S

(12) **United States Design Patent**
Wieberdink et al.

(10) **Patent No.:** **US D613,137 S**
(45) **Date of Patent:** **** Apr. 6, 2010**

(54) **CABLE TOOL**

(75) Inventors: **Natalie M. Wieberdink**, Cedar Grove, WI (US); **Derek D. Erickson**, Milwaukee, WI (US); **Christopher L. Peterson**, Chippewa Falls, WI (US); **Robert G. Fehr**, Colfax, WI (US); **David J. Prince**, Eau Claire, WI (US); **Aaron Munsinger**, Elk Mound, WI (US); **Robert C. Martineau**, Chippewa Falls, WI (US); **Milt Erickson**, Merrilan, WI (US)

(73) Assignee: **Actuant Corporation**, Butler, WI (US)

(**) Term: **14 Years**

(21) Appl. No.: **29/337,220**

(22) Filed: **May 18, 2009**

(51) **LOC (9) Cl.** **08-08**

(52) **U.S. Cl.** **D8/14; D8/56; D8/356**

(58) **Field of Classification Search** D8/105, D8/107, 333, 349, 354, 356, 358, 360, 360.1, D8/367, 372, 373, 382, 383, 394-396, 400, D8/14, 44, 51, 60; D13/133, 139.1, 139.4, D13/153, 154, 155; 24/18, 20 W, 23 W, 115 R, 24/197, 561, 573.11, 581.12, 582.13, 583.1; 52/220.7; 174/66, 135, 153 G, 650, 656; 242/400.1, 405.1, 405.2, 600, 603; 248/65, 248/74.1-74.4, 75, 201, 214, 215, 229.26; 439/92-108, 421, 501, 535; 7/107, 164; 30/90.1; 81/9.44

See application file for complete search history.

(56) **References Cited**

U.S. PATENT DOCUMENTS

1,463,071 A * 7/1923 Dow et al. 24/599.6
1,666,623 A * 4/1928 Hoover 24/18
4,092,075 A * 5/1978 Kimball 403/72
4,721,268 A * 1/1988 Lerner et al. 242/388
D302,108 S * 7/1989 Fenton D8/373
D311,487 S * 10/1990 Platt D8/396

5,036,734 A 8/1991 Morrow
5,234,185 A * 8/1993 Hoffman et al. 248/56
D413,504 S * 9/1999 Kung D8/105
D417,380 S * 12/1999 Kayson et al. D8/99
6,089,125 A * 7/2000 Cheng 81/9.44
6,092,444 A * 7/2000 Hsiao 81/440
D434,961 S * 12/2000 Elsener, Sr. D8/107
6,293,004 B1 9/2001 Holliday
6,363,560 B1 4/2002 Kesinger
6,427,275 B1 8/2002 Hung
D462,887 S * 9/2002 Yu D8/333
6,671,944 B2 1/2004 Holliday et al.
D486,385 S * 2/2004 Smith-Kielland et al. D8/394
D494,450 S * 8/2004 Schultz et al. D8/356
6,813,981 B2 * 11/2004 Urban et al. 83/13

(Continued)

OTHER PUBLICATIONS

Coax Multi Tool, Inc.; Coax-Multi-Tool Omni 8.

Primary Examiner—Robert M Spear

Assistant Examiner—Karen Acker

(74) *Attorney, Agent, or Firm*—Quarles & Brady LLP

(57) **CLAIM**

The ornamental design for a cable tool, as shown and described.

DESCRIPTION

FIG. 1 is a perspective view of a cable tool showing our new design;

FIG. 2 is a front side elevational view thereof;

FIG. 3 is a rear side elevational view thereof;

FIG. 4 is a bottom elevational view thereof;

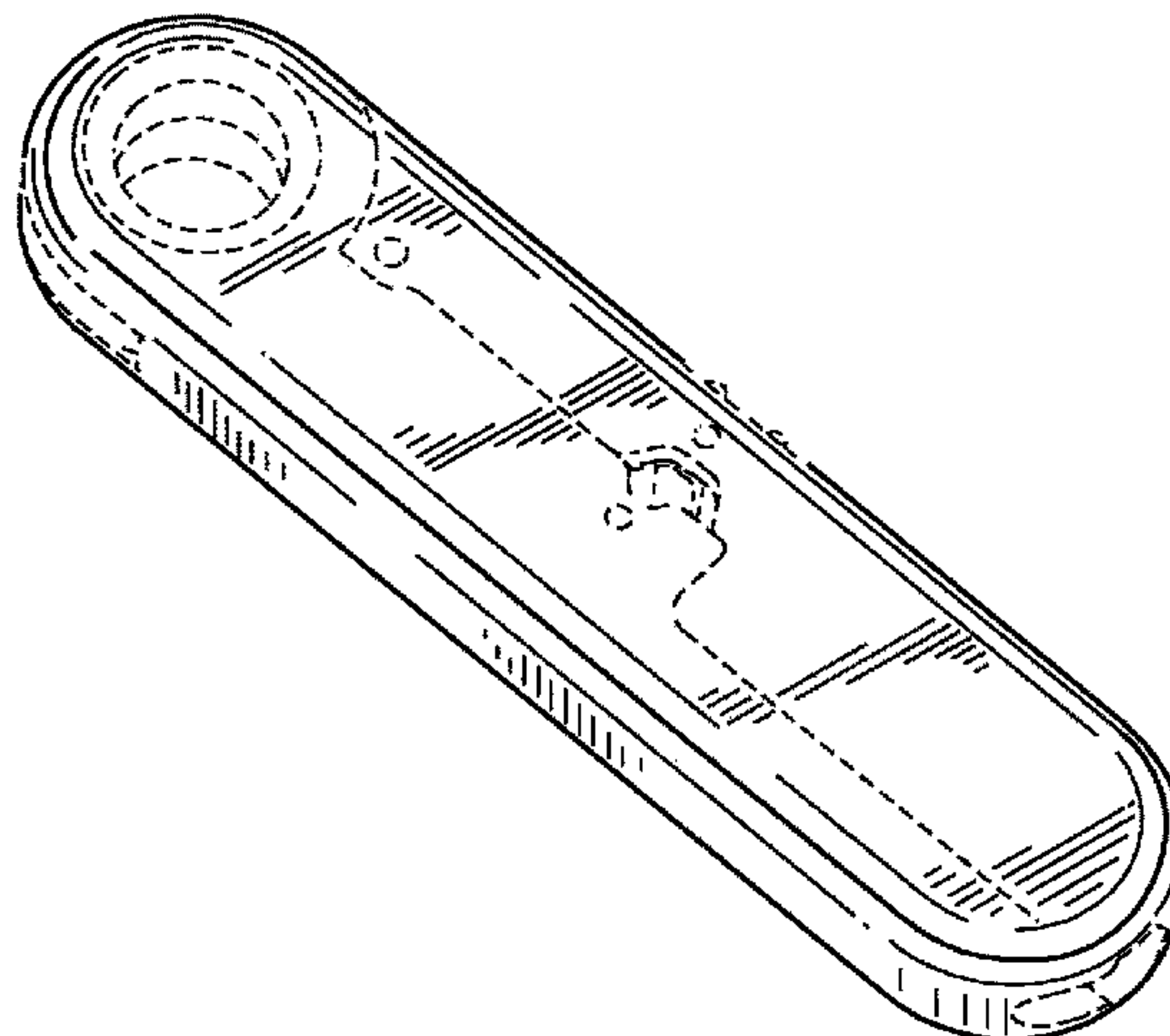
FIG. 5 is a top elevational view thereof;

FIG. 6 is a right end elevational view thereof; and,

FIG. 7 is a left end elevational view thereof.

The broken lines in the drawings represent unclaimed environmental subject matter.

1 Claim, 3 Drawing Sheets



US D613,137 S

Page 2

U.S. PATENT DOCUMENTS			
		D572,099 S *	7/2008 Fontaine et al. D8/44
		D576,896 S *	9/2008 Radle et al. D10/78
		2005/0109888 A1 *	5/2005 Ryals et al. 248/71
7,120,997 B2	10/2006	Islam et al.	
D538,130 S *	3/2007	Yale	D8/107
D553,961 S *	10/2007	Sato	D8/373

* cited by examiner

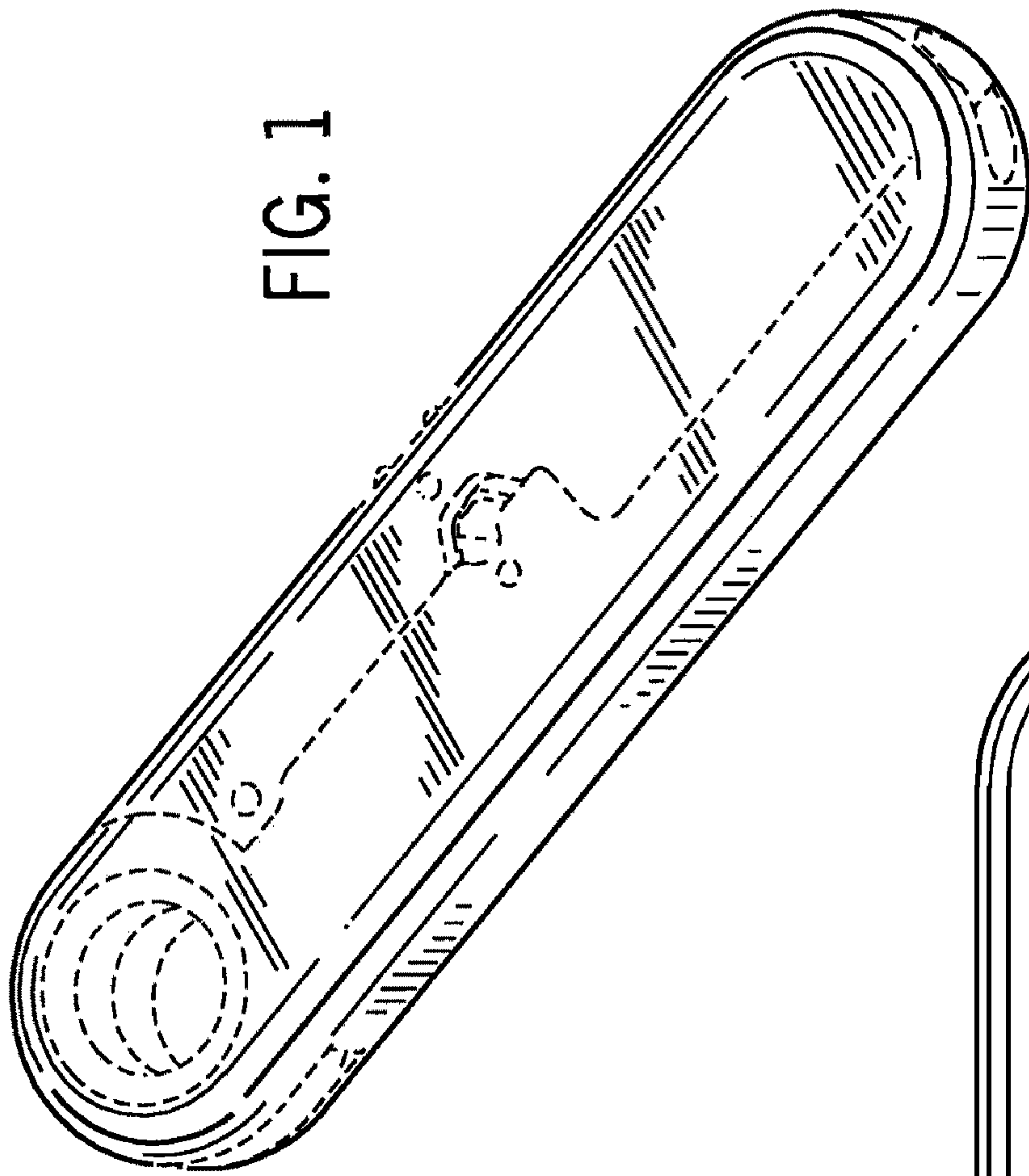


FIG. 1

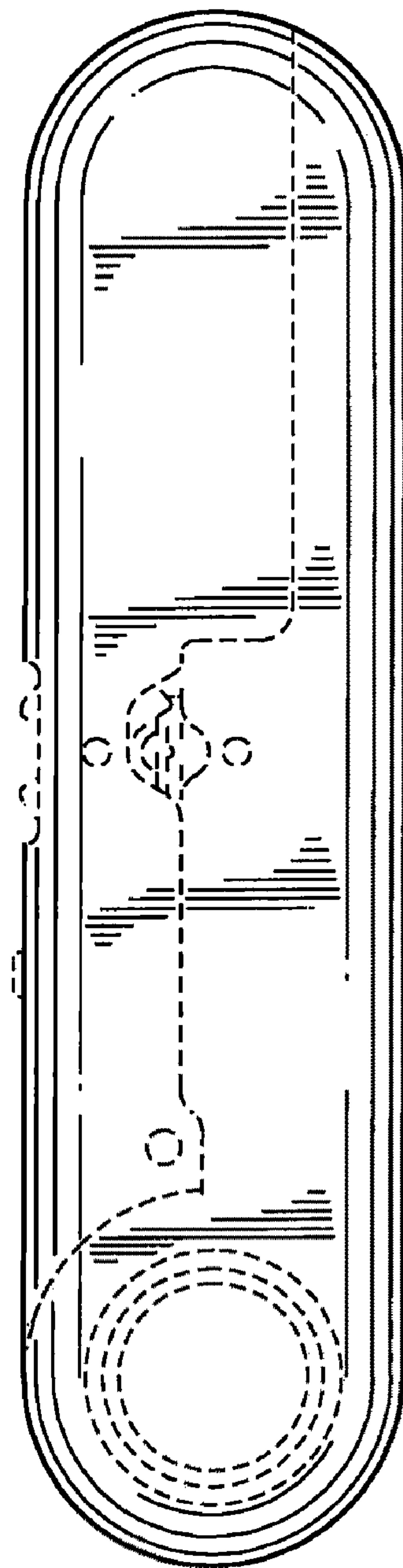


FIG. 2

FIG. 3

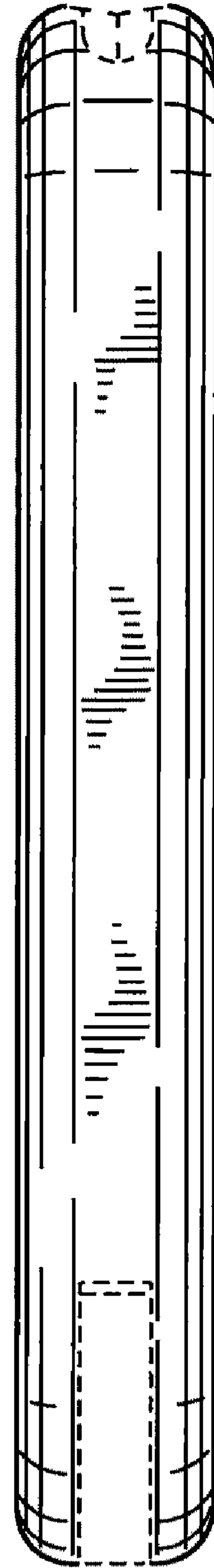
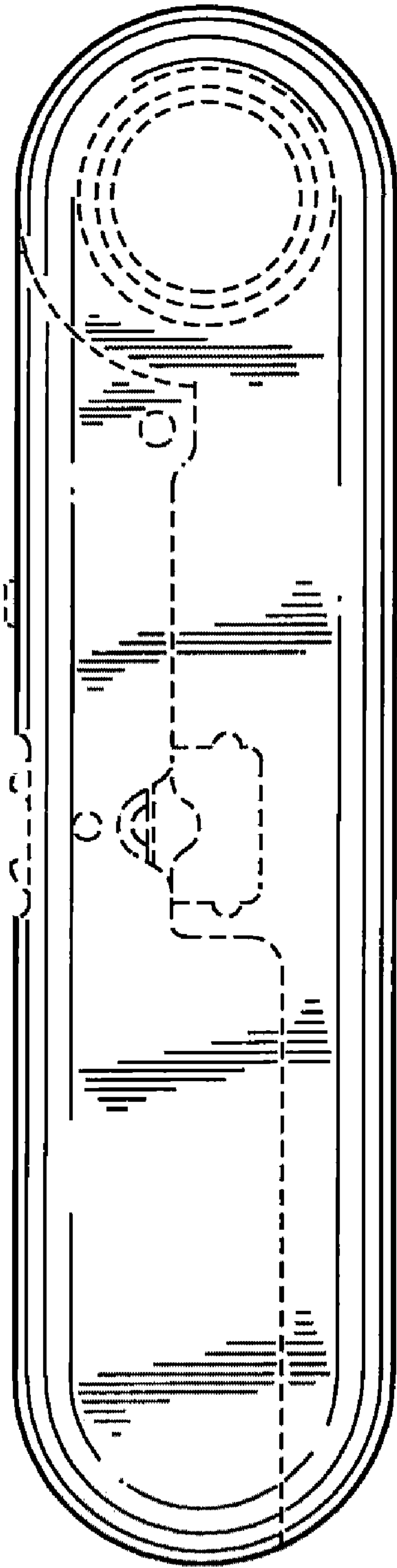


FIG. 4

FIG. 5

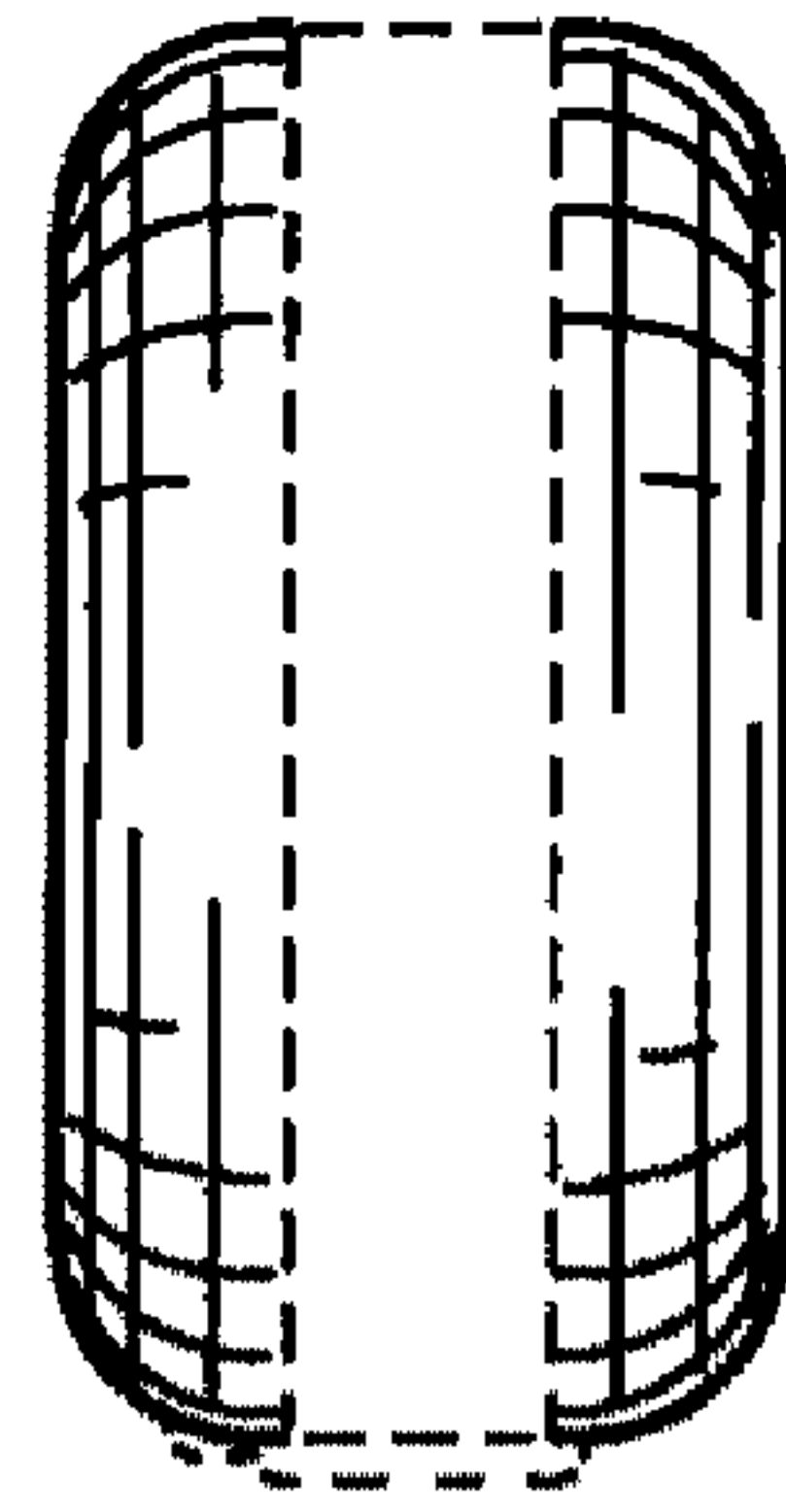
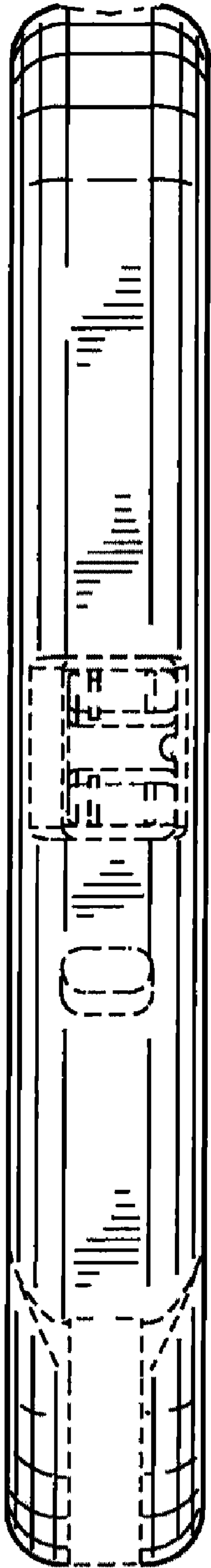


FIG. 7




FIG. 6