



US00D613135S

(12) **United States Design Patent**
Donald et al.

(10) **Patent No.:** **US D613,135 S**
(45) **Date of Patent:** **** Apr. 6, 2010**

(54) **GARDEN TOOL**

(75) Inventors: **Duncan Roger Donald**, Doncaster (GB); **Rebecca Elizabeth Donald**, Doncaster (GB); **John Robinson**, Rochdale (GB)

(73) Assignee: **Sanmet Limited**, Yorkshire (GB)

(**) Term: **14 Years**

(21) Appl. No.: **29/331,226**

(22) Filed: **Jan. 22, 2009**

(30) **Foreign Application Priority Data**

Nov. 19, 2008 (EM) 001042139

(51) **LOC (9) Cl.** **08-01**

(52) **U.S. Cl.** **D8/7**

(58) **Field of Classification Search** D8/1, D8/7, 10; 172/371-375, 378; 7/114
See application file for complete search history.

(56) **References Cited**

U.S. PATENT DOCUMENTS

1,893,258	A	1/1933	Washburn	
1,931,349	A *	10/1933	Habig	30/315
1,965,177	A	7/1934	Finkl	
2,020,571	A	11/1935	Pick	
3,152,788	A	10/1964	Hardwidge	
D208,562	S *	9/1967	Rogers	D8/7
3,602,542	A	8/1971	Disston	
D274,117	S *	6/1984	Lapps	D8/7
4,791,955	A	12/1988	Reip	

D318,993	S	8/1991	Brady	
D395,383	S *	6/1998	Mohindru	D8/7
D398,203	S	9/1998	Naccarato et al.	
D429,977	S	8/2000	Claxton	
D430,464	S	9/2000	Claxton	
6,257,346	B1	7/2001	Schofield et al.	
D533,754	S *	12/2006	Fortier	D8/10
D551,920	S *	10/2007	Hsu	D8/7
D585,252	S *	1/2009	Mullen	D8/7
D588,881	S *	3/2009	Spencer	D8/7

* cited by examiner

Primary Examiner—Holly H Baynham
Assistant Examiner—Sheryl Lane
(74) *Attorney, Agent, or Firm*—Young Basile

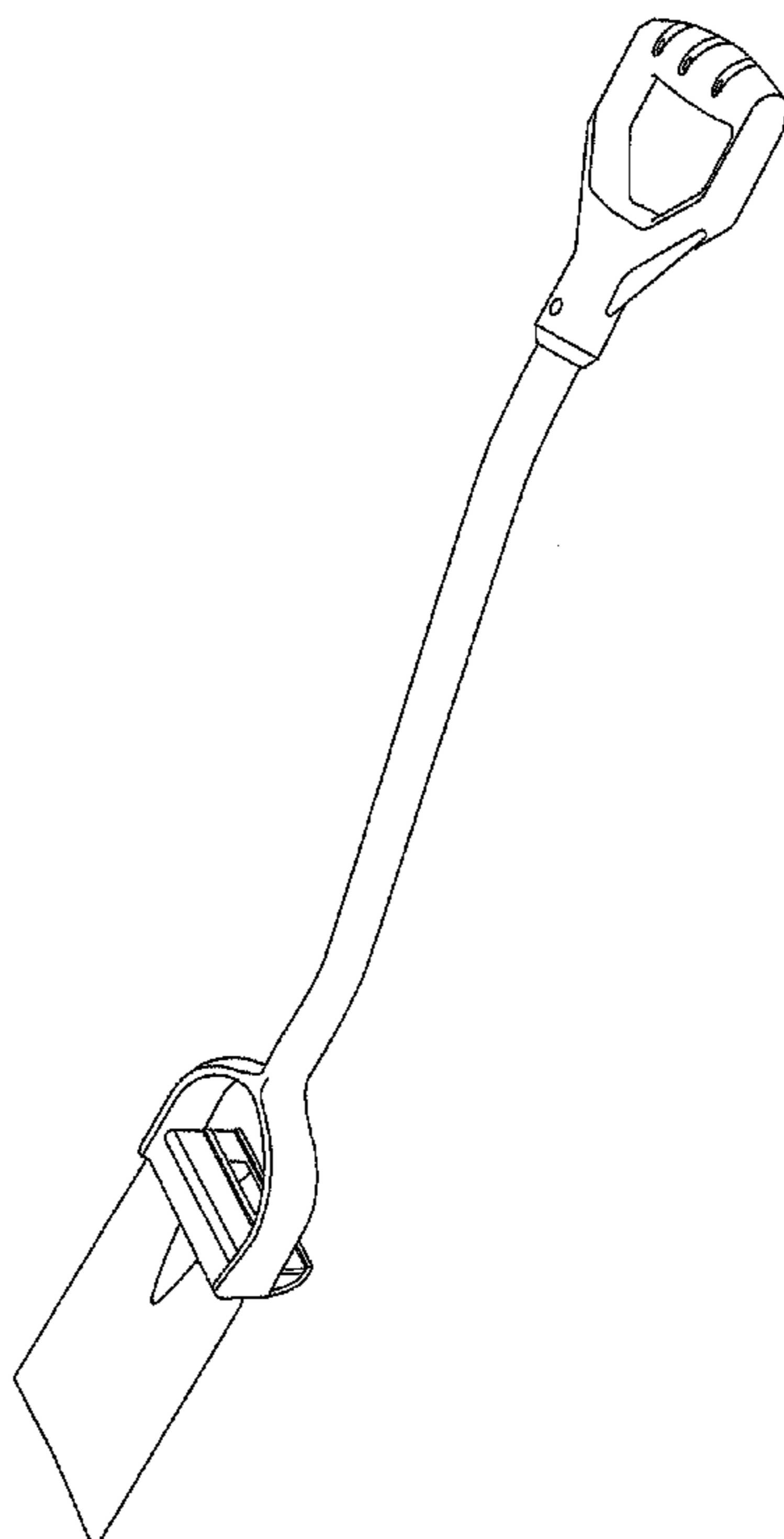
(57) **CLAIM**

The ornamental design for a garden tool, as shown and described.

DESCRIPTION

FIG. 1 is a perspective view of a first embodiment the garden tool showing our new design;
FIG. 2 is another perspective view of the garden tool of FIG. 1;
FIG. 3 is a front elevation view of the garden tool of FIG. 1;
FIG. 4 is a rear elevation view of the garden tool of FIG. 1;
FIG. 5 is a right side elevation view of the garden tool of FIG. 1, the opposing side being a mirror image thereof; and,
FIG. 6 is a bottom plan view of the garden tool of FIG. 1.

1 Claim, 6 Drawing Sheets



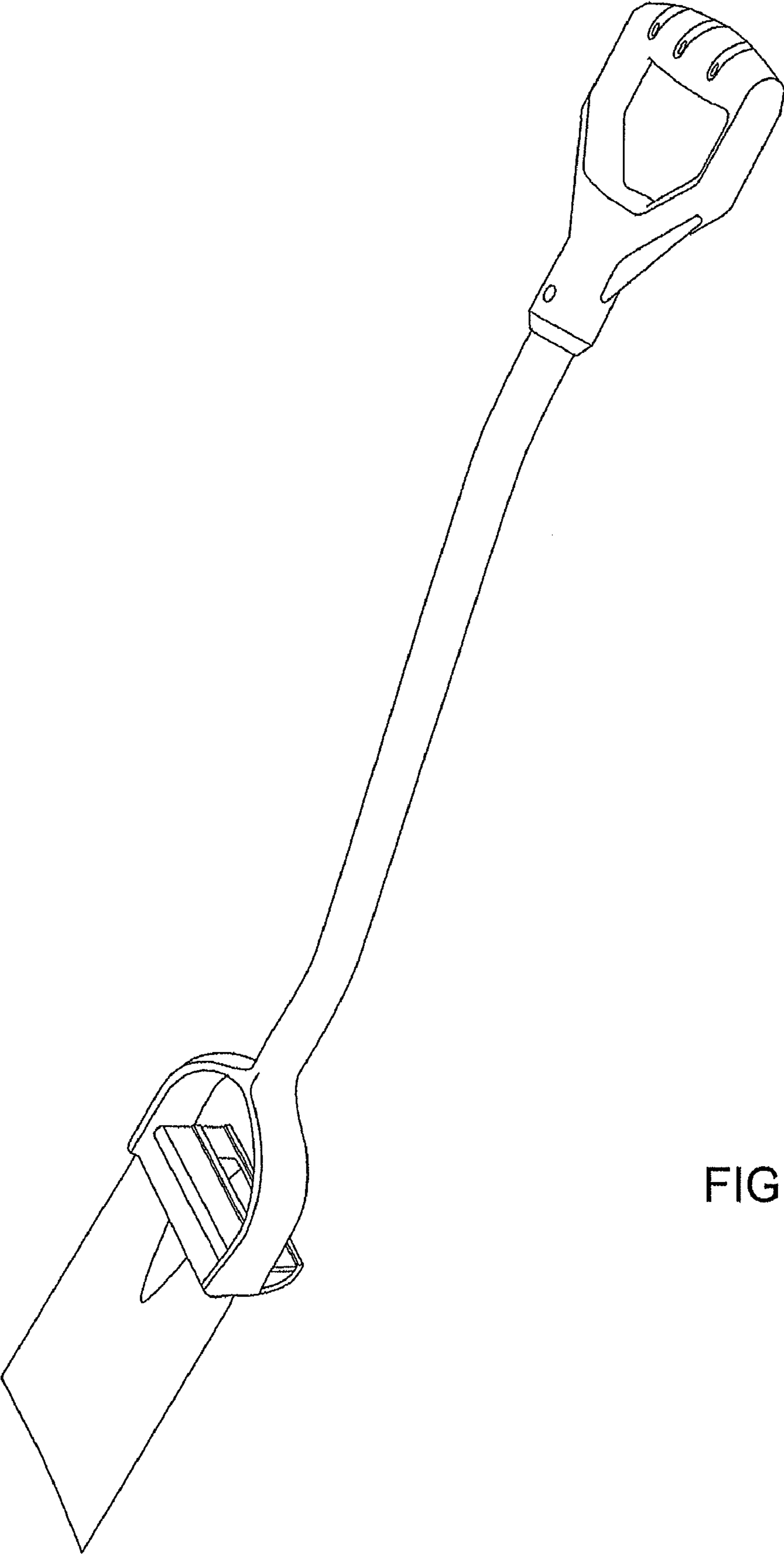


FIG. 1

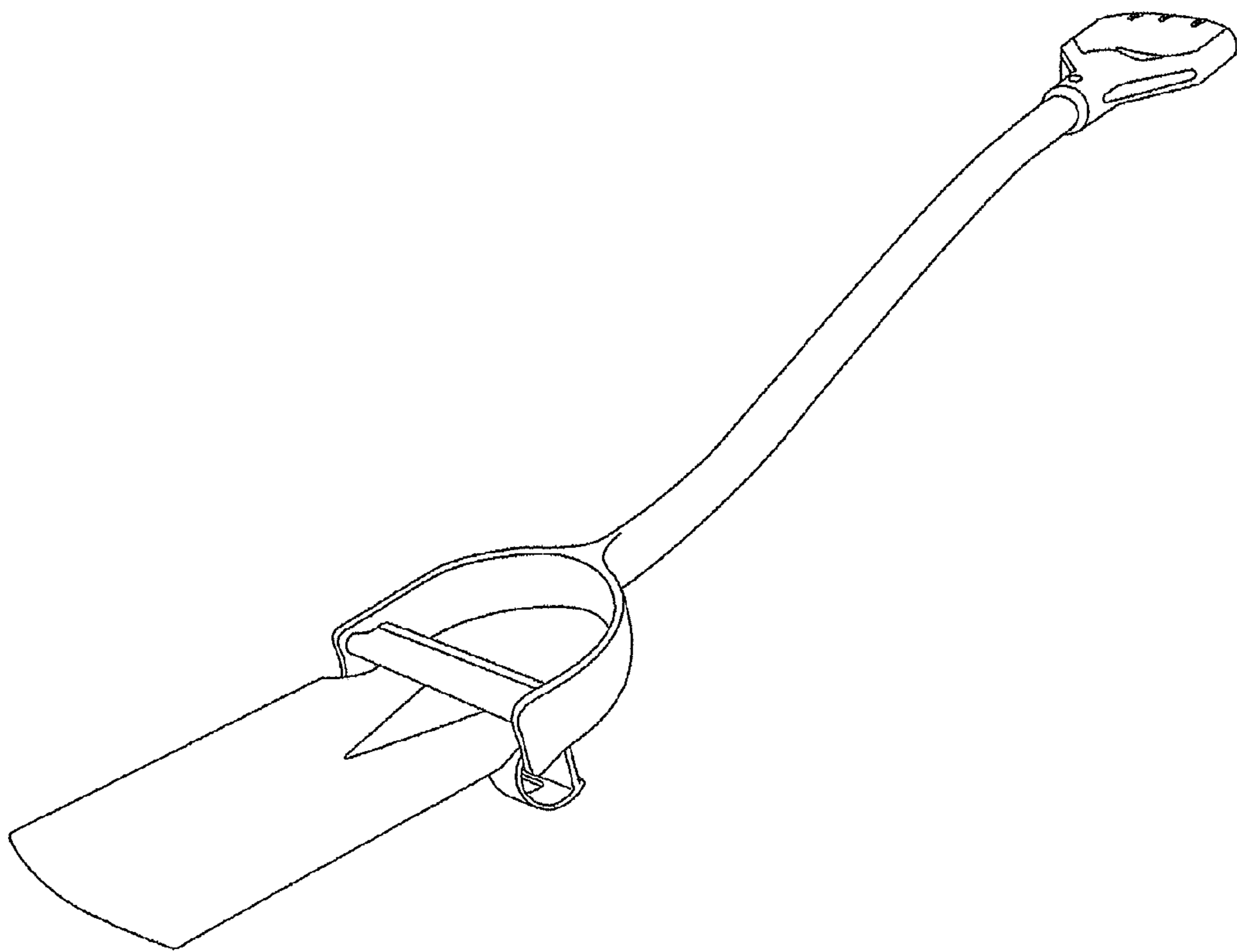


FIG. 2

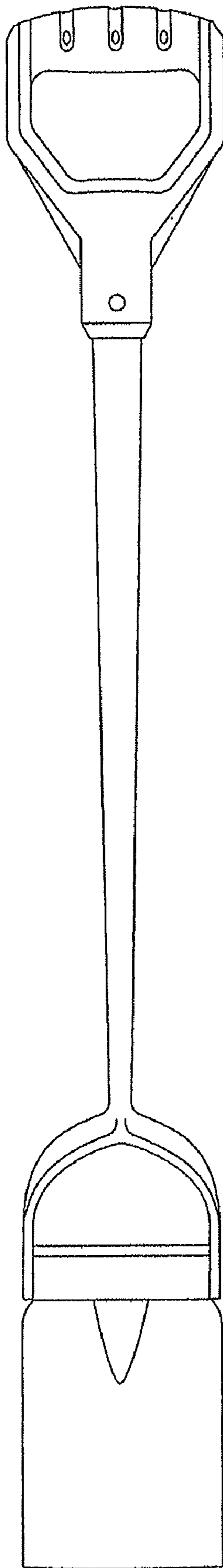


FIG. 3

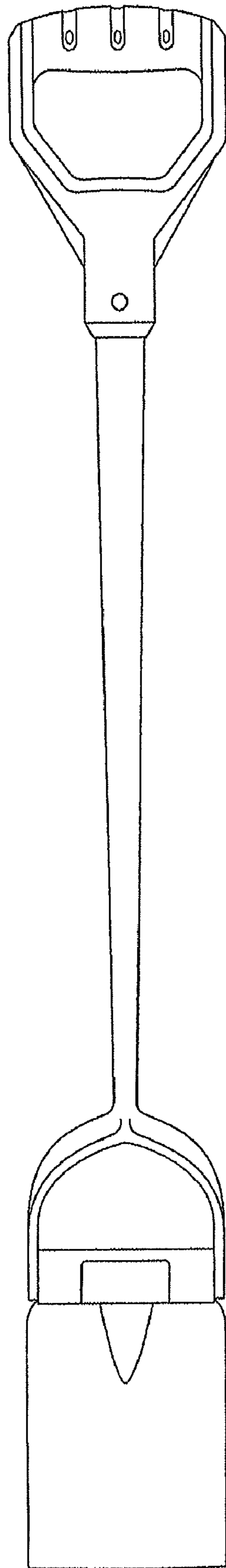


FIG. 4

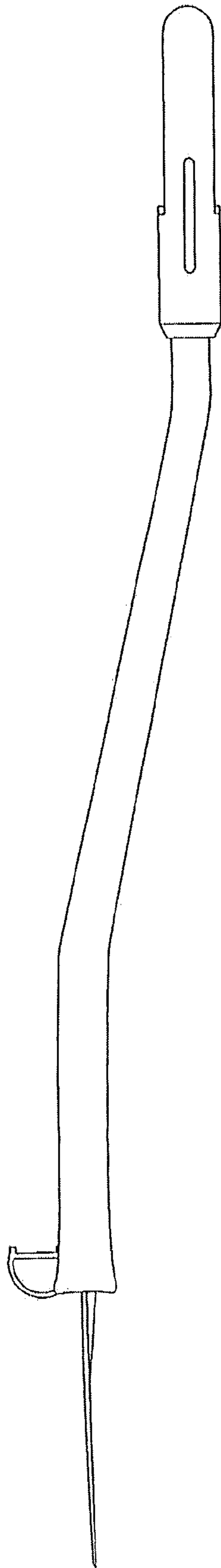


FIG. 5

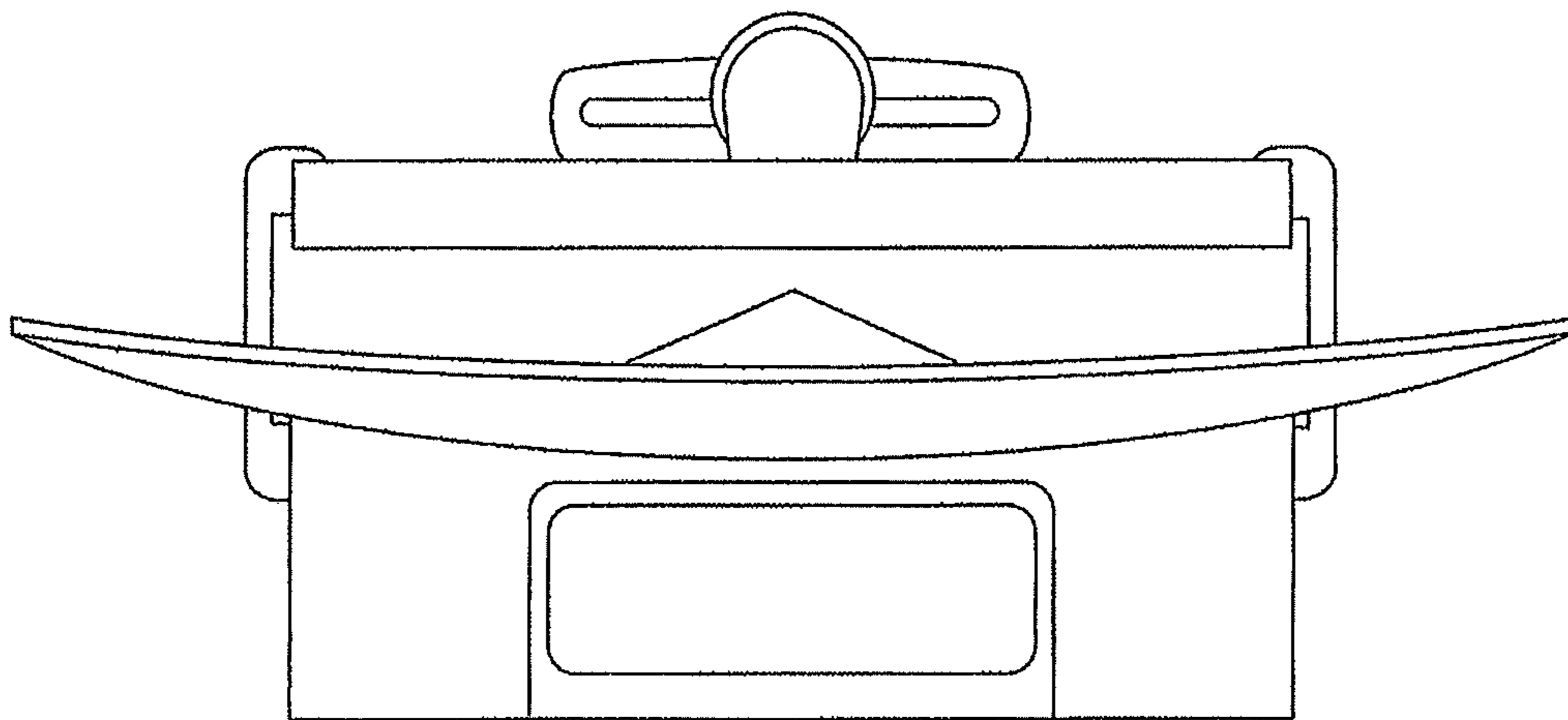


FIG. 6