



US00D613125S

(12) **United States Design Patent**
Sierra et al.

(10) **Patent No.:** **US D613,125 S**
(45) **Date of Patent:** **** Apr. 6, 2010**

(54) **BOWL**

(75) Inventors: **Diana B. Sierra**, North Bergen, NJ
(US); **Jeremy Giese**, Norwalk, CT (US)

(73) Assignee: **Playtex Products, Inc.**, Westport, CT
(US)

(**) Term: **14 Years**

(21) Appl. No.: **29/314,870**

(22) Filed: **May 6, 2009**

(51) **LOC (9) Cl.** **07-01**

(52) **U.S. Cl.** **D7/584; D7/586**

(58) **Field of Classification Search** D7/300,
D7/300.1, 312, 316, 318, 354, 356, 360, 376,
D7/380, 392.1, 394, 396.2, 396.6, 397, 500,
D7/501, 503, 505, 507, 523, 532, 535, 538,
D7/540-555, 557, 558, 560-562, 565, 566,
D7/570-571, 584-588, 601-602, 611, 624.1,
D7/629-630, 642, 669, 682-683, 686, 688,
D7/701; D6/339, 406.1-406.6, 419, 429,
D6/430; D9/340, 414-418, 420, 422-426,
D9/428-433, 456-457, 499, 500, 502, 655-657,
D9/702-703, 737, 749, 755, 761, 769, 772,
D9/901, 902; D11/152, 154, 155, 156; D12/133,
D12/416, 419, 426.1; D14/157, 447, 457;
D19/35; D24/132, 216, 220, 221, 224, 227;
D26/121; D30/123, 129-130; 220/23.83,
220/212, 506, 555, 560, 561, 574-575, 577,
220/657; 206/561, 565; 425/459, 523; 426/106,
426/119, 120, 127

See application file for complete search history.

(56) **References Cited**

U.S. PATENT DOCUMENTS

50,744 A	10/1865	Smith	220/635
100,374 A	3/1870	Carleton	220/632
1,985,558 A	12/1934	Alexander	220/632
2,018,271 A	10/1935	Lewis	220/632

D104,342 S	5/1937	Duncan, et al.	
2,548,035 A	4/1951	May	220/632
D164,407 S *	9/1951	Cowan	D7/565
2,750,769 A	6/1956	Yost, et al.	220/632
3,698,594 A	10/1972	Boehlert	220/63
D227,751 S *	7/1973	Gardner	D9/428
4,767,105 A	8/1988	Caspers	267/140
5,158,193 A	10/1992	Chen	215/100 R
D344,210 S *	2/1994	Cousins et al.	D7/538
D344,211 S *	2/1994	Froger	D7/565
D347,969 S *	6/1994	Cousins et al.	D7/548
D353,518 S	12/1994	Cautereels et al.	D7/560
5,419,454 A	5/1995	Stowell et al.	220/574
5,423,452 A	6/1995	Tardif	220/574

(Continued)

Primary Examiner—Jeffrey D Asch
Assistant Examiner—Bridget L Eland
(74) *Attorney, Agent, or Firm*—Ohlandt, Greeley, Ruggiero
& Perle, L.L.P.

(57) **CLAIM**

The ornamental design for a bowl, as shown and described.

DESCRIPTION

FIG. 1 is a top perspective view of a bowl of the present disclosure;

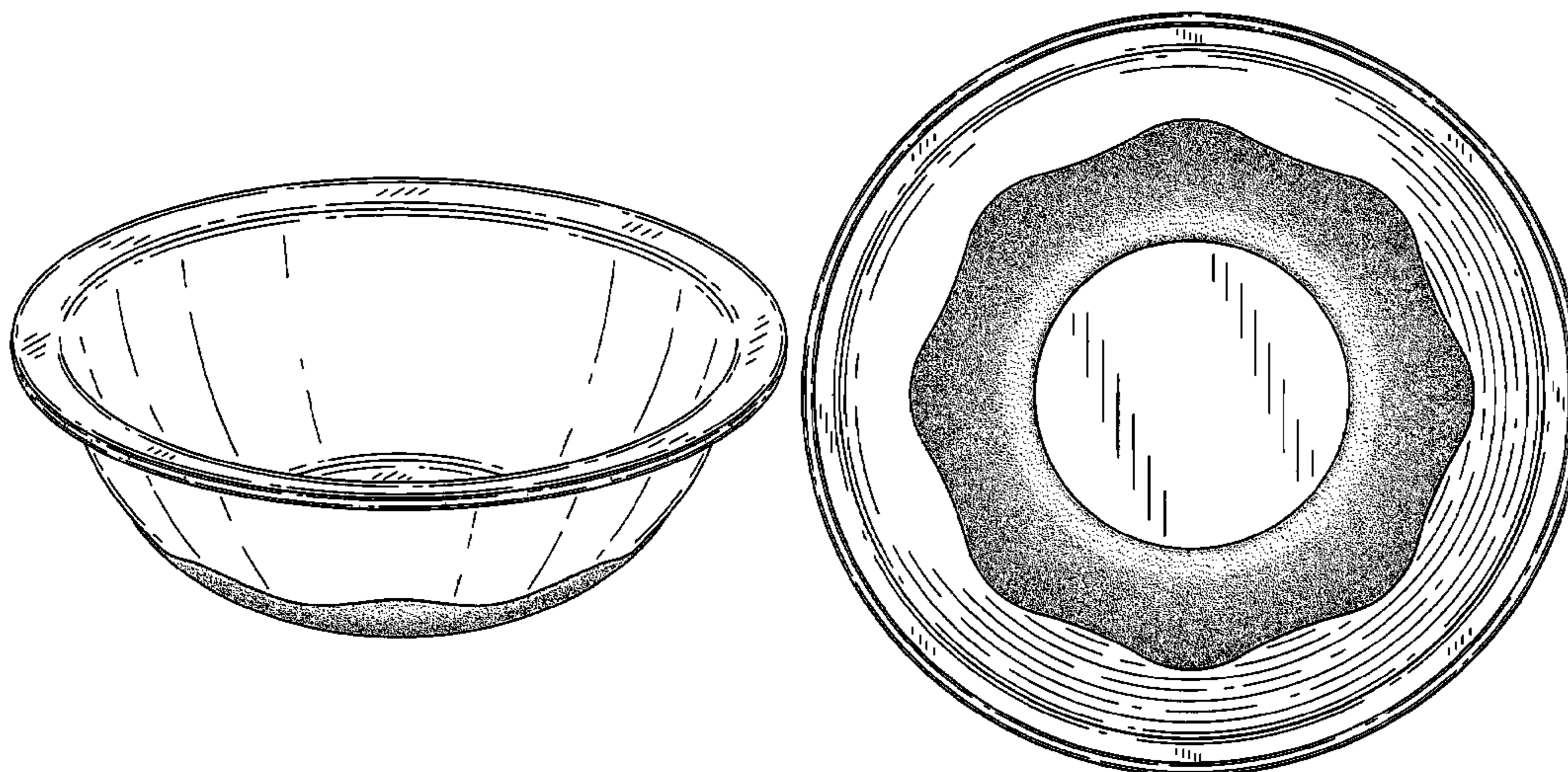
FIG. 2 is a bottom perspective view of the bowl of FIG. 1;

FIG. 3 is a side view of the bowl of FIG. 1;

FIG. 4 is a top view of the bowl of FIG. 1; and,

FIG. 5 is a bottom view of the bowl of FIG. 1.

1 Claim, 5 Drawing Sheets



US D613,125 S

Page 2

U.S. PATENT DOCUMENTS

5,485,937	A	1/1996	Tseng	220/571	7,150,919	B2	12/2006	Ajbani et al.	428/492
D383,646	S	9/1997	Jeppesen et al.	D7/584	D539,098	S *	3/2007	Tucker et al.	D7/629
D394,188	S *	5/1998	Reynaert et al.	D7/584	7,264,838	B2	9/2007	Plank et al.	426/549
D398,485	S *	9/1998	Landauer et al.	D7/629	D555,982	S *	11/2007	Tucker et al.	D7/629
5,979,361	A	11/1999	Willinger	119/61	D564,710	S	3/2008	Modi et al.	D30/129
D461,686	S *	8/2002	Ping Liu	D7/584	D564,711	S	3/2008	Modi et al.	D30/129
6,516,747	B1	2/2003	Willinger	119/61	D565,253	S	3/2008	Modi et al.	D30/129
D478,780	S *	8/2003	Lugo et al.	D7/584	D566,483	S *	4/2008	Tucker et al.	D7/629
RE39,391	E	11/2006	Jerstroem et al.	220/574.3	2006/0201952	A1	9/2006	Hakim	220/574
						2009/0194544	A1 *	8/2009	Vovan	220/575

* cited by examiner

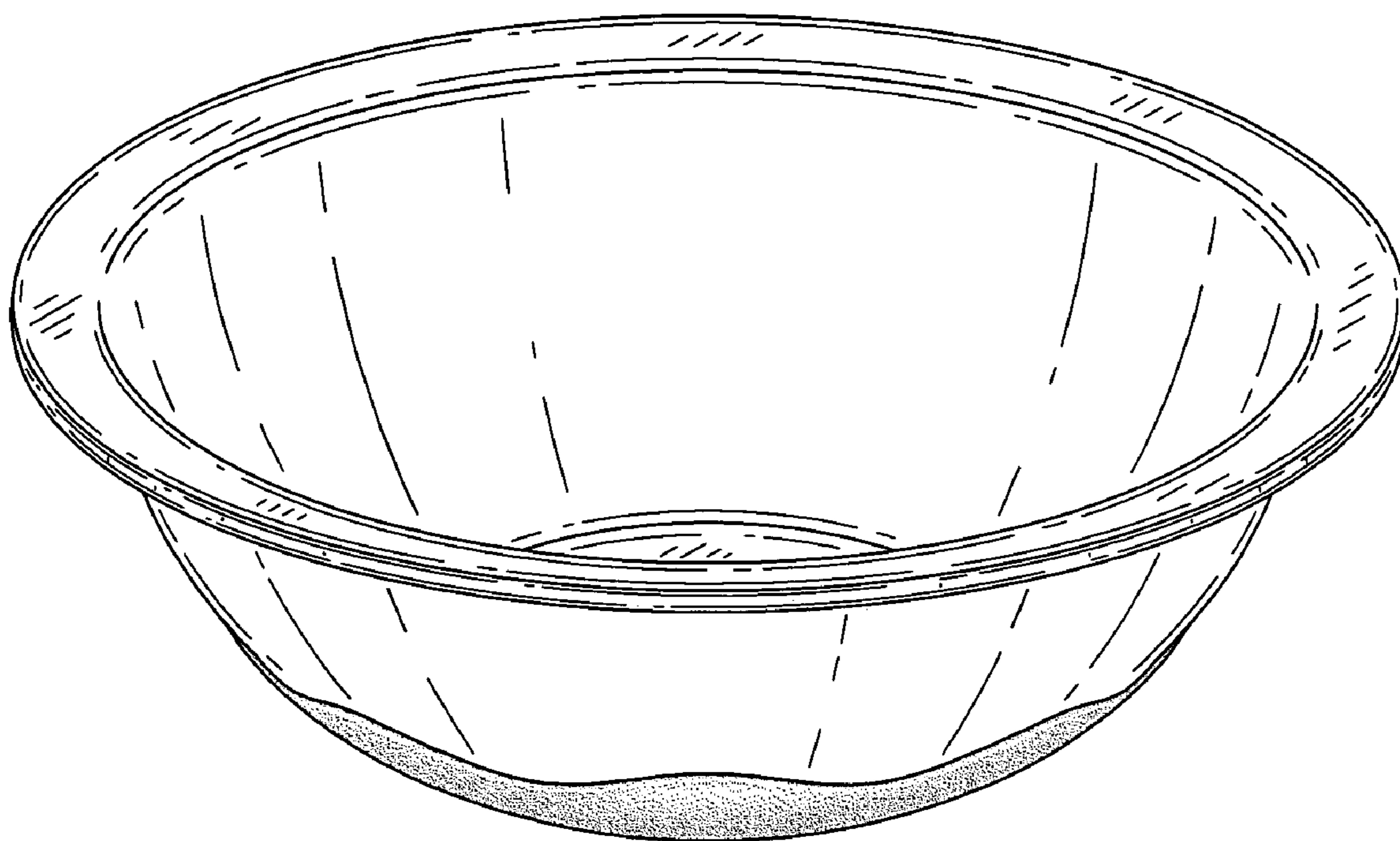


FIG. 1

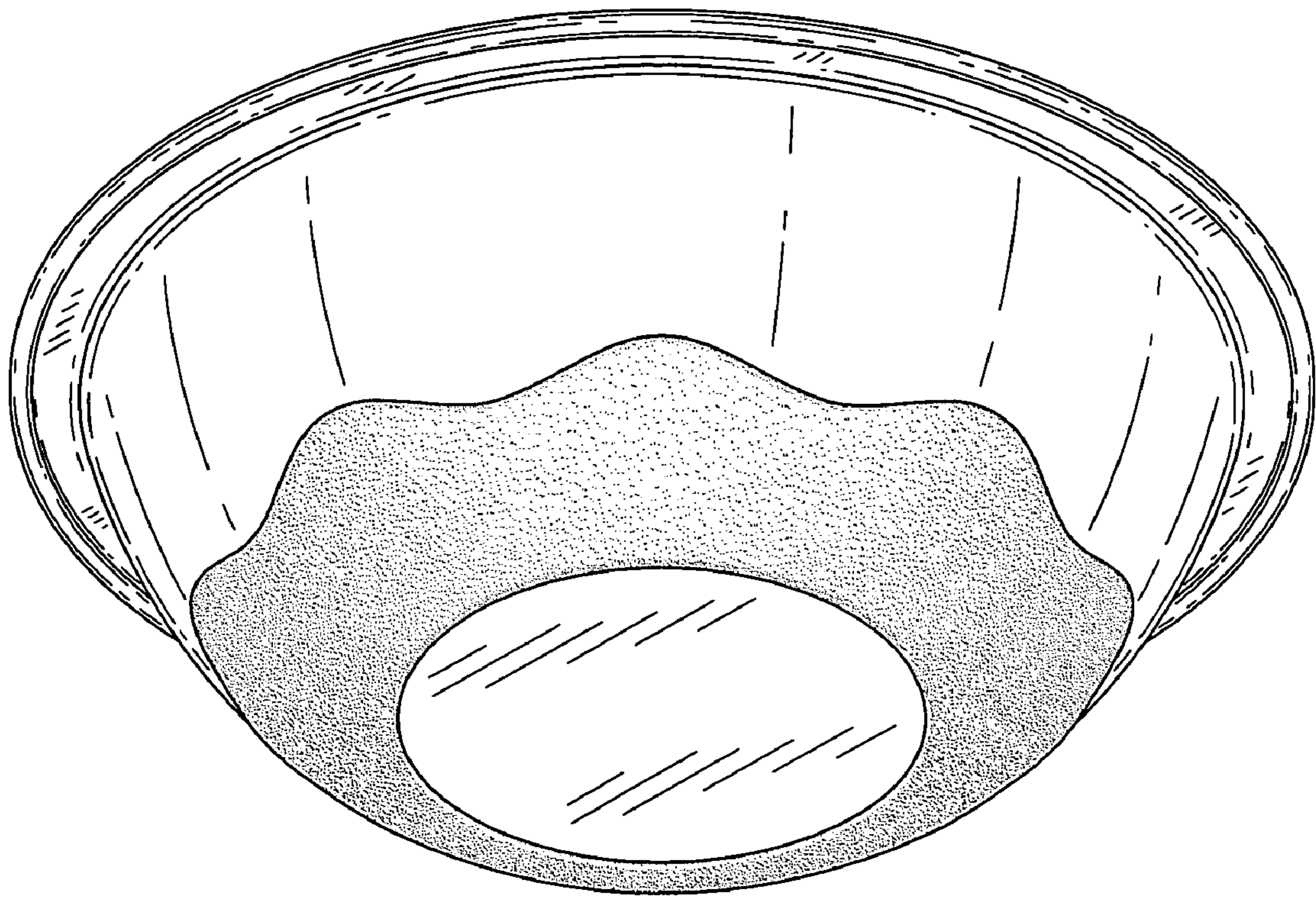


FIG. 2

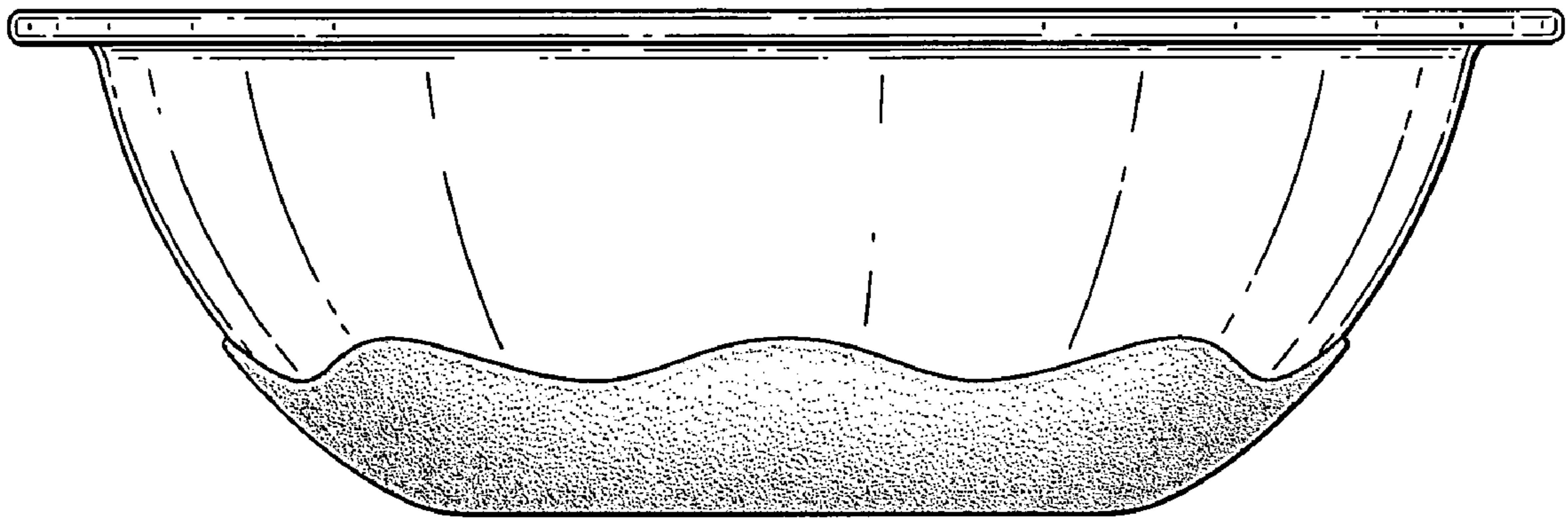


FIG. 3

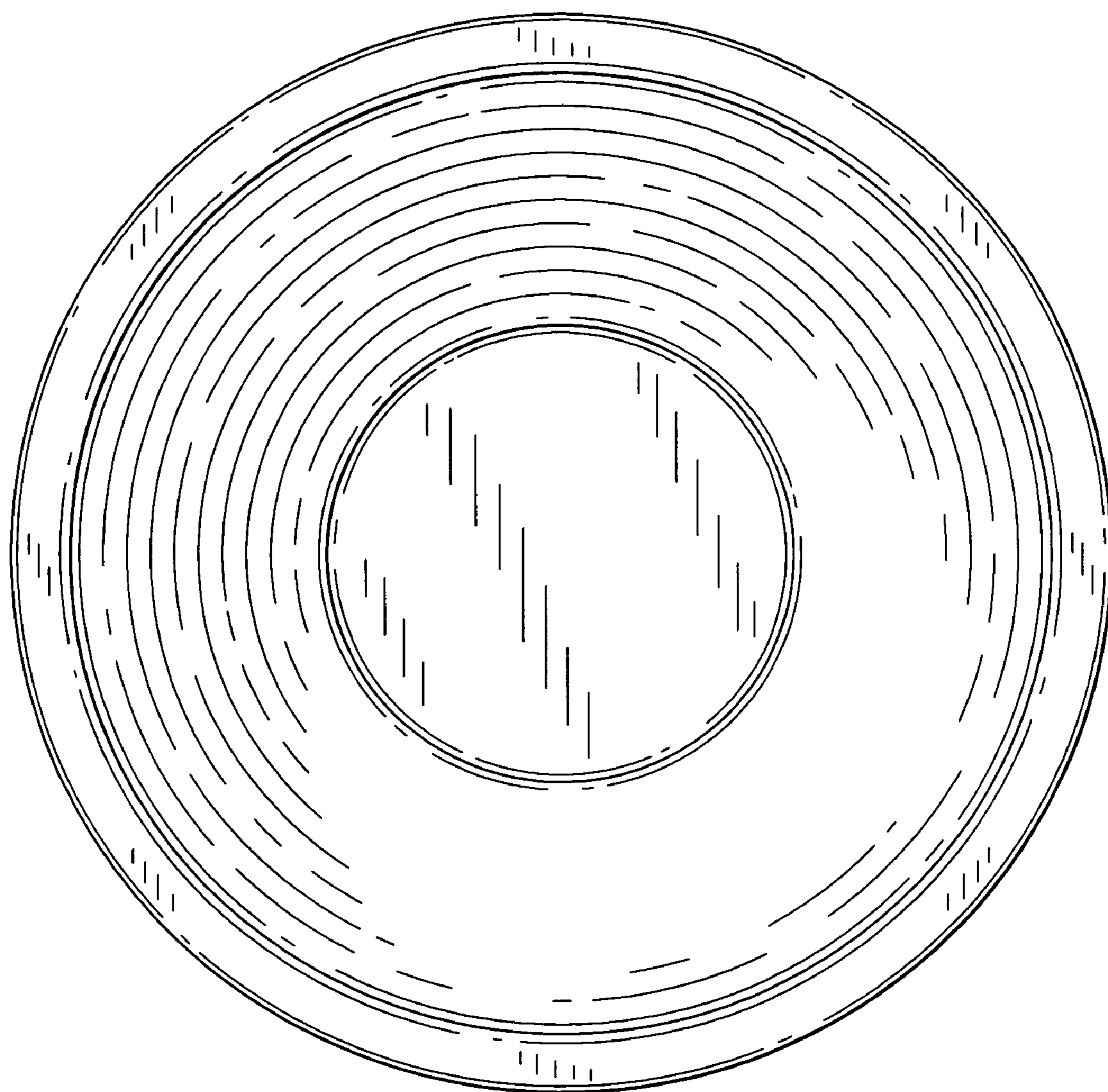


FIG. 4

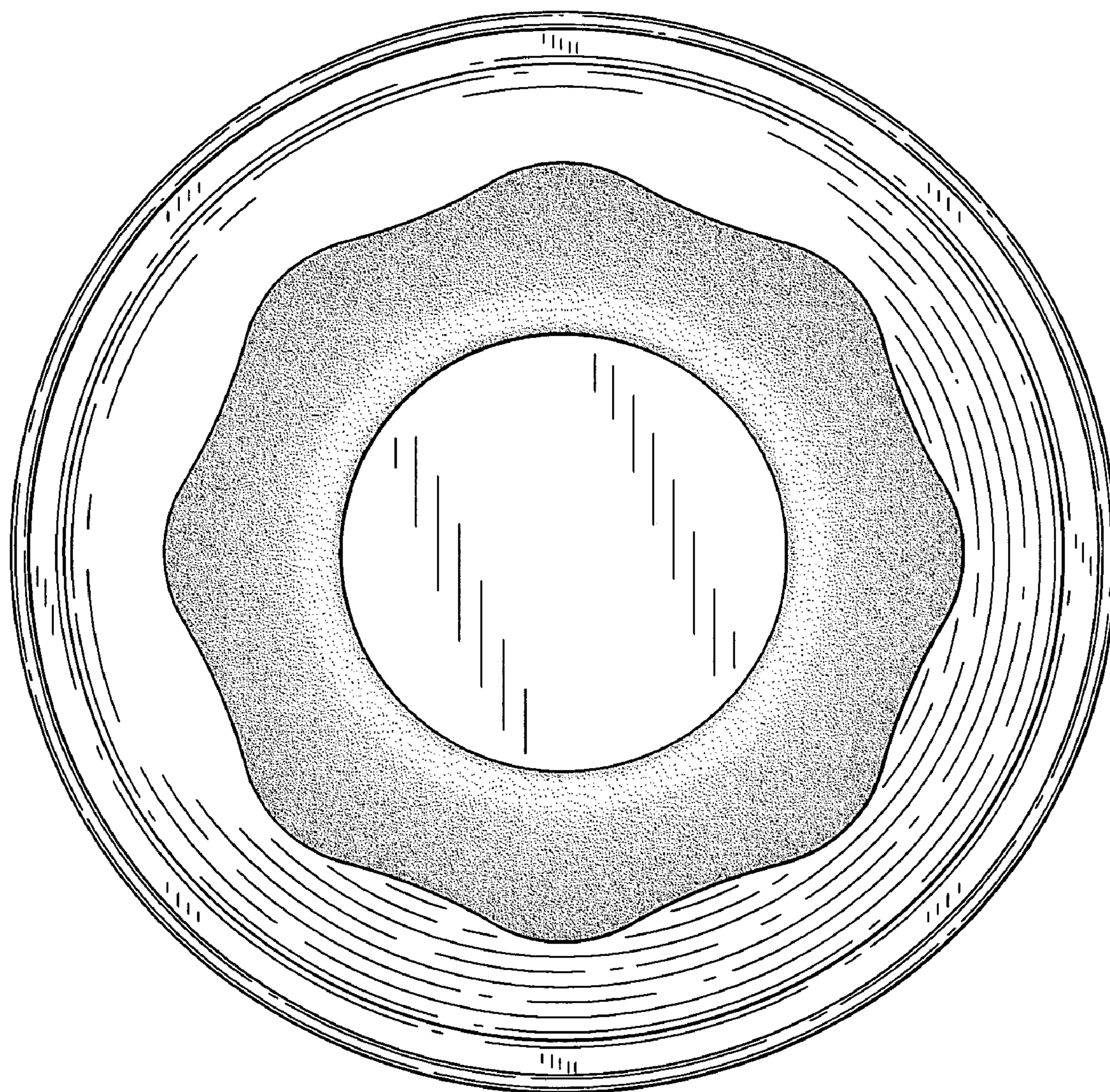


FIG. 5