



US00D613122S

(12) **United States Design Patent**
Curtin

(10) **Patent No.:** **US D613,122 S**
(45) **Date of Patent:** **** Apr. 6, 2010**

- (54) **VEGETABLE KEEPER**
- (75) Inventor: **Heather Curtin**, Duarte, CA (US)
- (73) Assignee: **Progressive International Corporation**,
Kent, WA (US)
- (**) Term: **14 Years**
- (21) Appl. No.: **29/346,150**
- (22) Filed: **Oct. 27, 2009**

6,367,409	B1 *	4/2002	Broom	118/13
D503,313	S *	3/2005	Shamoon	D7/667
D550,515	S *	9/2007	Chiang et al.	D7/629
D584,112	S *	1/2009	Ehrenhaus et al.	D7/667
D595,997	S *	7/2009	Lee	D7/667
D598,740	S *	8/2009	Auer et al.	D9/424

* cited by examiner

Primary Examiner—Robert M Spear
Assistant Examiner—Cynthia Underwood
(74) *Attorney, Agent, or Firm*—Black Lowe & Graham,
PLLC

Related U.S. Application Data

- (63) Continuation of application No. 11/848,611, filed on
Aug. 31, 2007.

- (51) **LOC (9) Cl.** **07-01**
- (52) **U.S. Cl.** **D7/538; D7/667; D7/629**
- (58) **Field of Classification Search** **D7/538,**
D7/541, 566, 554.3, 553.1, 553.5, 586, 500,
D7/601, 602, 629, 667; D9/425, 429, 432;
220/676, 575; 229/406
See application file for complete search history.

(56) **References Cited**

U.S. PATENT DOCUMENTS

D238,148	S *	12/1975	Dilot	D7/629
D259,535	S *	6/1981	Daenen	D7/667
D346,725	S *	5/1994	Kolada	D7/667
D389,012	S *	1/1998	Miller	D7/391
D390,109	S *	2/1998	Tucker et al.	D9/425
D424,381	S *	5/2000	Terenzio	D7/667
D433,884	S *	11/2000	Fujimoto	D7/667

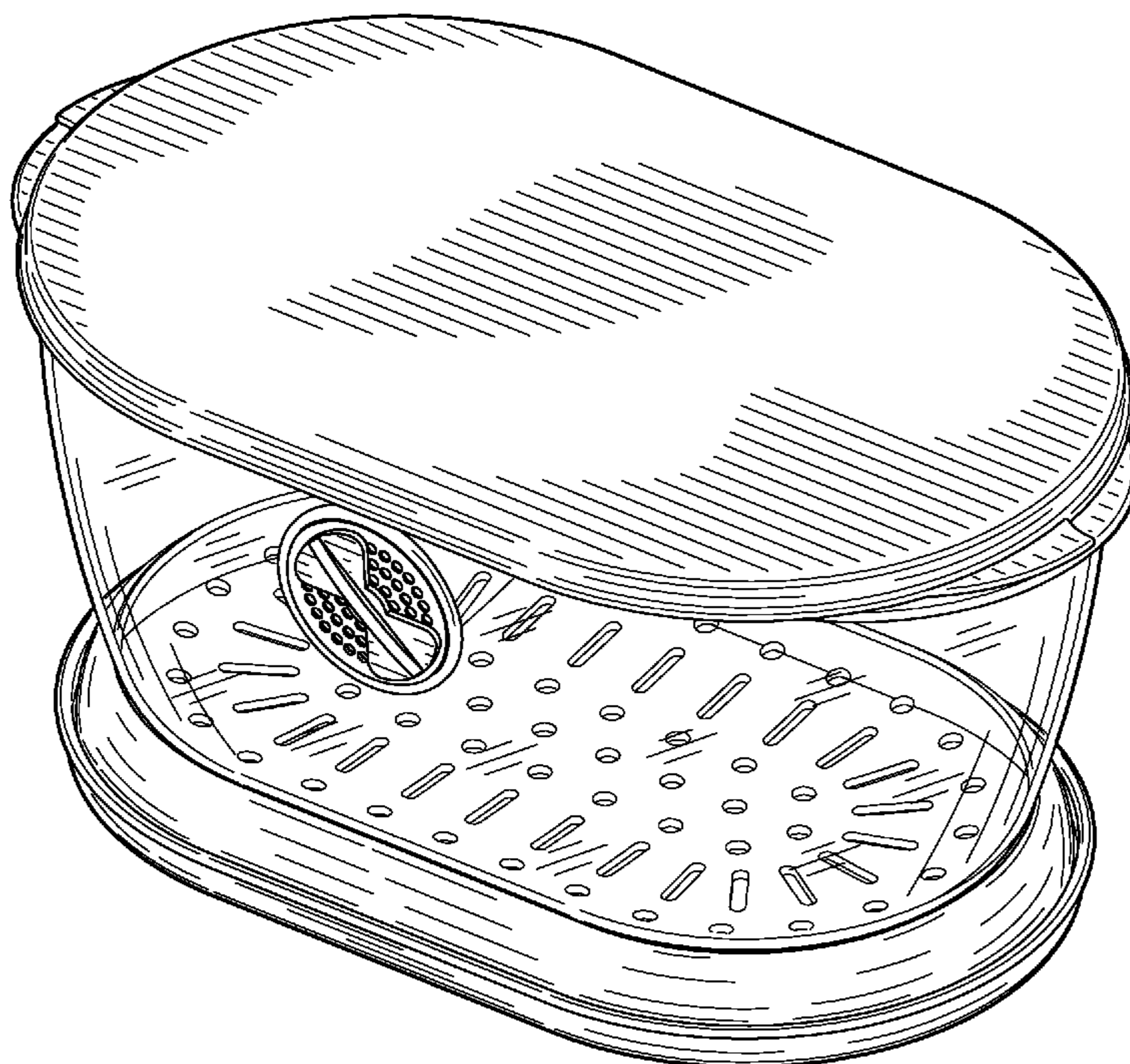
(57) **CLAIM**

I claim the ornamental design for the vegetable keeper, as shown and described.

DESCRIPTION

FIG. 1 is a perspective view of the vegetable keeper;
FIG. 2 is a front view of the vegetable keeper;
FIG. 3 is a top view of the vegetable keeper;
FIG. 4 is a left side view of the vegetable keeper;
FIG. 5 is a right side view of the vegetable keeper;
FIG. 6 is a back view of the vegetable keeper;
FIG. 7 is a bottom view of the vegetable keeper; and,
FIG. 8 is a perspective view of the vegetable keeper, showing
in phantom a possible environment in which a vertical divider
is included. The divider shown in phantom forms no part of
the claimed invention.

1 Claim, 5 Drawing Sheets






FIG.1




FIG. 2

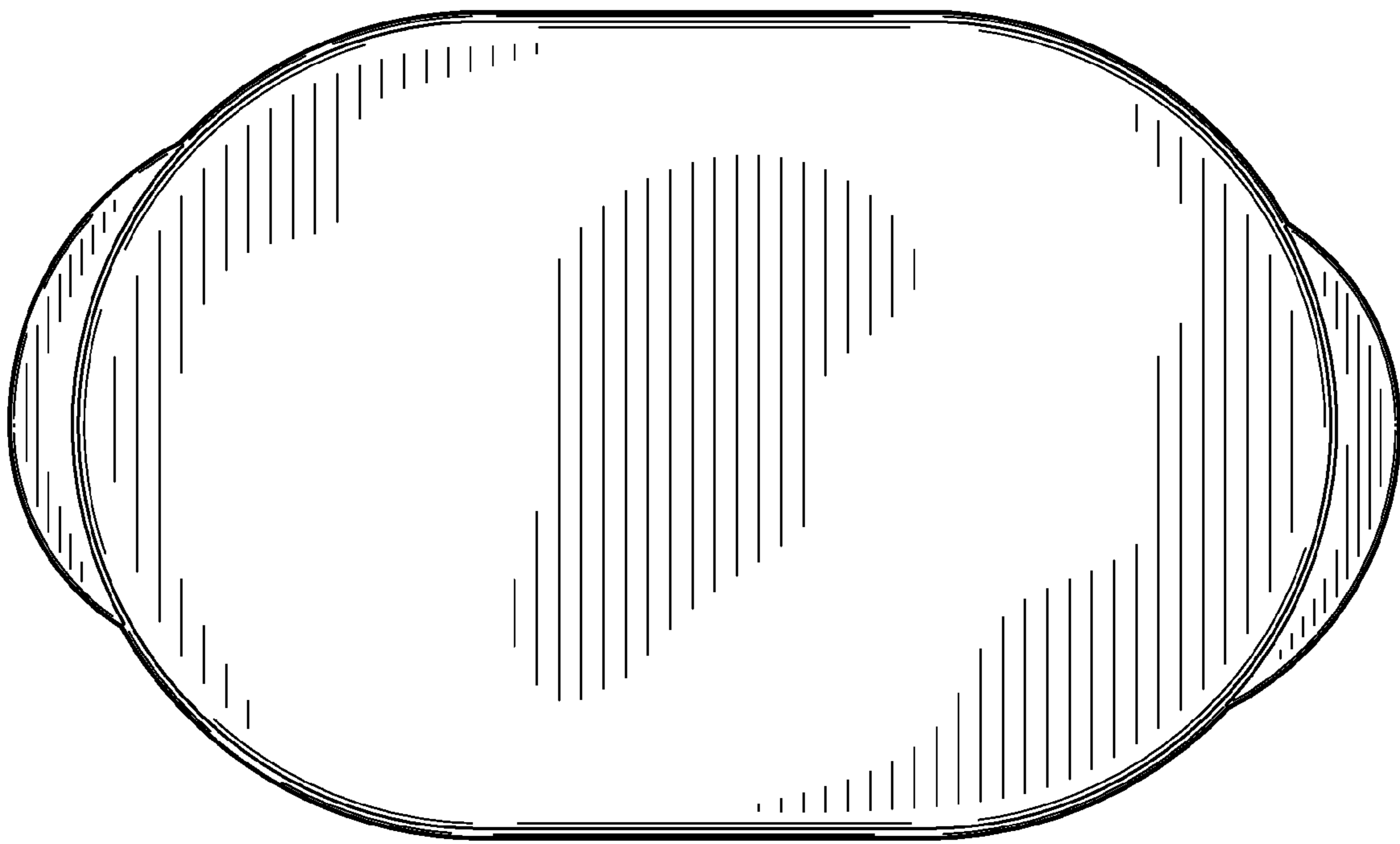


FIG. 3




FIG. 4

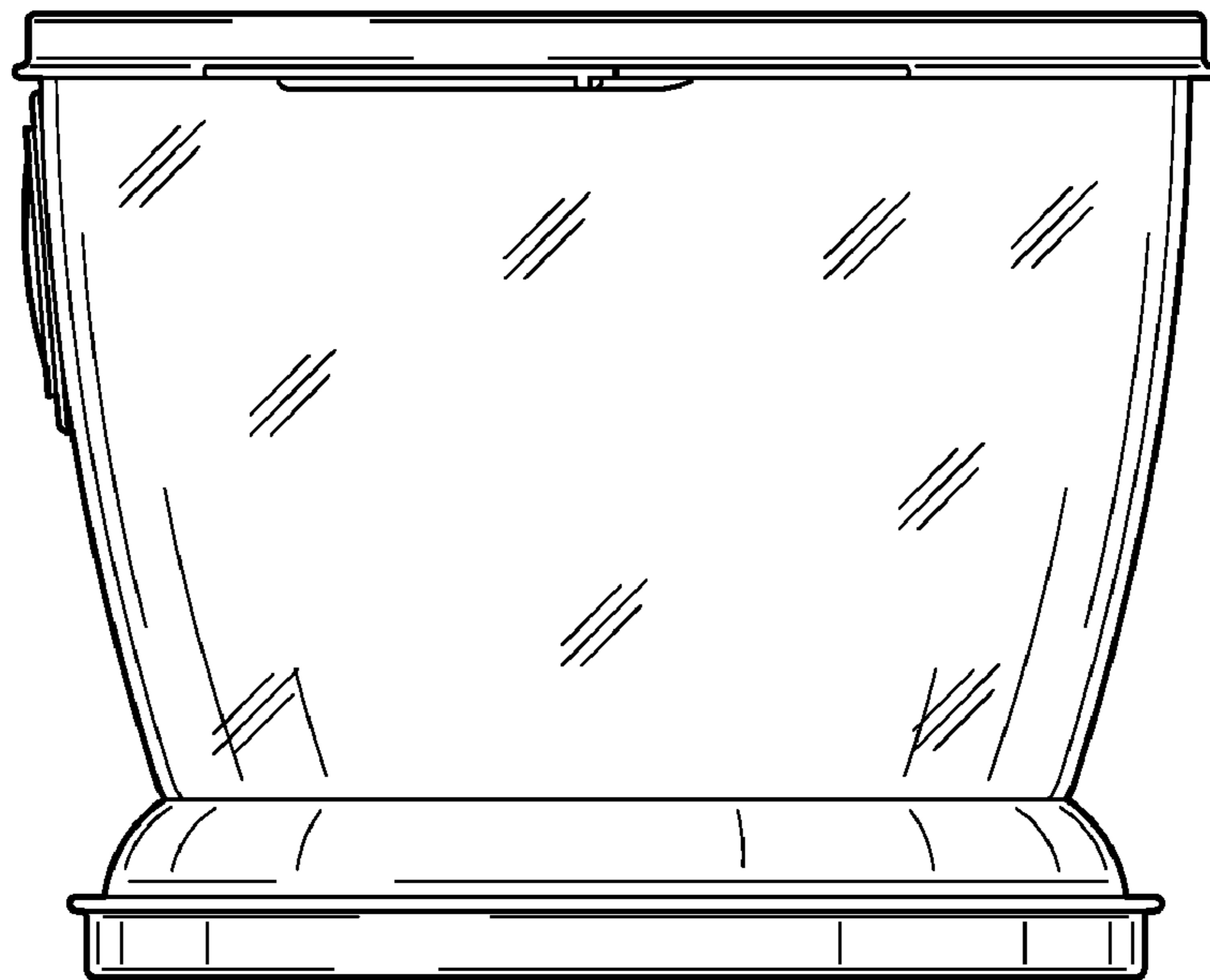


FIG. 5

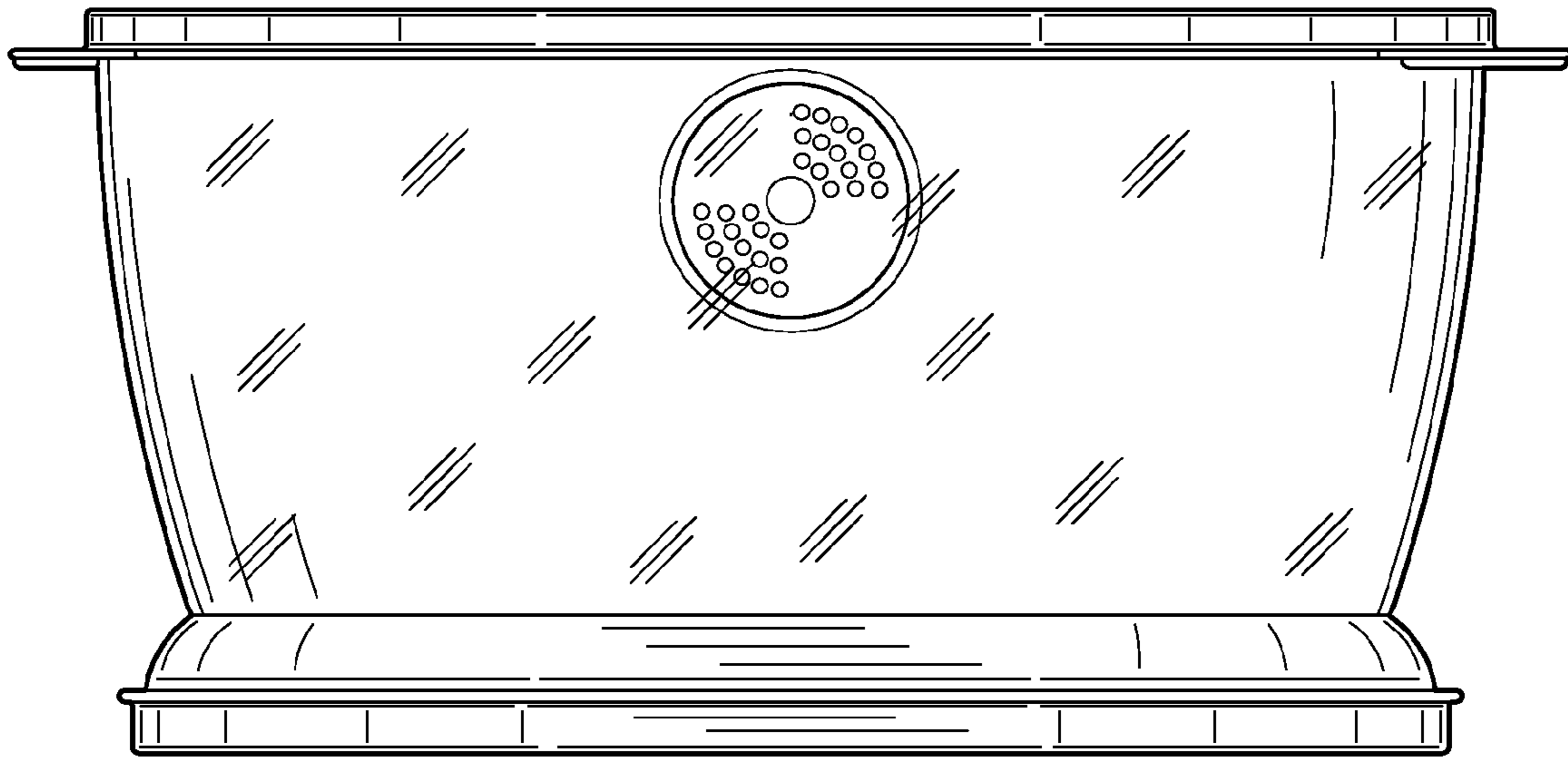


FIG. 6

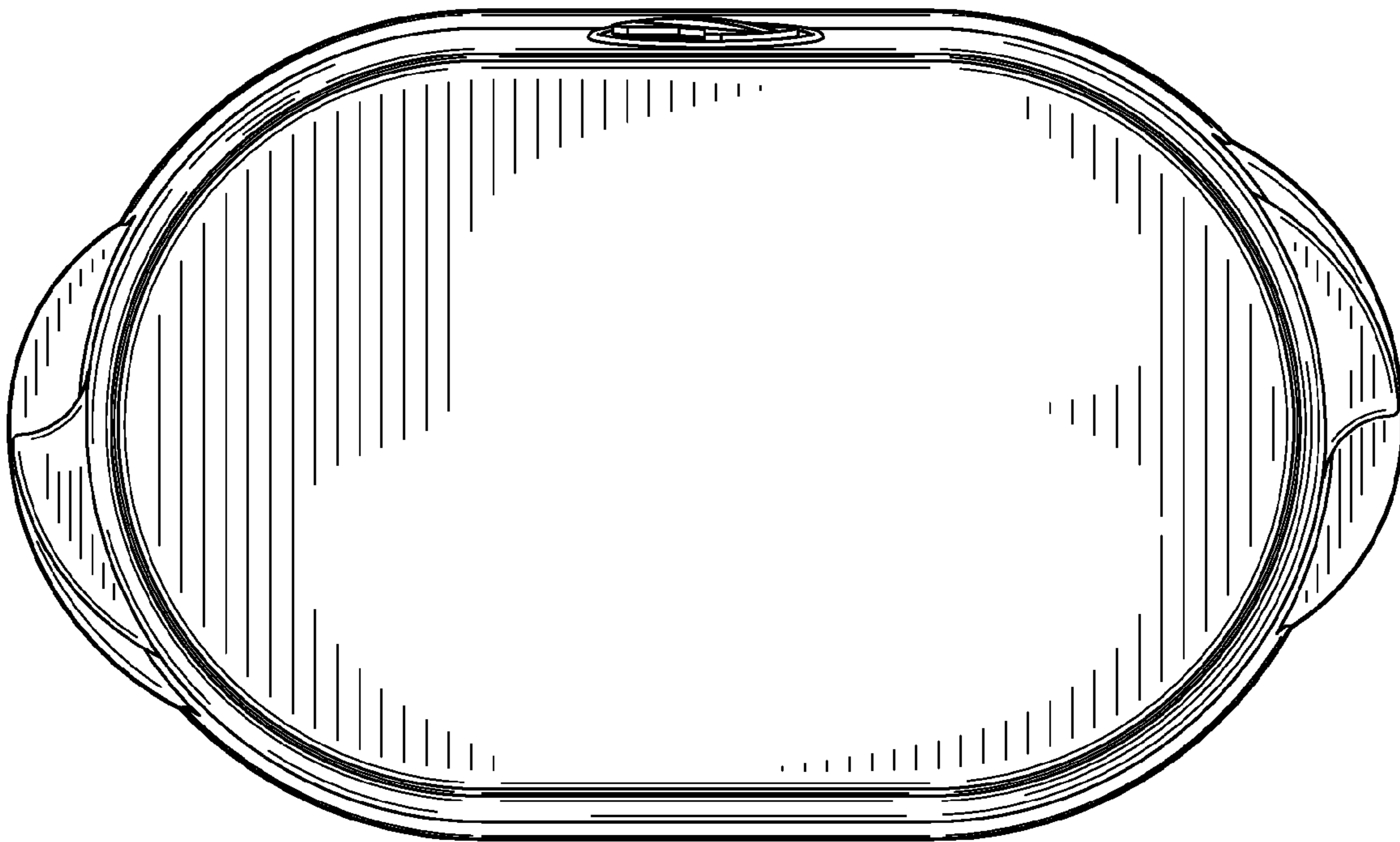


FIG. 7

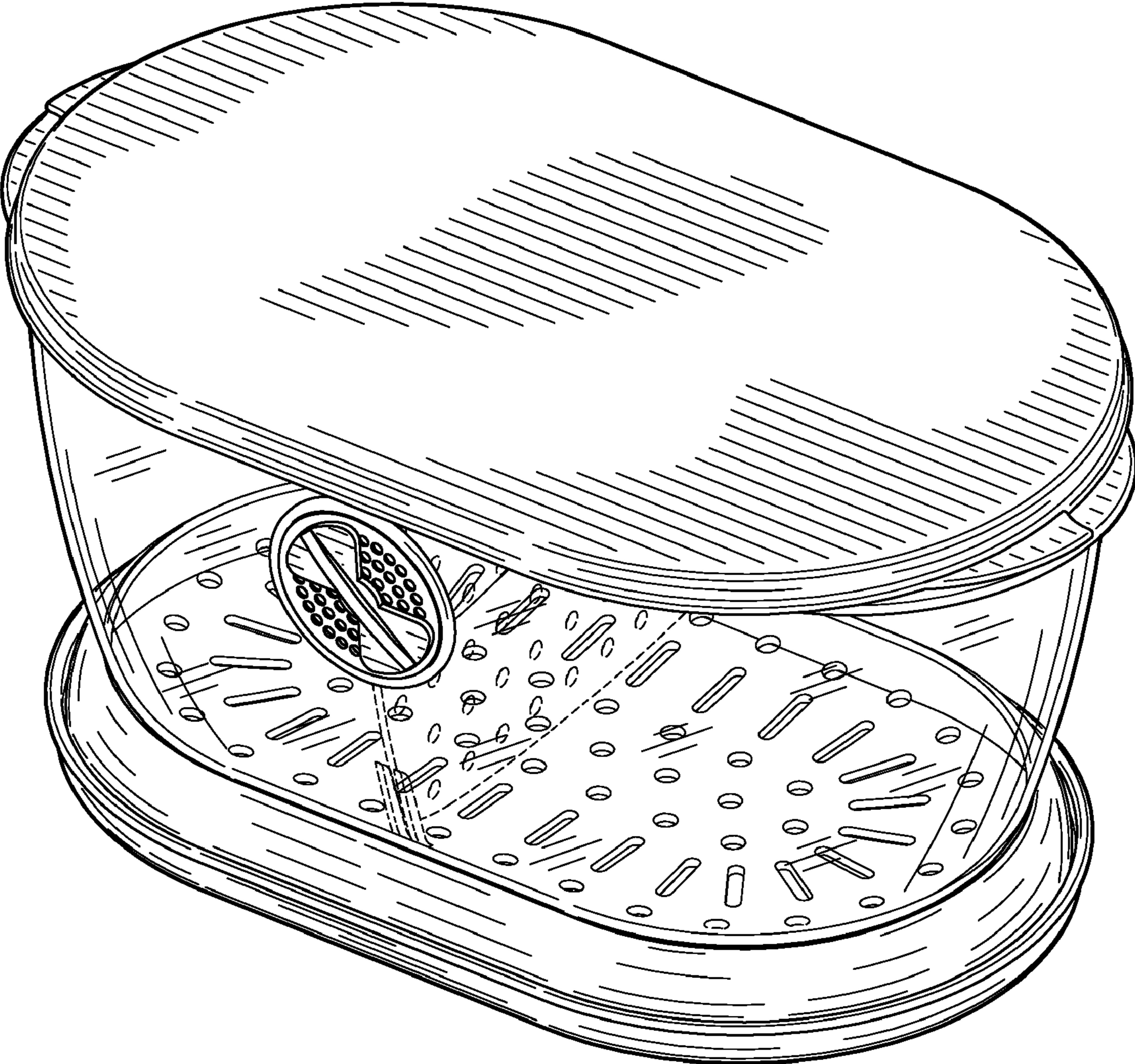


FIG.8