



US00D613121S

(12) **United States Design Patent**
Luft

(10) **Patent No.:** **US D613,121 S**
(45) **Date of Patent:** **** Apr. 6, 2010**

(54) **MUG**

(75) Inventor: **Andrea Luft**, München (DE)

(73) Assignee: **Villeroy & Boch AG**, Mettlach (DE)

(**) Term: **14 Years**

(21) Appl. No.: **29/310,211**

(22) Filed: **Jul. 31, 2008**

(30) **Foreign Application Priority Data**

Feb. 4, 2008 (EM) 000 875 950

(51) **LOC (9) Cl.** **07-01**

(52) **U.S. Cl.** **D7/533**

(58) **Field of Classification Search** D7/500–504,
D7/538–588, 509, 533, 535; D9/424–429,
D9/761, 500; 220/904, 23.83, 574, 212,
220/657, 659, 755, 771, 571, 641; D3/307,
D3/310–315; 211/128.1, 78

See application file for complete search history.

(56) **References Cited**

U.S. PATENT DOCUMENTS

2,178,274 A * 10/1939 Ratner 220/574
D154,730 S * 8/1949 Zabel et al. D3/314
D171,372 S * 2/1954 Barnheart D7/542
D176,824 S * 1/1956 Sacia D7/555
D184,761 S * 3/1959 Ostrowski et al. D7/584
D212,110 S * 8/1968 Ketcham D7/533
D225,076 S * 11/1972 Persson D7/533
D225,886 S * 1/1973 Dolby et al. D7/586
D248,076 S * 6/1978 Christian D7/545

D347,547 S * 6/1994 Heinrich D7/533
D427,489 S * 7/2000 Henry D7/536
D476,853 S * 7/2003 Jalet et al. D7/584
D480,603 S * 10/2003 Joss et al. D7/535
D487,501 S * 3/2004 Ruxchaivan D23/293.1
D499,609 S * 12/2004 Bodum D7/536
D507,153 S * 7/2005 Trombly D7/536
D512,876 S * 12/2005 Stilz et al. D7/587
D561,537 S * 2/2008 Schosser D7/536
D562,633 S * 2/2008 Luft D7/533
D575,589 S * 8/2008 Fadda D7/584
D596,463 S * 7/2009 Poindexter et al. D7/533
D598,713 S * 8/2009 Luft D7/533
2008/0223861 A1 * 9/2008 Agresta et al. 220/574

* cited by examiner

Primary Examiner—Charles A Rademaker

Assistant Examiner—Charles D Hanson

(74) *Attorney, Agent, or Firm*—Friedrich Kueffner

(57) **CLAIM**

The ornamental design for a mug, as shown and described.

DESCRIPTION

FIG. 1 is a front view thereof of a mug showing my new design;

FIG. 2 is a back view thereof;

FIG. 3 is a side view thereof;


FIG. 4 is a another side view thereof;

FIG. 5 is a perspective view thereof;

FIG. 6 is a top view thereof; and,

FIG. 7 is a bottom view thereof.

1 Claim, 1 Drawing Sheet



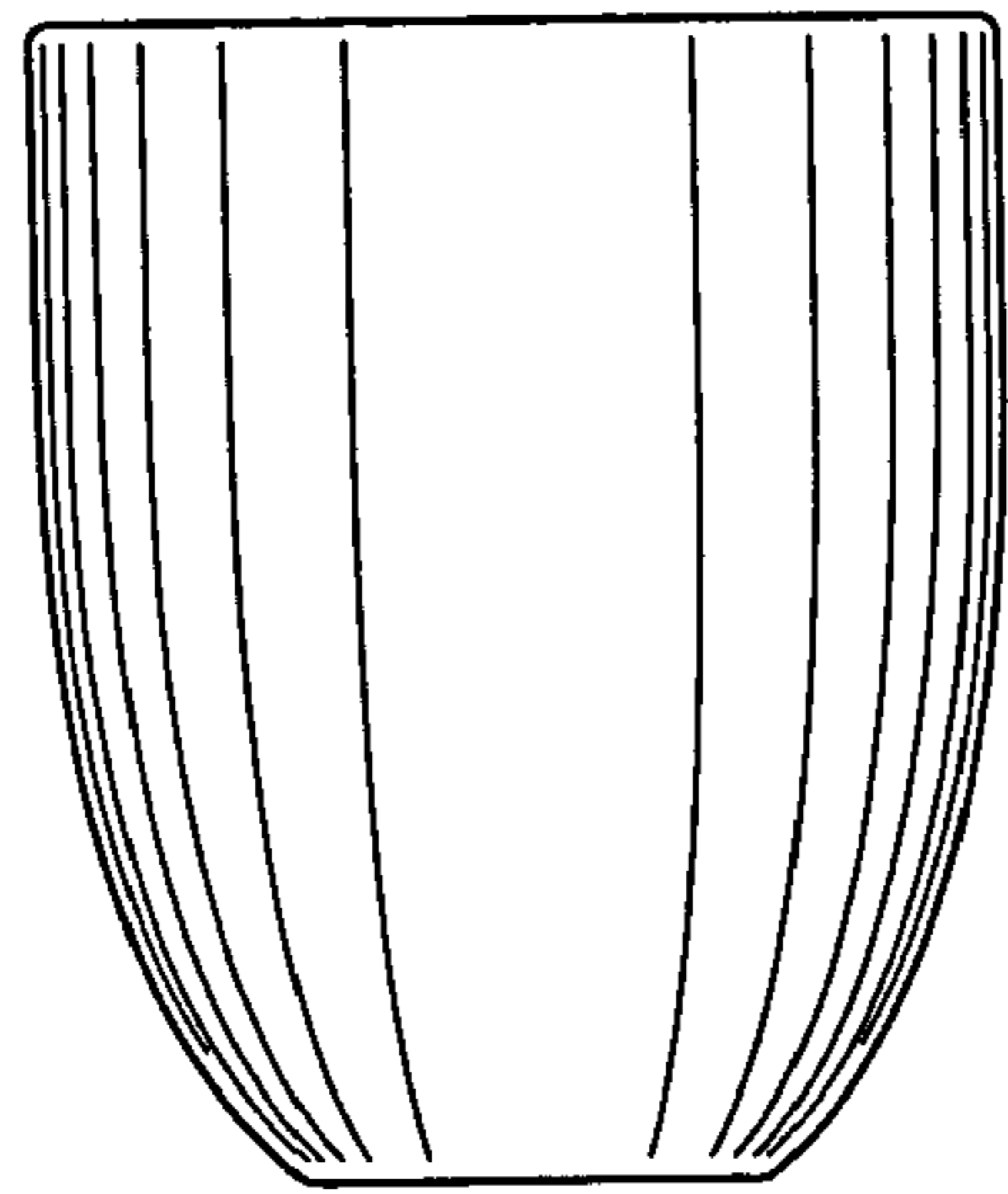


FIG. 1

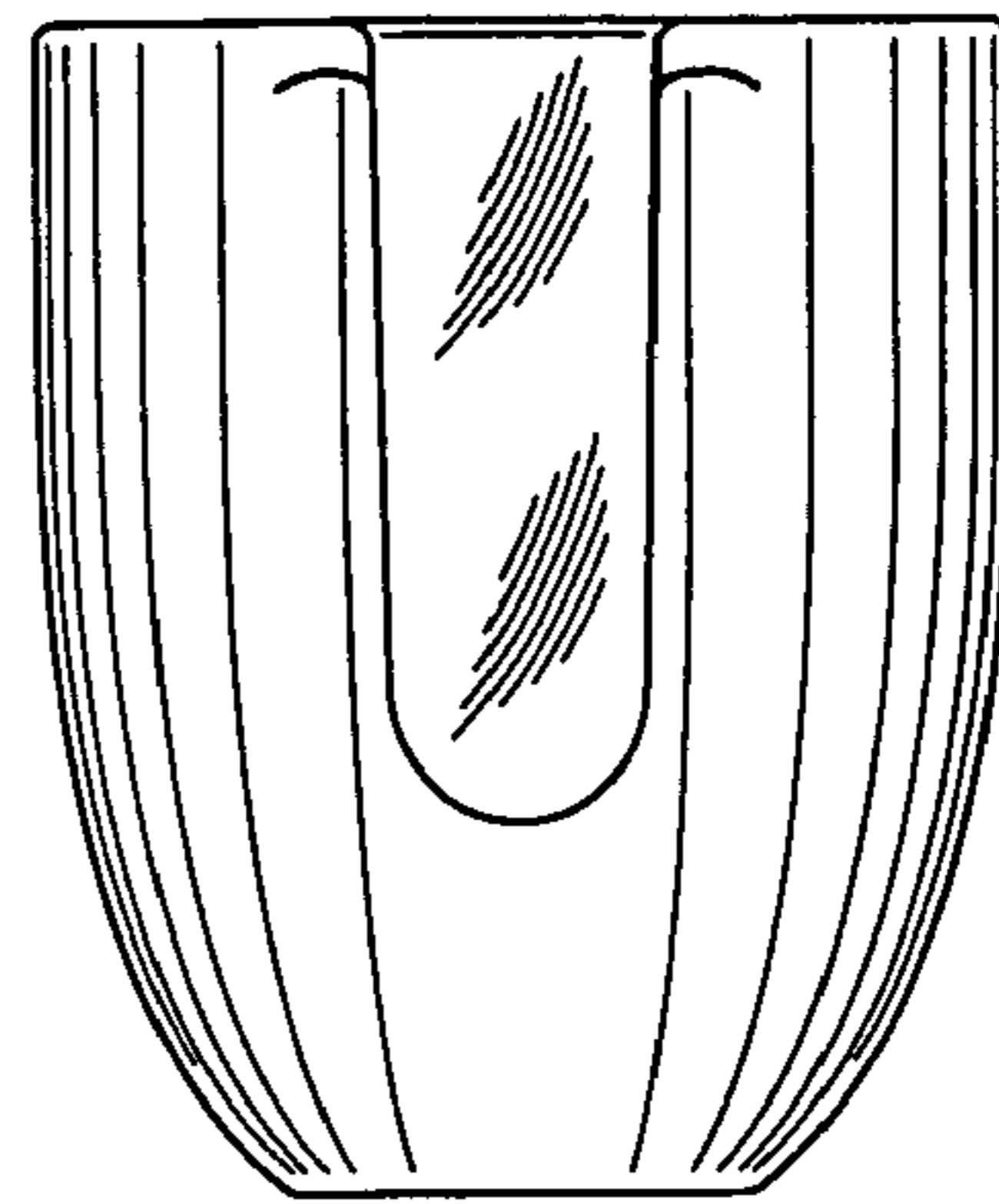


FIG. 2

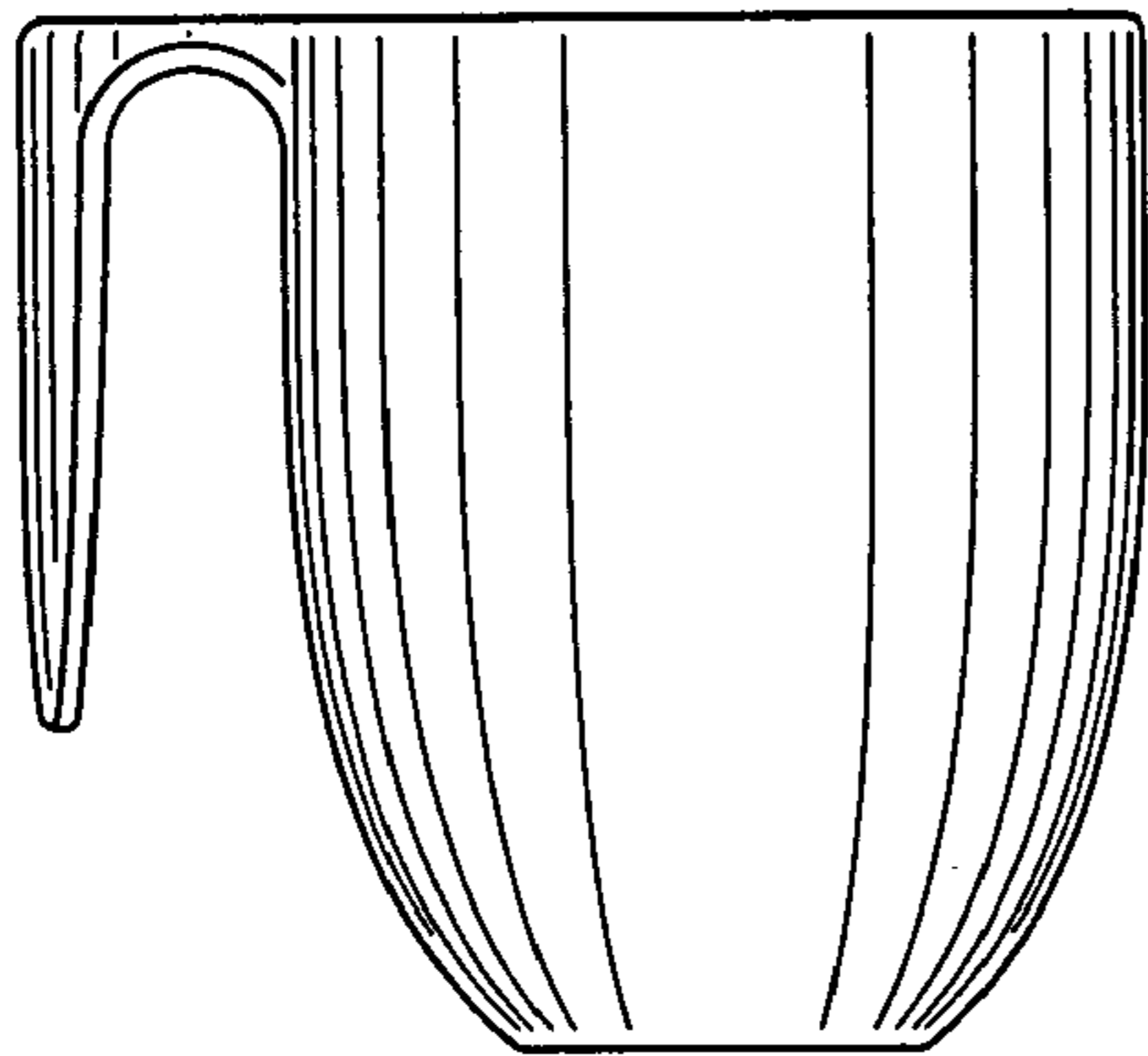


FIG. 3

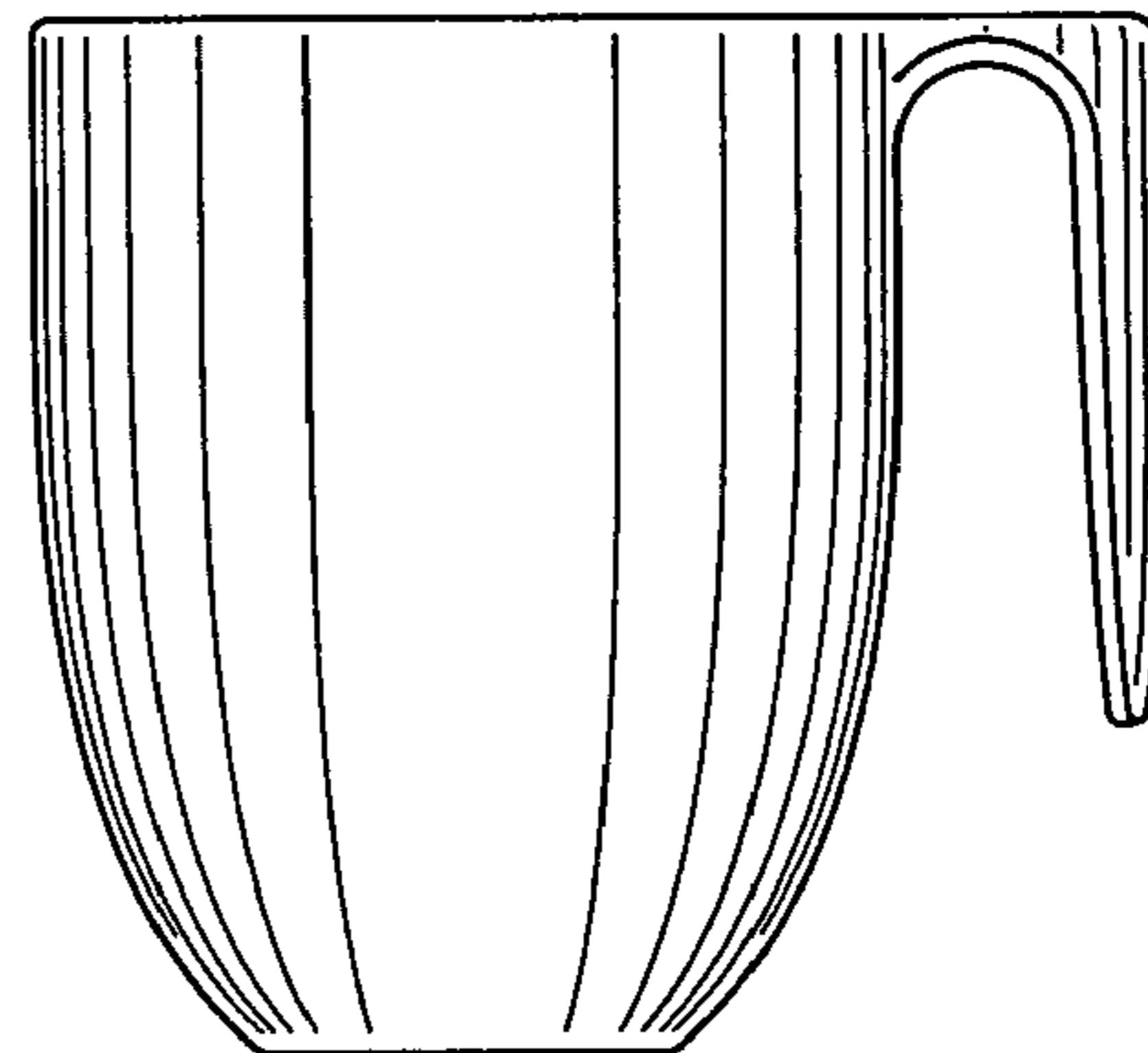


FIG. 4




FIG. 5

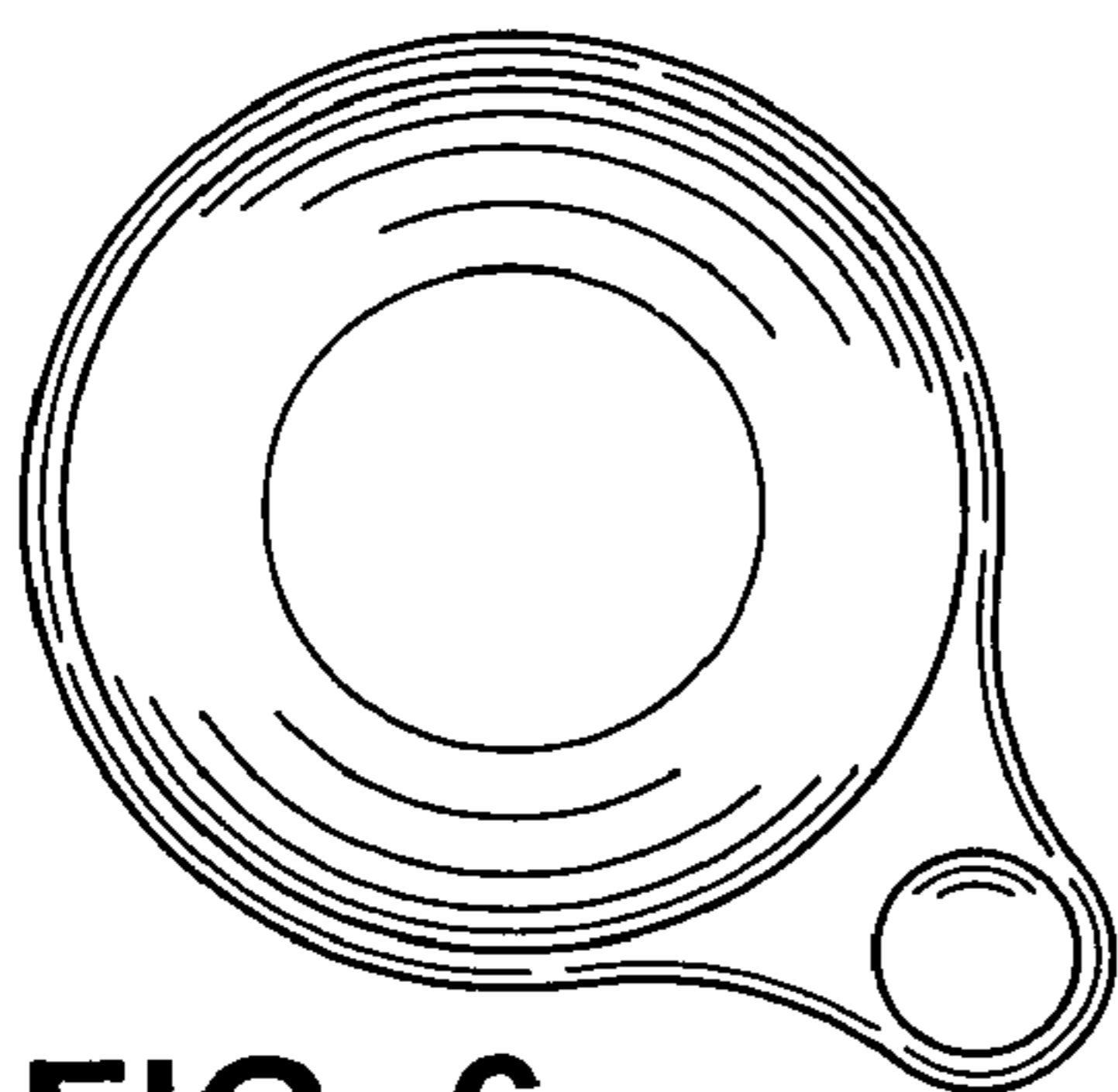


FIG. 6

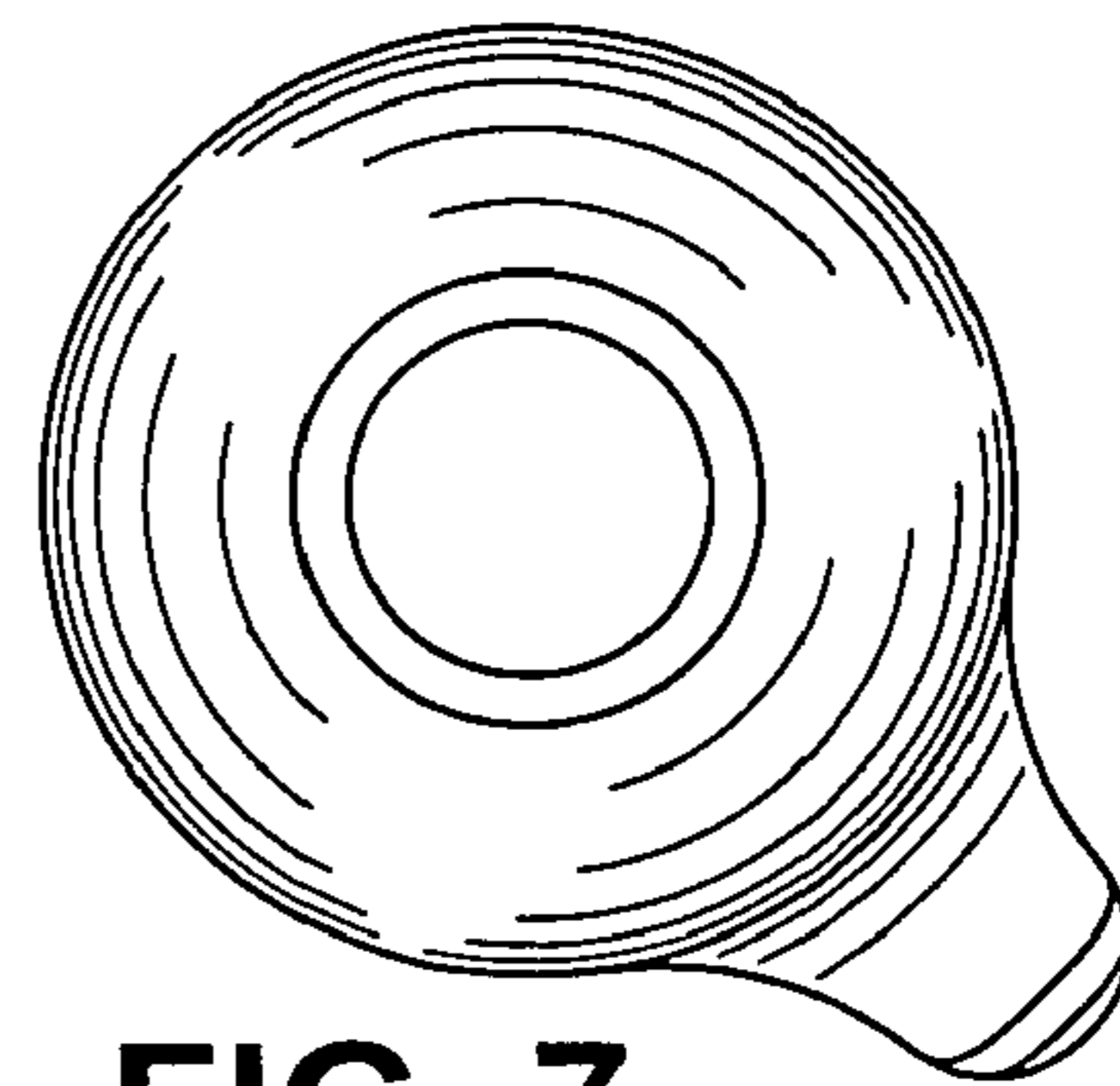


FIG. 7