



US00D613116S

(12) **United States Design Patent**
Roberts

(10) **Patent No.:** **US D613,116 S**
(45) **Date of Patent:** **** Apr. 6, 2010**

(54) **UNIVERSAL FIT BAR BURNER**
(75) Inventor: **Bruce Roberts**, Midland, GA (US)
(73) Assignee: **W.C. Bradley Co.**, Columbus, GA (US)
(**) Term: **14 Years**

6,691,700 B2 2/2004 Kahler et al.
D534,767 S * 1/2007 Tseng D7/407
D544,753 S * 6/2007 Tseng D7/407
D548,007 S * 8/2007 Chung D7/407
D553,430 S * 10/2007 Williams et al. D7/407
D589,749 S * 4/2009 Leavens et al. D7/407

(21) Appl. No.: **29/341,640**
(22) Filed: **Aug. 10, 2009**

* cited by examiner

Primary Examiner—T. Chase Nelson
Assistant Examiner—Mark Cavanna
(74) *Attorney, Agent, or Firm*—Fellers, Snider, Blankenship,
Bailey & Tippens, P.C.

(51) **LOC (9) Cl.** **07-02**
(52) **U.S. Cl.** **D7/407**
(58) **Field of Classification Search** D7/332,
D7/334–337, 402–405, 407, 391, 392.1;
126/25 R, 39 C, 41 R, 25 A, 29–30, 25 AA,
126/9 R, 37–38, 40, 39 E, 39 H; 99/481–482;
137/883, 875; 431/343
See application file for complete search history.

(57) **CLAIM**

The ornamental design for a universal fit bar burner, as shown and described.

DESCRIPTION

FIG. 1 is a front elevational view illustrating my new design;
FIG. 2 is a rear elevational view thereof;
FIG. 3 is a top plan view thereof;
FIG. 4 is a right side elevational view thereof at an enlarged scale;
FIG. 5 is a left side elevational view thereof at an enlarged scale; and,
FIG. 6 is a bottom plan view thereof.

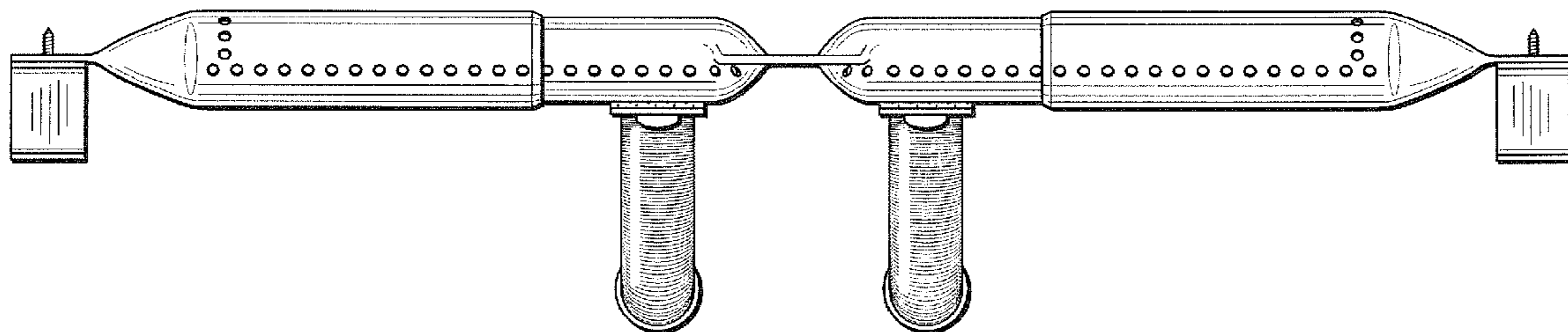
The broken lines shown are included for the purpose of illustrating a portion of the universal fit bar burner that forms no part of the claimed design.

(56) **References Cited**

U.S. PATENT DOCUMENTS

4,462,384 A 7/1984 Hitch
4,478,205 A * 10/1984 Koziol 126/25 R
4,598,692 A 7/1986 Hitch
4,624,240 A 11/1986 Hitch
4,919,116 A * 4/1990 Pfefferkorn 126/39 C
5,111,803 A * 5/1992 Barker et al. 126/41 R
D368,829 S * 4/1996 Giebel et al. D7/407
D369,720 S * 5/1996 Giebel et al. D7/407
5,711,663 A * 1/1998 Giebel et al. 431/354
6,095,132 A 8/2000 Ganard et al.
6,283,114 B1 * 9/2001 Giebel et al. 126/39 K
D470,721 S * 2/2003 Home D7/407

1 Claim, 4 Drawing Sheets



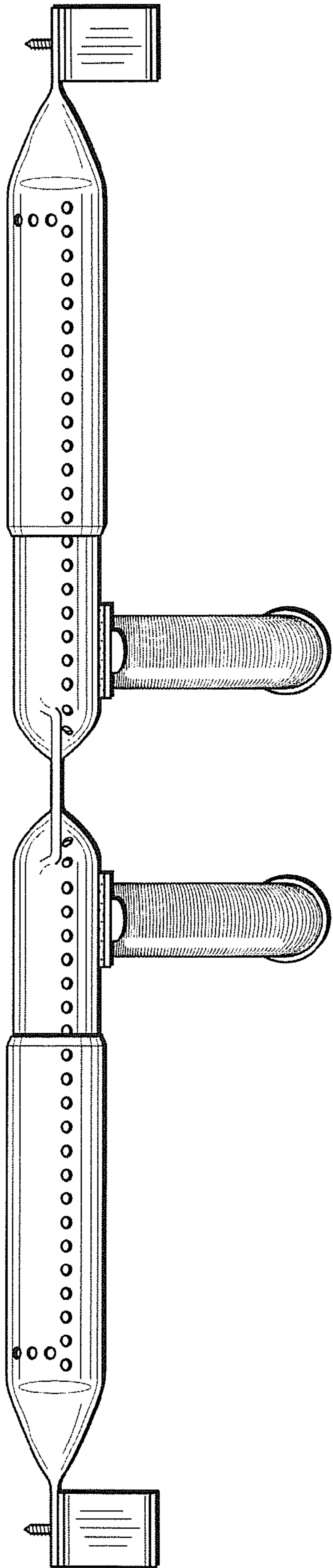


Fig. 1

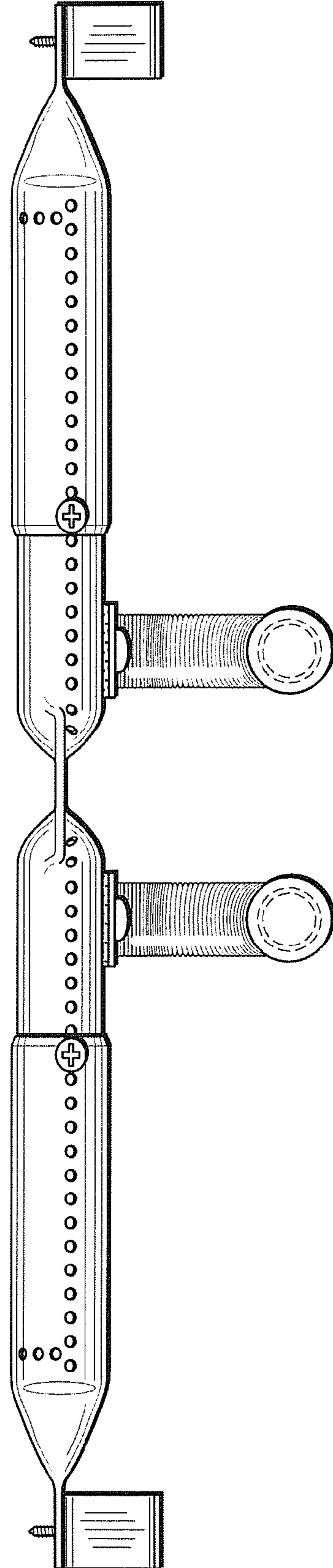


Fig. 2

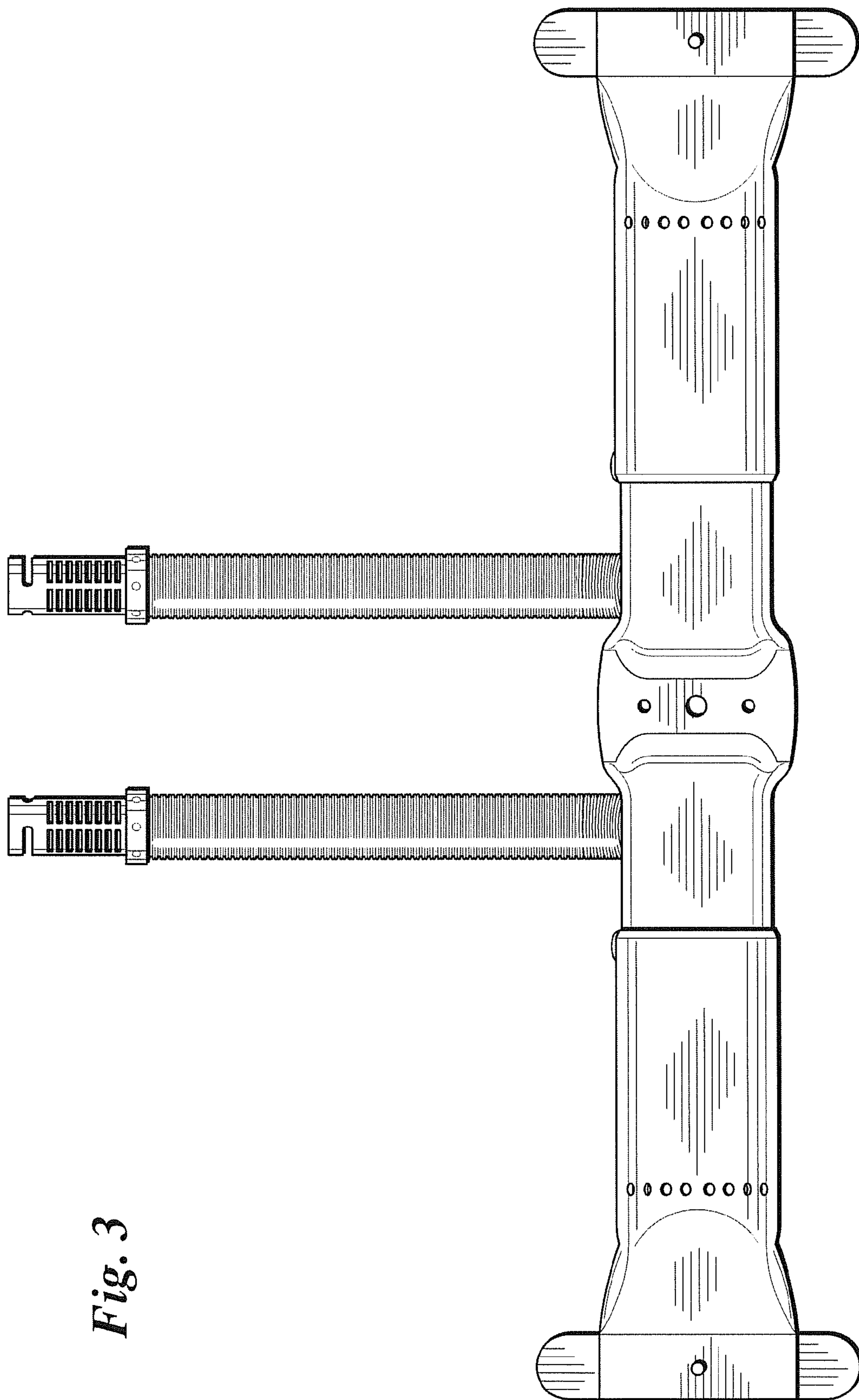


Fig. 3

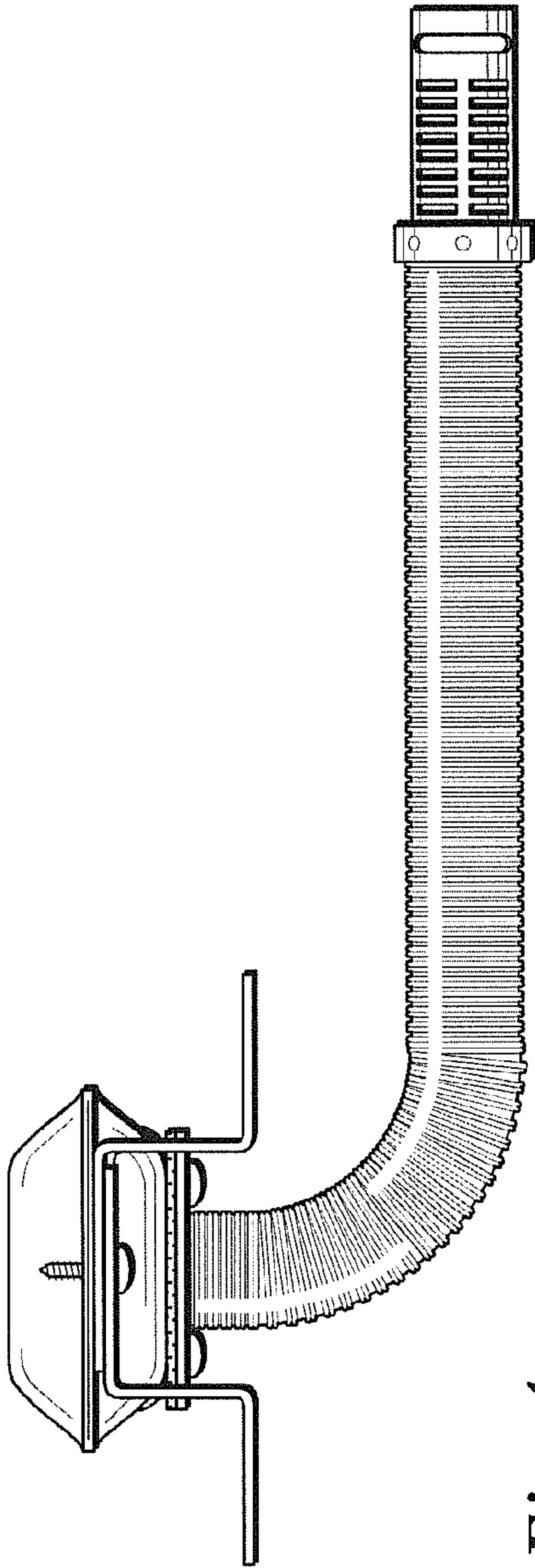


Fig. 4

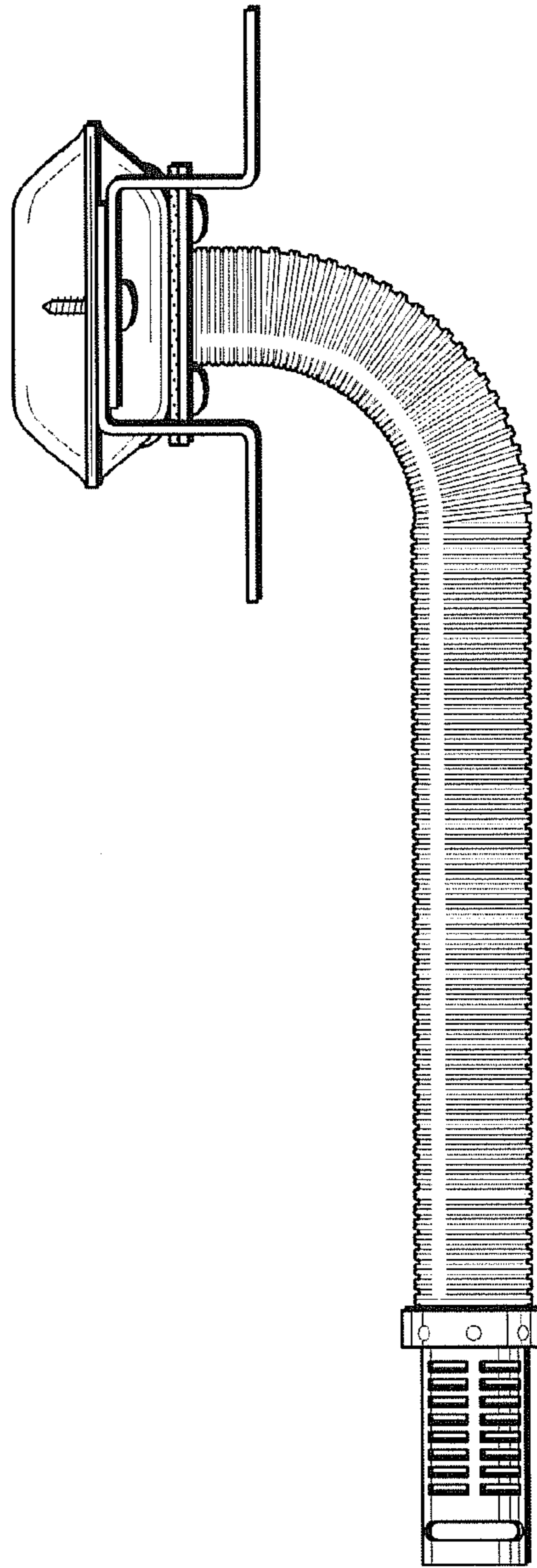


Fig. 5

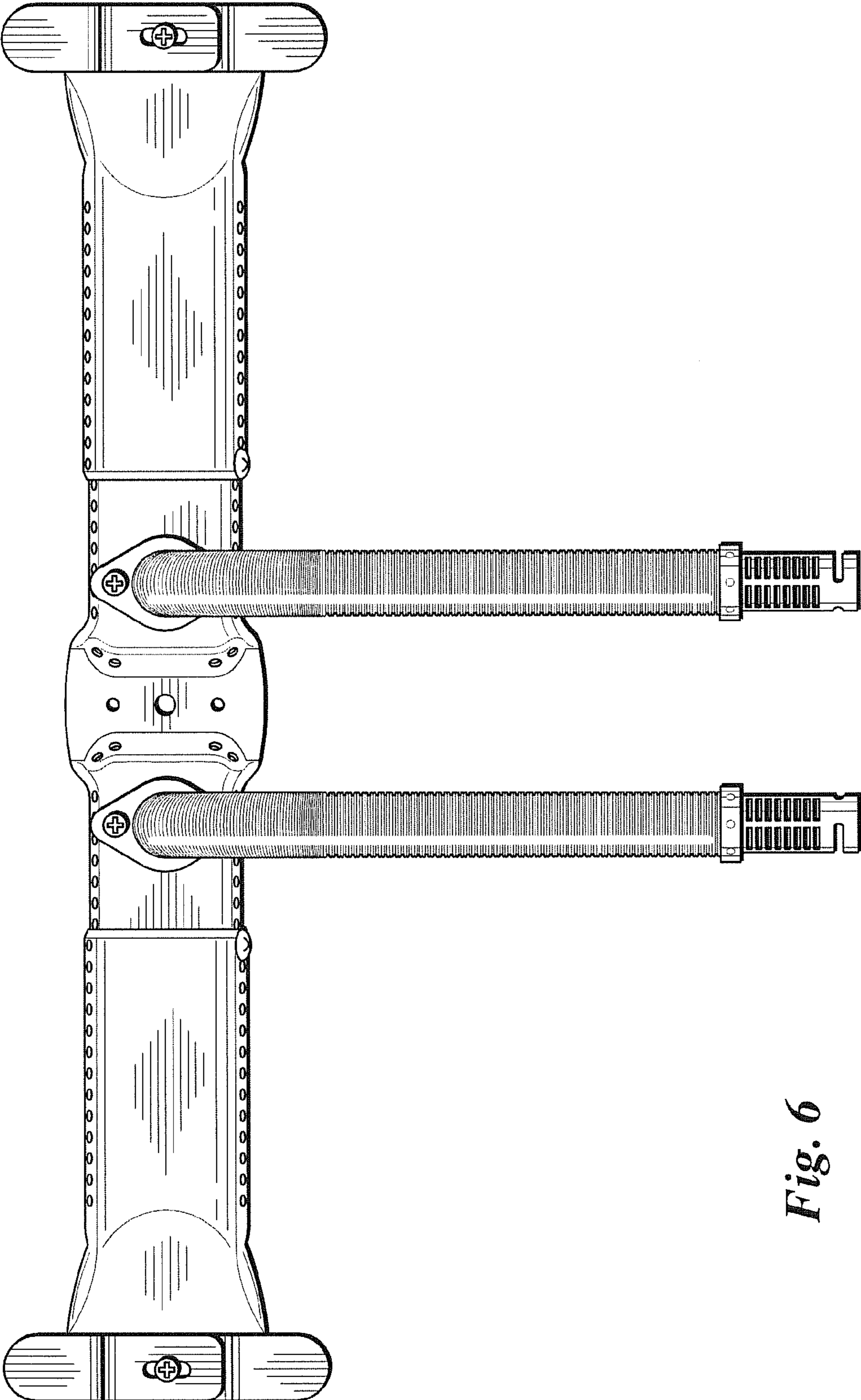


Fig. 6

UNITED STATES PATENT AND TRADEMARK OFFICE
Certificate

Patent No. D. 613,116 S

Patented: April 6, 2010

On petition requesting issuance of a certificate for correction of inventorship pursuant to 35 U.S.C. 256, it has been found that the above identified patent, through error and without any deceptive intent, improperly sets forth the inventorship.

Accordingly, it is hereby certified that the correct inventorship of this patent is: Bruce Roberts, Midland, GA (US); and Ladon Hopkins, Columbus, GA (US).

Signed and Sealed this Eleventh Day of June 2013.

CELIA MURPHY
Supervisory Patent Examiner
Art Unit 2914
Technology Center 2900