



US00D613112S

(12) **United States Design Patent**
Lippert et al.

(10) **Patent No.:** **US D613,112 S**

(45) **Date of Patent:** **** Apr. 6, 2010**

(54) **UPPER PORTION OF A WATER DISPENSING MACHINE**

(75) Inventors: **Stefan Lippert**, Stuttgart (DE); **Colonel Kim**, Qingdao (CN)

(73) Assignee: **Waterlogic International Limited**, Nassau (BS)

(**) Term: **14 Years**

(21) Appl. No.: **29/345,443**

(22) Filed: **Oct. 15, 2009**

Related U.S. Application Data

(62) Division of application No. 29/323,498, filed on Aug. 26, 2008, now Pat. No. Des. 604,554.

(51) **LOC (9) Cl.** **07-99**

(52) **U.S. Cl.** **D7/397; D7/399; D7/306; D7/311**

(58) **Field of Classification Search** **D7/397, D7/300, 306-313, 398, 399; D20/4; 222/146.6, 222/185.1, 105, 527, 183; 141/363**
See application file for complete search history.

(56) **References Cited**

U.S. PATENT DOCUMENTS

D499,599 S * 12/2004 Morrison D7/309

D527,567 S * 9/2006 Nakato et al. D7/306

D553,897 S * 10/2007 De' Longhi D7/309

7,287,392 B2 * 10/2007 Brand et al. 62/132

D571,141 S * 6/2008 Roosmalen et al. D7/307

D592,440 S * 5/2009 Simonds D7/306

D604,554 S * 11/2009 Lippert et al. D7/306

* cited by examiner

Primary Examiner—Marianne Pandozzi

(74) *Attorney, Agent, or Firm*—Christie, Parker & Hale, LLP

(57) **CLAIM**

The ornamental design for an upper portion of a water dispensing machine, as shown and described.

DESCRIPTION

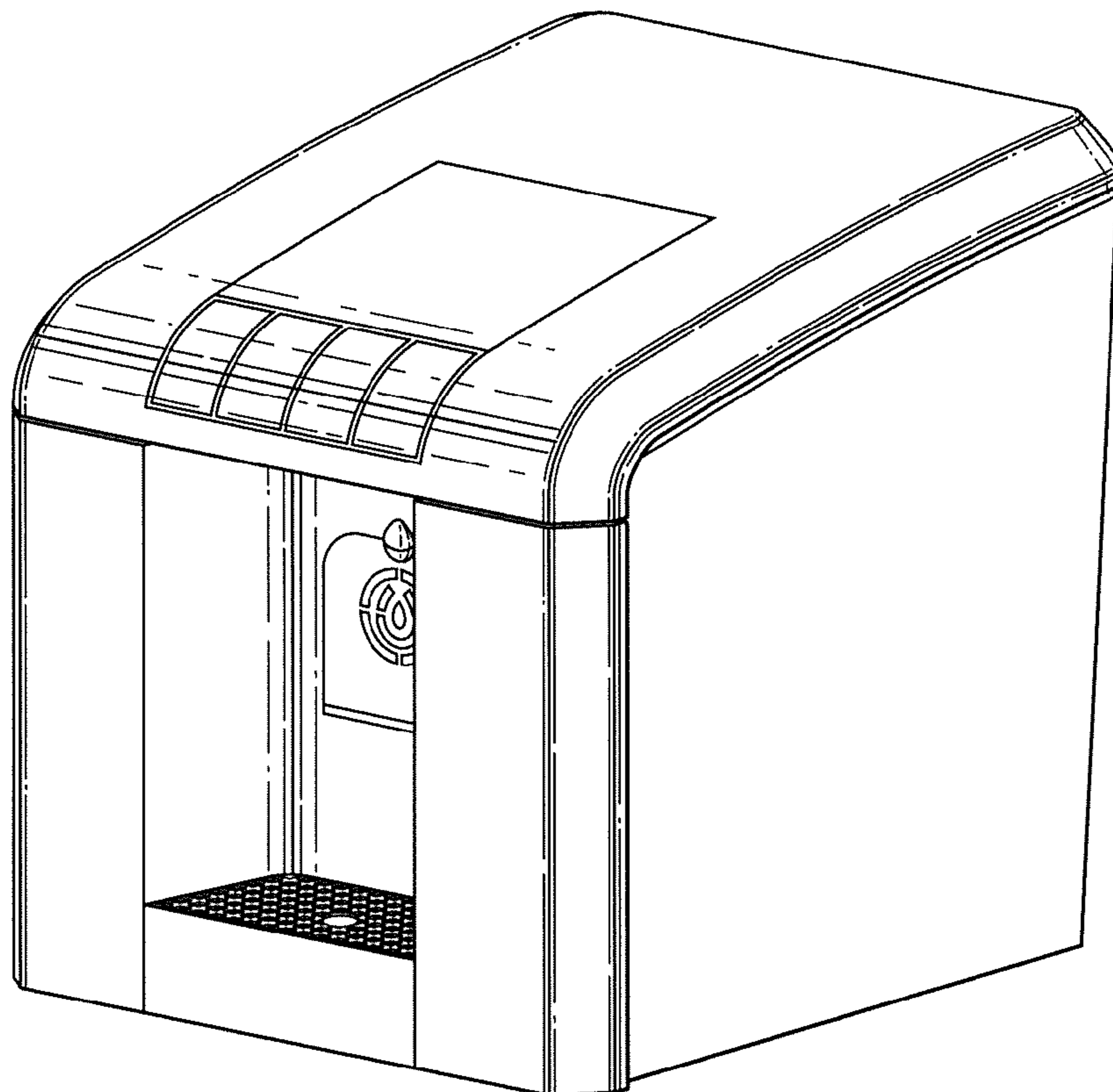
FIG. 1 is a front perspective view of the upper portion of a water dispensing machine;

FIG. 2 is a front elevation view of the upper portion of a water dispensing machine;

FIG. 3 is a left side elevation view of the upper portion of a water dispensing machine with the right side being a mirror image; and,

FIG. 4 is a top view of the upper portion of a water dispensing machine.

1 Claim, 2 Drawing Sheets



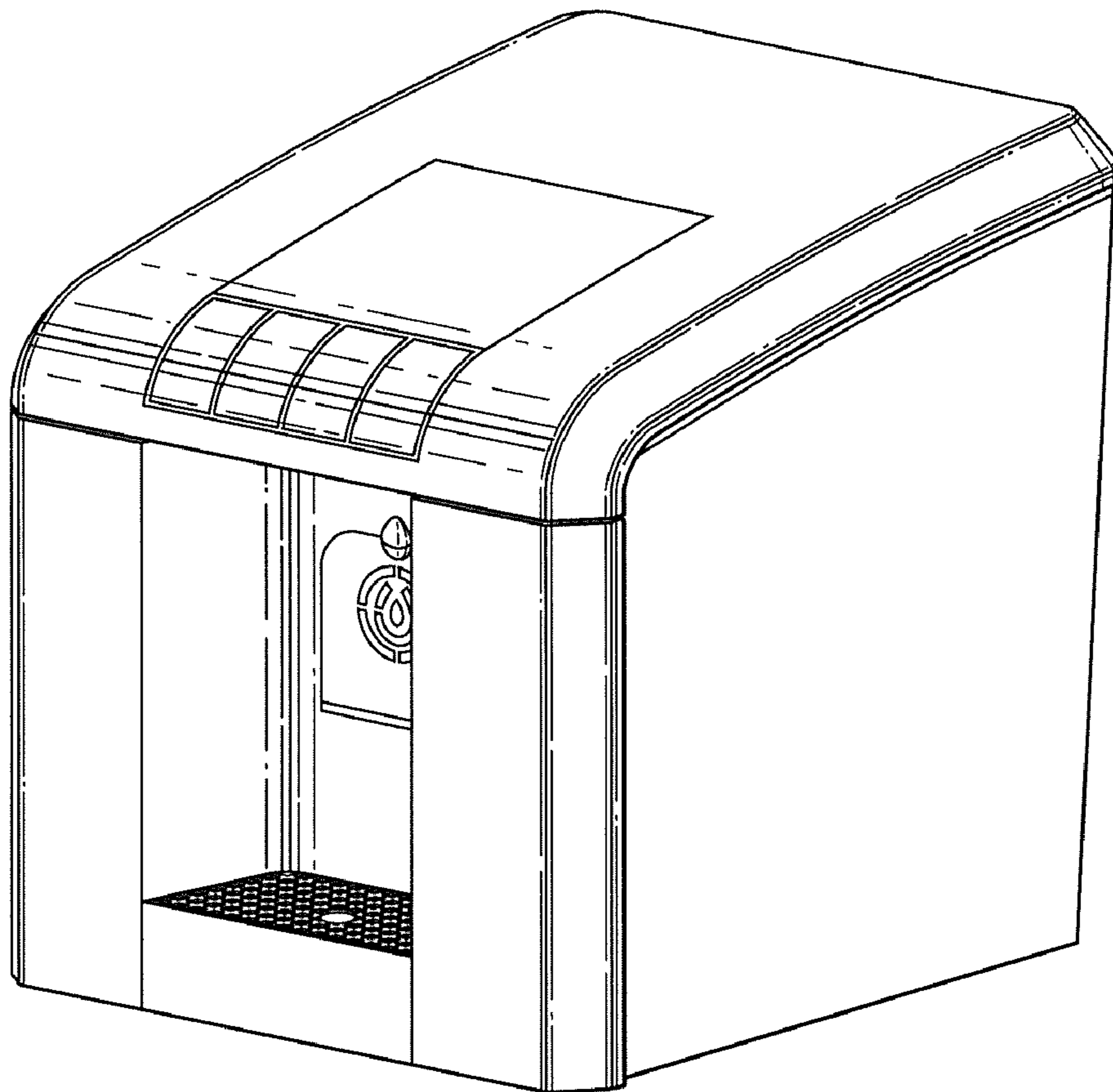


FIG. 1

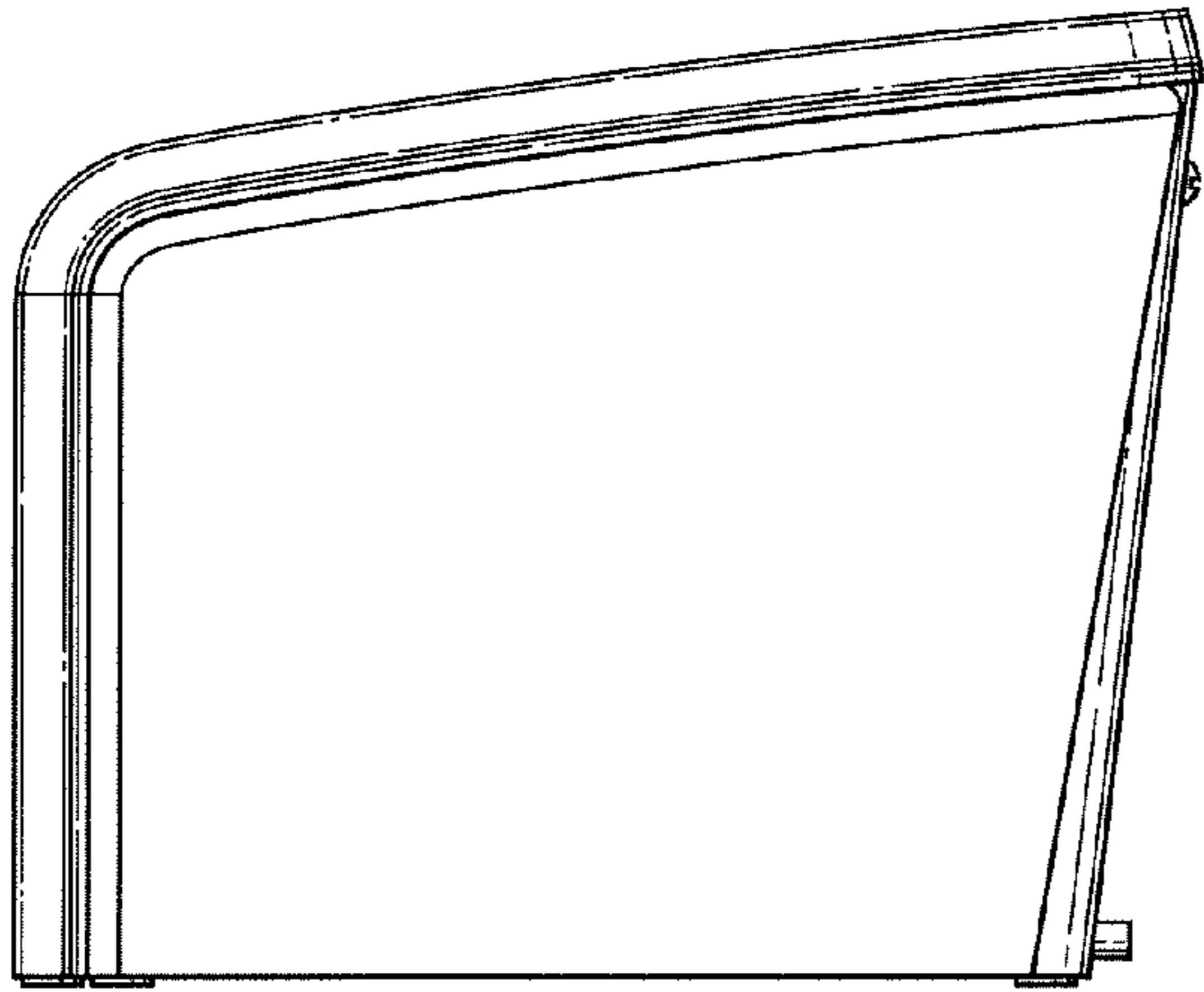


FIG. 2




FIG. 3




FIG. 4