



US00D613106S

(12) **United States Design Patent**
Ward et al.

(10) **Patent No.:** **US D613,106 S**

(45) **Date of Patent:** **** Apr. 6, 2010**

(54) **SWADDLE BLANKET**

(75) Inventors: **Melissa Ward**, Santee, CA (US); **Sara Lighthall**, San Diego, CA (US)

(73) Assignee: **Infantino, LLC**, San Diego, CA (US)

(**) Term: **14 Years**

(21) Appl. No.: **29/340,679**

(22) Filed: **Jul. 23, 2009**

(51) **LOC (9) Cl.** **06-13**

(52) **U.S. Cl.** **D6/603; D2/719**

(58) **Field of Classification Search** D6/595-600,
D6/602, 603, 608, 609; D2/719; 2/69, 69.5;
15/208, 209.1, 215

See application file for complete search history.

(56) **References Cited**

U.S. PATENT DOCUMENTS

D269,658	S	7/1983	Bor	
4,611,353	A	9/1986	Als et al.	
5,046,204	A	9/1991	Mohler et al.	
5,129,406	A	7/1992	Magnusen et al.	
D385,743	S *	11/1997	Eldridge	D6/608
5,722,094	A	3/1998	Ruefer	
D395,188	S *	6/1998	Rush	D6/603
5,852,827	A	12/1998	Lear	
6,450,168	B1	9/2002	Nguyen	
D473,037	S *	4/2003	Williams	D2/719
6,640,340	B2	11/2003	Gibson	
6,662,390	B1	12/2003	Berger	
6,839,924	B2	1/2005	Sims	
6,868,566	B2	3/2005	Gatten	
6,928,674	B2	8/2005	Blackburn	

D513,357	S *	1/2006	Allard	D2/719
7,043,783	B2	5/2006	Gatten	
7,076,819	B2	7/2006	Trani et al.	
7,181,789	B2	2/2007	Gatten	
D539,585	S *	4/2007	VanGelder	D6/603
7,246,392	B2	7/2007	Schmid et al.	
7,254,849	B1	8/2007	Fiebrich et al.	
D557,967	S *	12/2007	Grant	D6/608
D593,786	S *	6/2009	Lown et al.	D6/596
D603,137	S *	11/2009	Nilsson	D2/719

* cited by examiner

Primary Examiner—Janice E Seeger

Assistant Examiner—Mary Ann Calabrese

(74) *Attorney, Agent, or Firm*—Stetina Brunda Garred & Brucker

(57) **CLAIM**

The ornamental design for a swaddle blanket, as shown and described.

DESCRIPTION

FIG. 1 is a top plan view of the swaddle blanket of the present invention showing our new design;

FIG. 2 is a front plan view thereof;

FIG. 3 is a bottom plan view thereof;

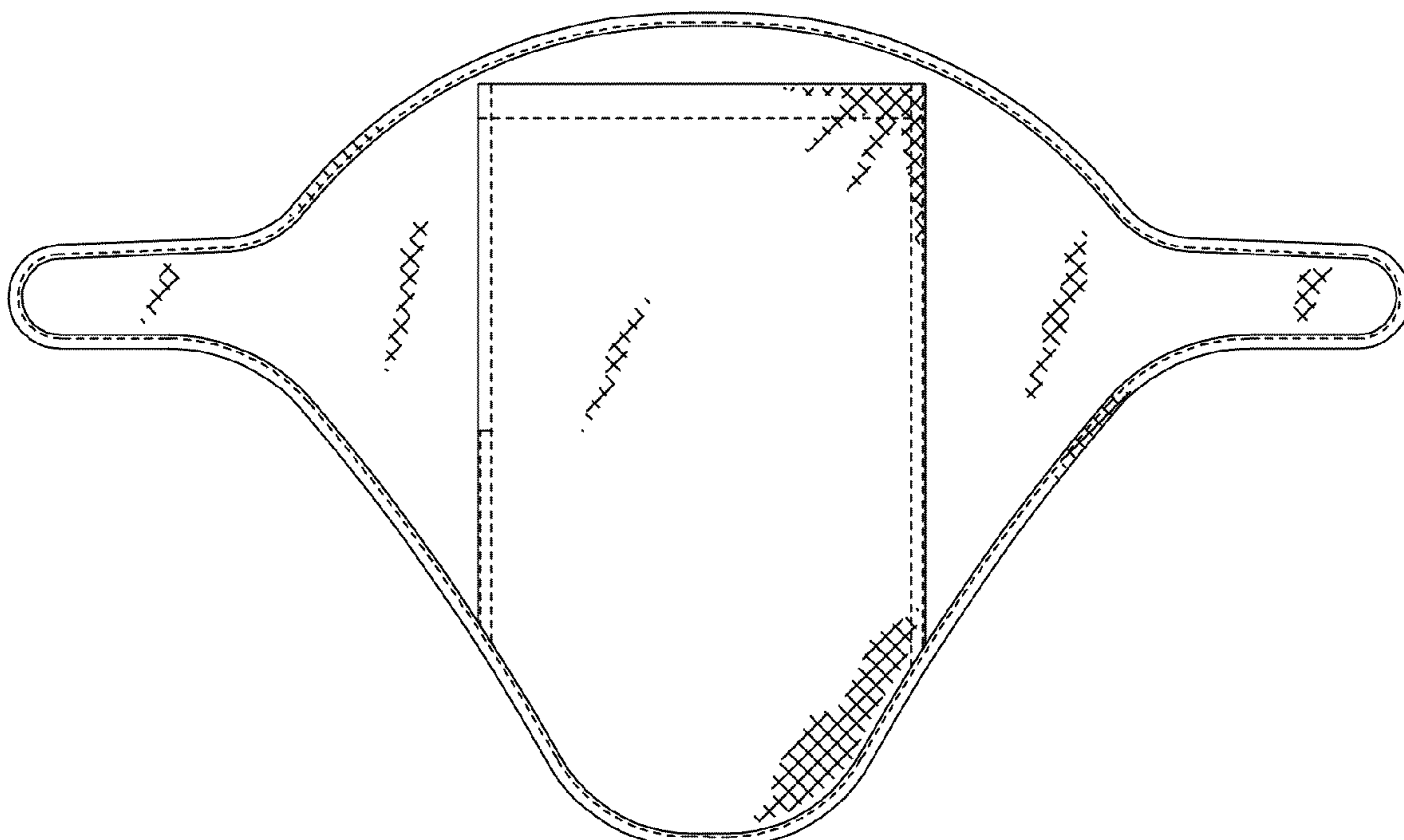
FIG. 4 is a right side elevational view thereof;

FIG. 5 is a left side elevational view thereof; and,

FIG. 6 is a back plan view thereof.

In the drawings, the broken lines represent stitching forming part of the claimed design.

1 Claim, 2 Drawing Sheets






Fig. 1

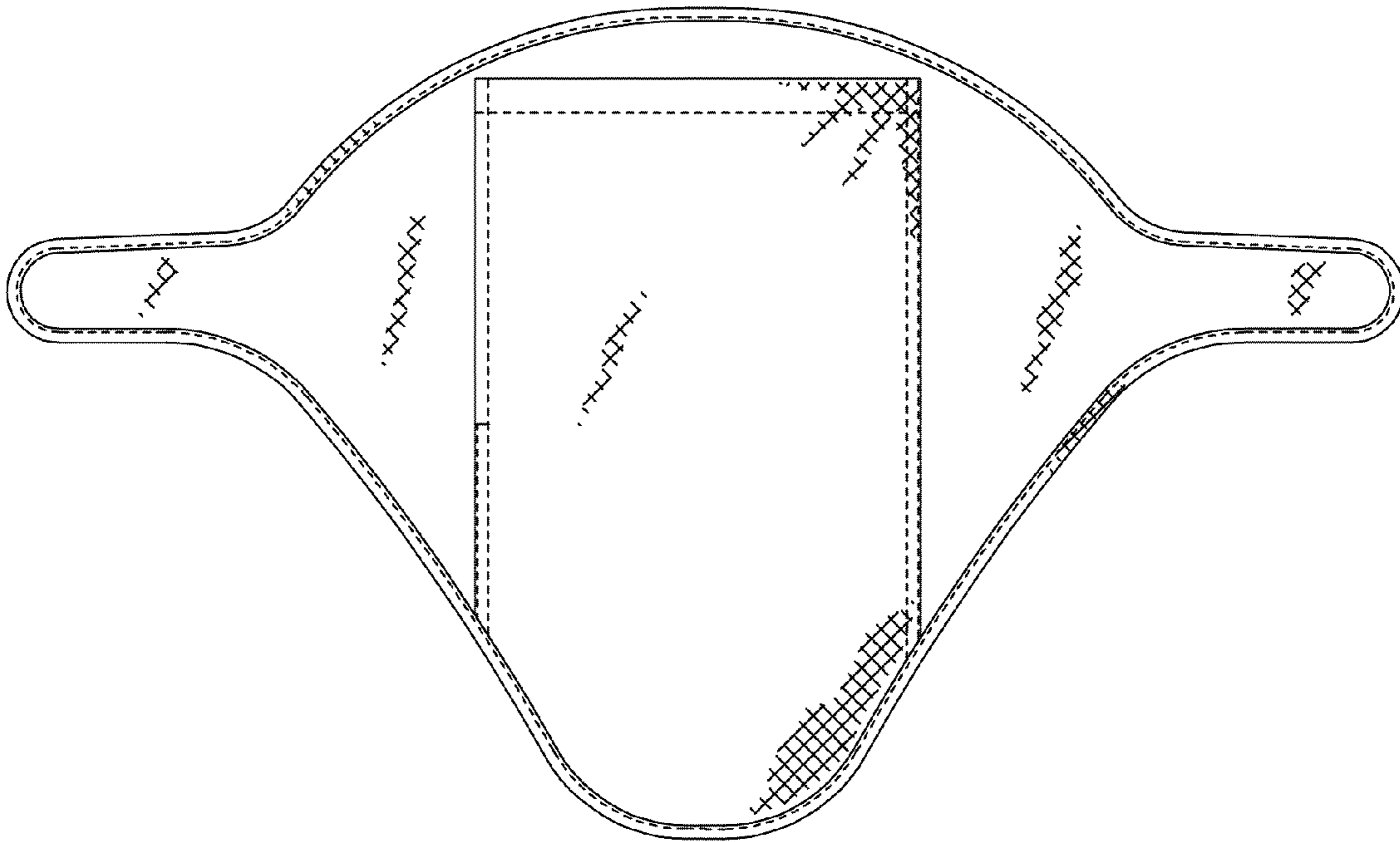


Fig. 2

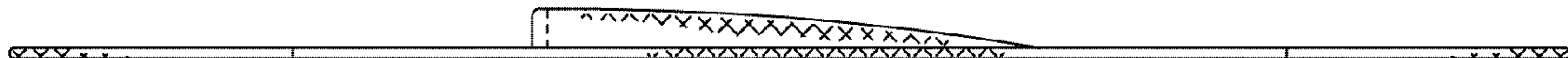


Fig. 3




Fig. 4

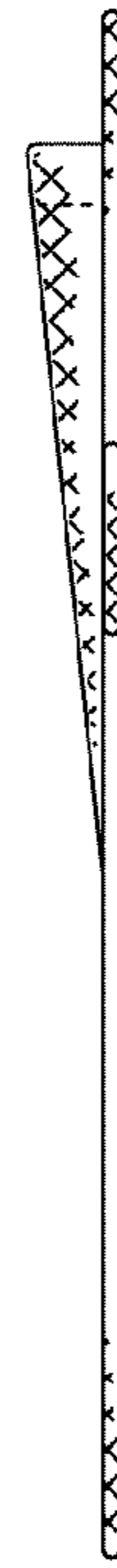


Fig. 5

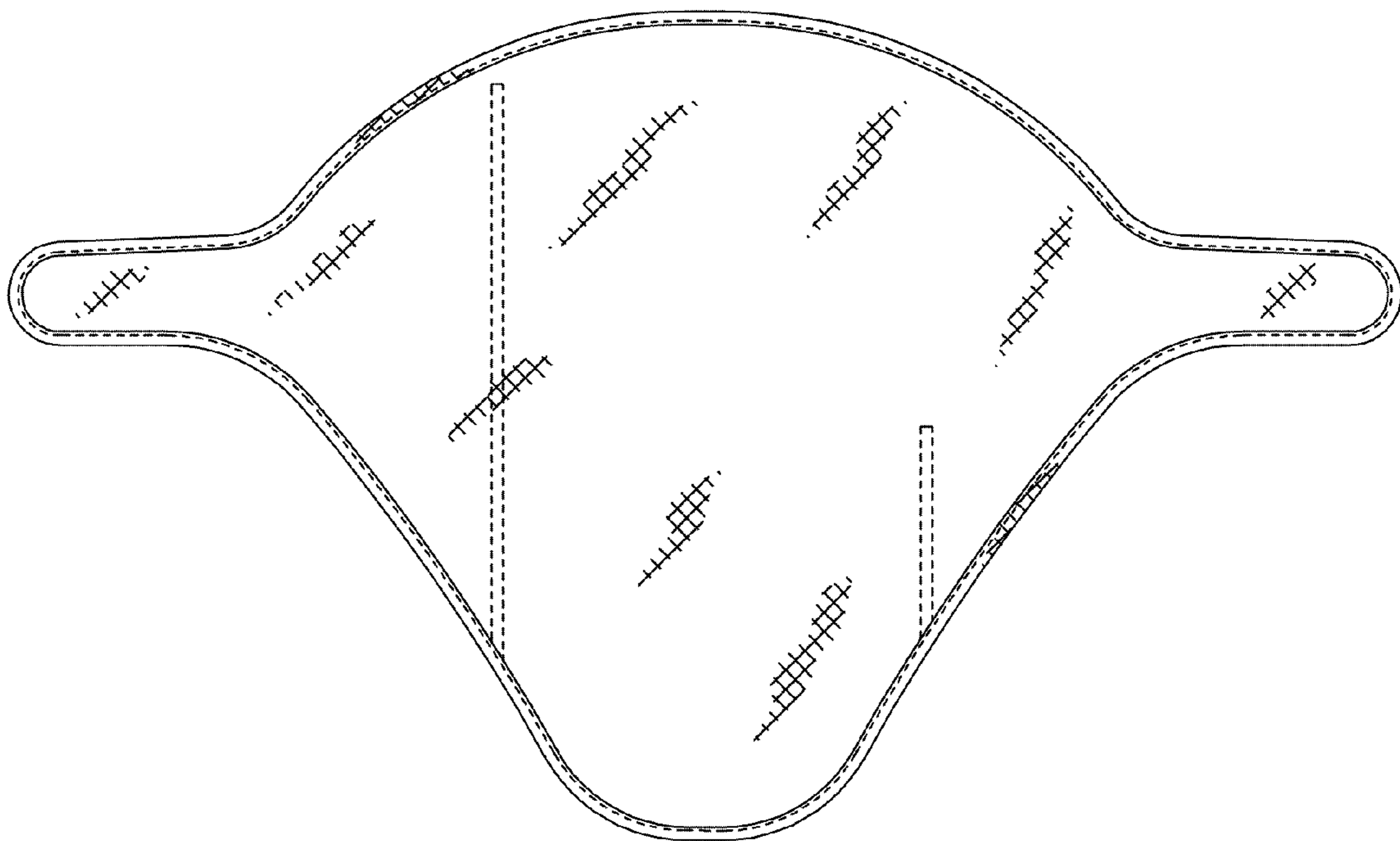


Fig. 6