



US00D613104S

(12) **United States Design Patent**
Clark

(10) **Patent No.:** **US D613,104 S**

(45) **Date of Patent:** **** Apr. 6, 2010**

(54) **BOTTLE CAP MAT**

(76) Inventor: **Shannon L. Clark**, 6465 Lewis Rd.,
Loveland, OH (US) 45140

(**) Term: **14 Years**

(21) Appl. No.: **29/315,998**

(22) Filed: **Aug. 17, 2009**

(51) **LOC (9) Cl.** **06-11**

(52) **U.S. Cl.** **D6/586**

(58) **Field of Classification Search** D6/582,
D6/583, 584, 585, 586, 587, 589, 590, 591,
D6/592, 593, 594; D21/321, 322, 323, 324,
D21/325, 326, 327, 328, 329, 330, 331, 332,
D21/333, 334, 335, 336, 338, 339, 340, 341,
D21/342, 343, 344, 345, 346, 347, 348, 349;
D25/300; 5/420, 658; 446/487; 428/45

See application file for complete search history.

(56) **References Cited**

U.S. PATENT DOCUMENTS

D479,936 S *	9/2003	Nurmentaus	D6/587
D509,944 S	9/2005	Mason		
D521,259 S	5/2006	Hightower		
D532,238 S *	11/2006	Thrush	D6/582
D543,764 S *	6/2007	Thrush	D6/582
D552,909 S *	10/2007	McGrath et al.	D6/582
D575,092 S *	8/2008	Hillson	D6/582
D575,093 S *	8/2008	Hillson	D6/582
D577,242 S *	9/2008	Hillson	D6/582

* cited by examiner

Primary Examiner—Robert M Spear

Assistant Examiner—Barbara B Lohr

(74) *Attorney, Agent, or Firm*—Charles R. Wilson

(57) **CLAIM**

The ornamental design for a bottle cap mat, as shown and described.

DESCRIPTION

FIG. 1 is a perspective view of a bottle cap mat showing my new design.

FIG. 2 is a top view thereof.

FIG. 3 is a bottom view thereof.

FIG. 4 is a side elevational view thereof.

FIG. 5 is an elevational view of a side opposed to that shown in FIG. 4.

FIG. 6 is an end elevational view thereof.

FIG. 7 is an elevational view of an end opposed to that shown in FIG. 6.

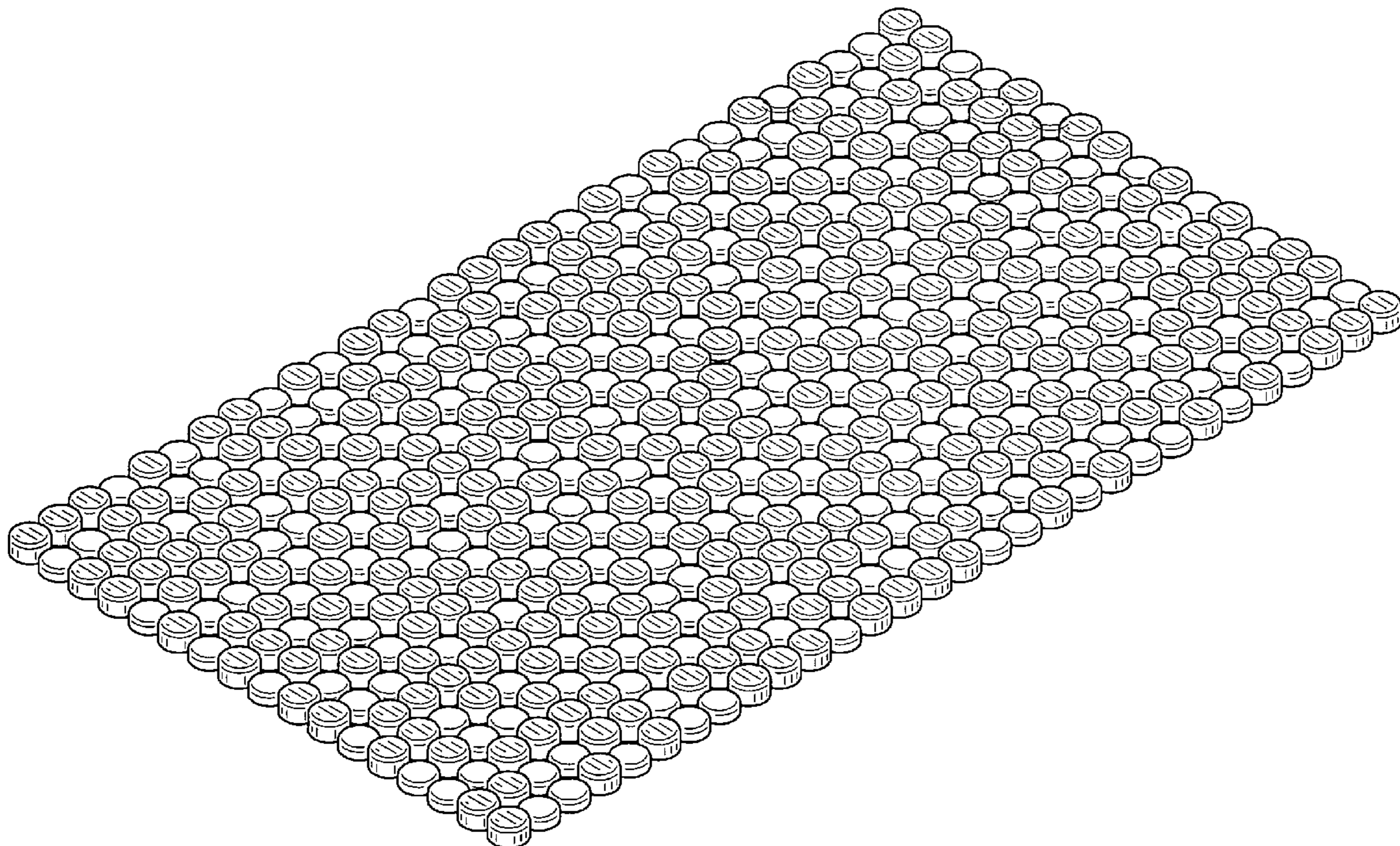
FIG. 8 is a perspective view of another embodiment of a bottle cap mat with bottle caps of the same height showing my new design.

FIG. 9 is a top view of the bottle cap mat of FIG. 8, a bottom view thereof being the same as that shown in FIG. 3; and,

FIG. 10 is a side elevational view of the bottle cap mat of FIG. 8.

The broken line drawing is for environmental purposes only and does not form part of the claimed design.

1 Claim, 8 Drawing Sheets



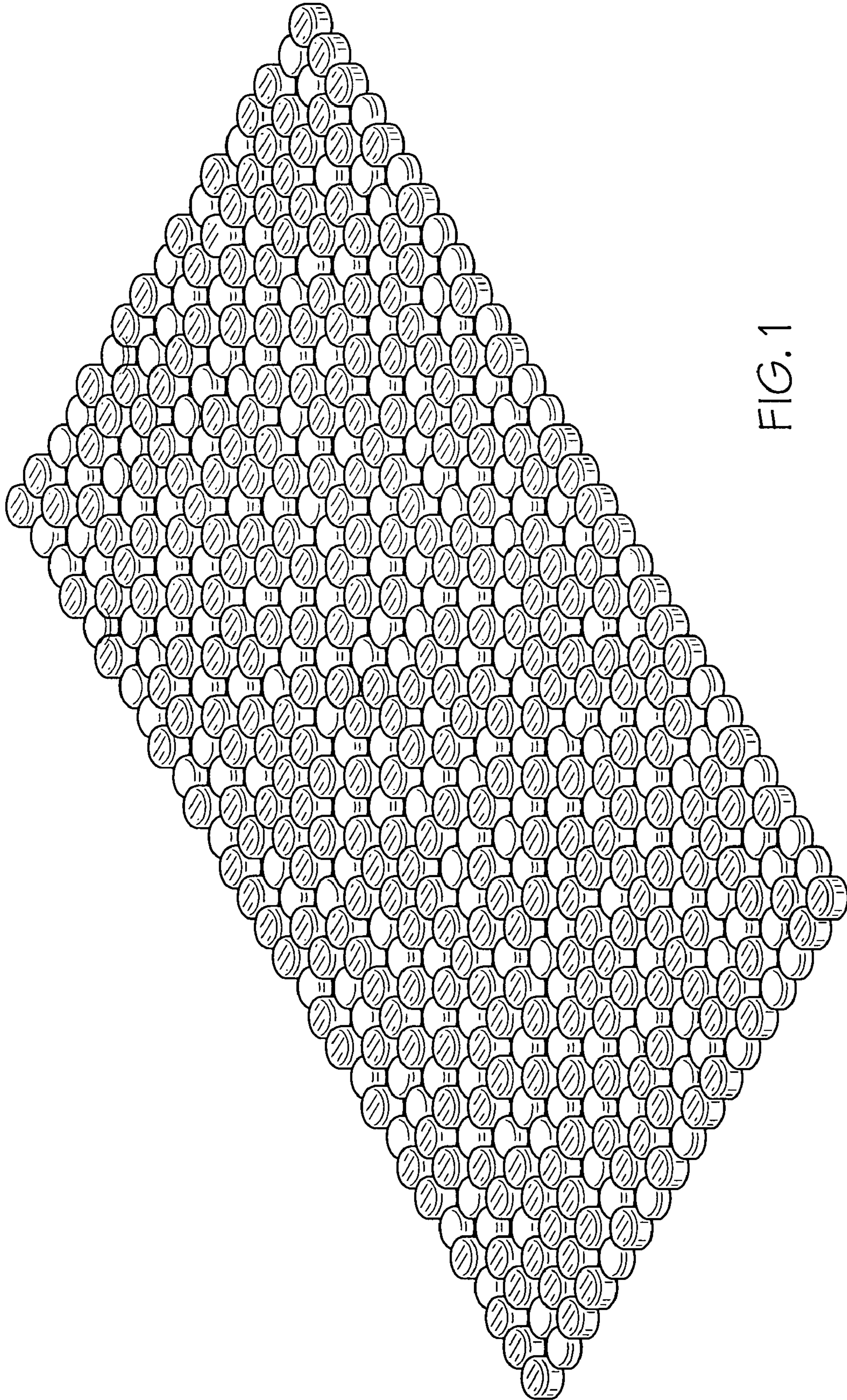


FIG. 1




FIG. 2




FIG. 3



FIG. 4



FIG. 5



FIG. 6



FIG. 7

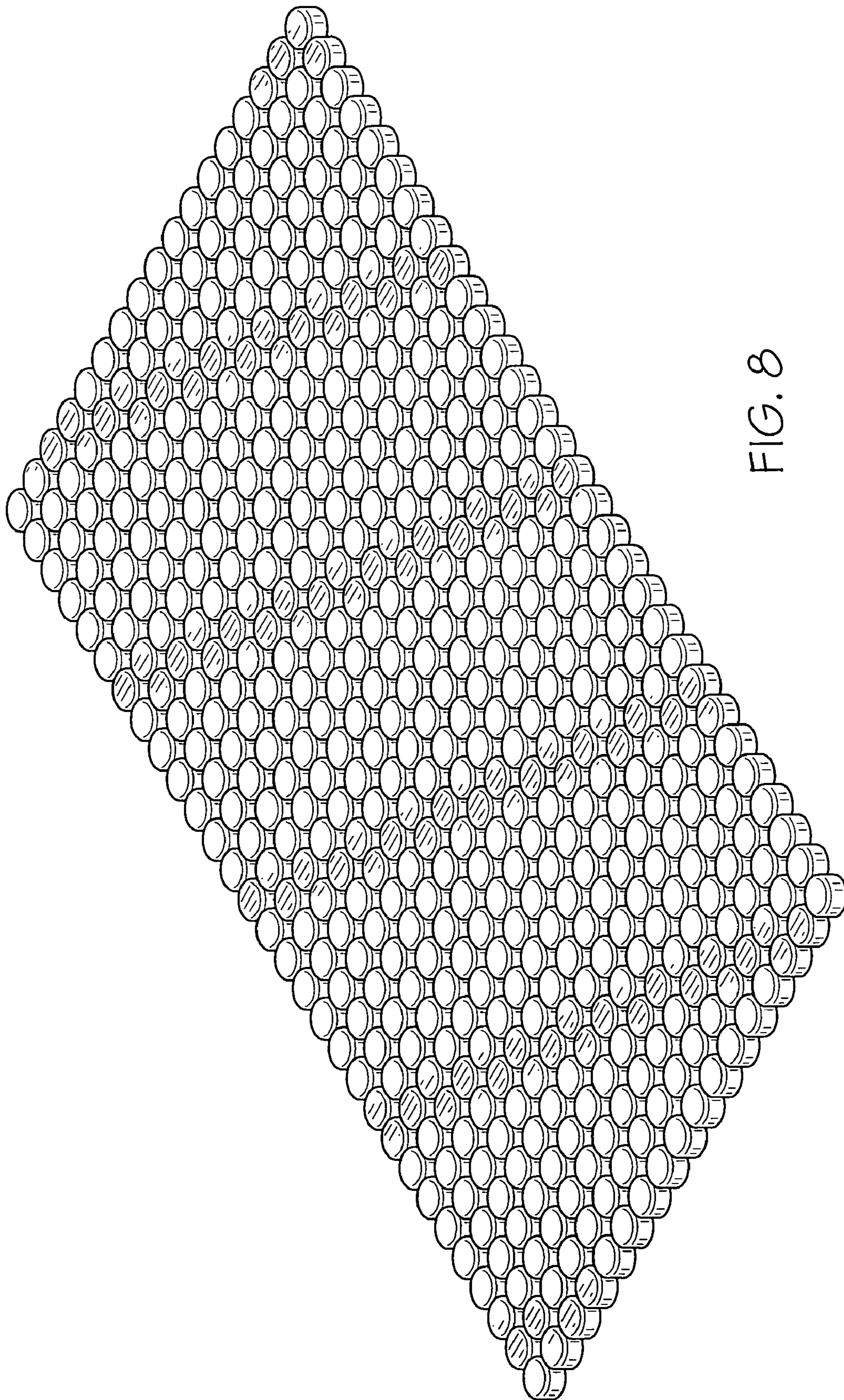


FIG. 8




FIG. 9



FIG. 10