



US00D613082S

(12) **United States Design Patent**
Peel

(10) **Patent No.:** **US D613,082 S**
(45) **Date of Patent:** **** Apr. 6, 2010**

(54) **STOOL**

(76) **Inventor:** **Monique Peel**, 2, rue de Chalves, Saint Egreve (FR) 38120

(**) **Term:** **14 Years**

(21) **Appl. No.:** **29/345,796**

(22) **Filed:** **Oct. 22, 2009**

(30) **Foreign Application Priority Data**

Apr. 23, 2009 (FR) 09 1987

(51) **LOC (9) Cl.** **06-01**

(52) **U.S. Cl.** **D6/349**

(58) **Field of Classification Search** D6/334,
D6/349, 355, 359, 369, 370, 371, 381-383,
D6/491, 492, 500-503; 297/94, 181, 233,
297/234, 235, 283.2, 311, 351, 353, 354.1,
297/354.12, 354.13, 445.1, 451.1, 451.8,
297/451.9; 5/12.1, 12.2

See application file for complete search history.

(56) **References Cited**

U.S. PATENT DOCUMENTS

177,025	A *	5/1876	Smith	248/155.1
530,930	A *	12/1894	Daniels	177/29
D25,848	S *	7/1896	Yearicks	D6/349
D117,948	S *	12/1939	Forman	D6/349
D136,719	S *	11/1943	Crandall	D6/349
2,606,598	A *	8/1952	Smith	267/145
D171,652	S *	3/1954	Keady	D6/336
D176,880	S *	2/1956	Phillips	D6/349
3,283,733	A *	11/1966	Boerma	108/159
D229,800	S *	1/1974	Jones	D6/348
4,098,478	A *	7/1978	Spitzke	248/156
4,232,896	A *	11/1980	Caldwell	297/4

D273,351	S *	4/1984	Crockett	D6/349
4,451,080	A *	5/1984	Nix	297/4
4,930,839	A *	6/1990	Saito et al.	297/338
D341,259	S *	11/1993	Mele	D6/364
D350,651	S *	9/1994	Emery	D6/364
5,441,433	A *	8/1995	Stanley	441/130
D365,695	S *	1/1996	Sibbitt, Sr.	D6/364
D450,943	S *	11/2001	Bell	D6/364
D459,598	S *	7/2002	Andersen et al.	D6/349
D464,207	S *	10/2002	Bell et al.	D6/364
D467,745	S *	12/2002	Ryan	D6/364
D473,389	S *	4/2003	Ryan	D6/364
D474,039	S *	5/2003	Zemp	D6/349
D485,742	S *	1/2004	Heberle	D8/354
6,997,511	B2 *	2/2006	Marchand et al.	297/314
D540,048	S *	4/2007	Llusca	D6/360
D557,909	S *	12/2007	LaSorsa	D6/349
D558,472	S *	1/2008	Linton et al.	D6/349
D564,244	S *	3/2008	Ikaheimo	D6/349

* cited by examiner

Primary Examiner—Sandra Snapp
(74) *Attorney, Agent, or Firm*—Oliff & Berridge, PLC

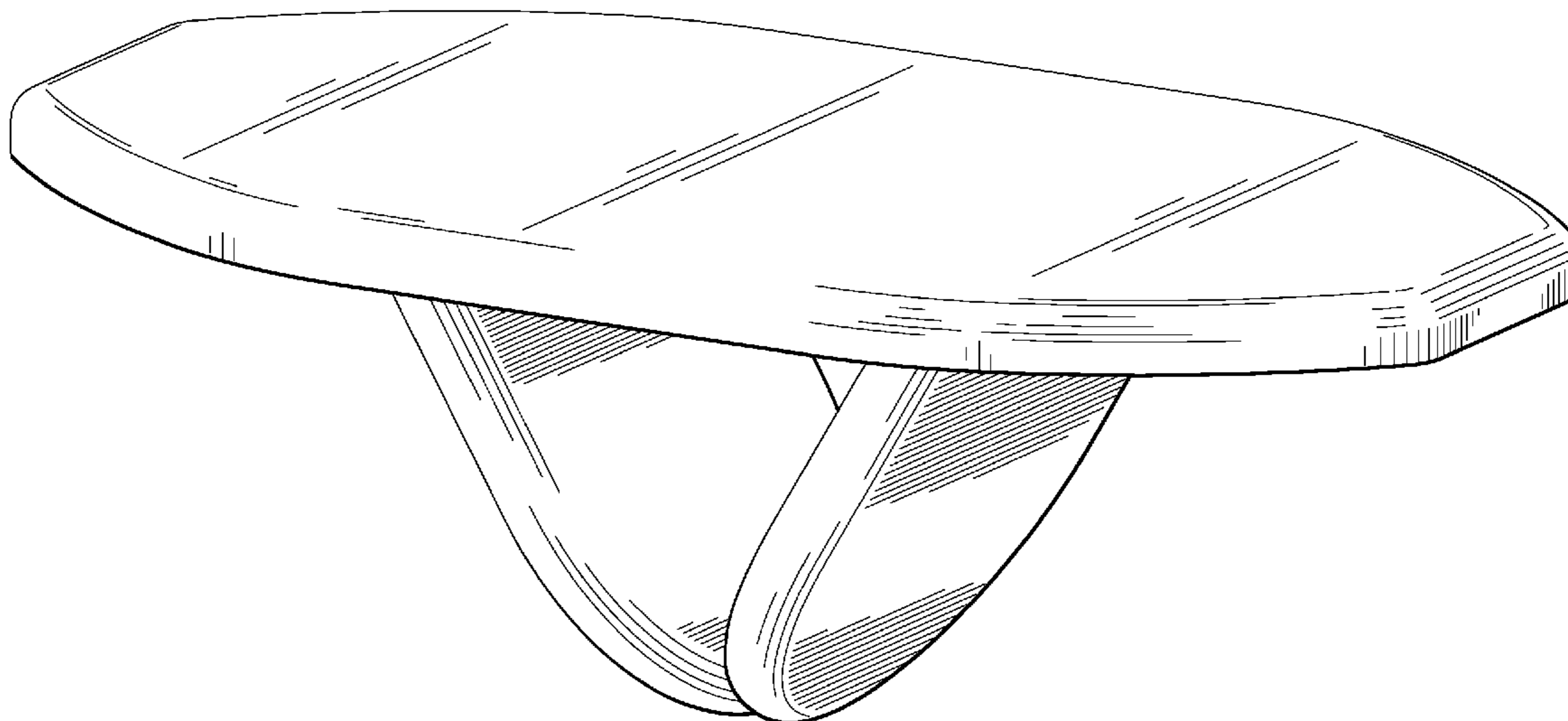
(57) **CLAIM**

The ornamental design for a stool, as shown and described.

DESCRIPTION

FIG. 1 is a perspective view of a stool;
FIG. 2 is a front view thereof, the rear view being a mirror image;
FIG. 3 is a top view thereof;
FIG. 4 is a side view thereof, the opposite side view being a mirror image; and,
FIG. 5 is a bottom view thereof.

1 Claim, 5 Drawing Sheets



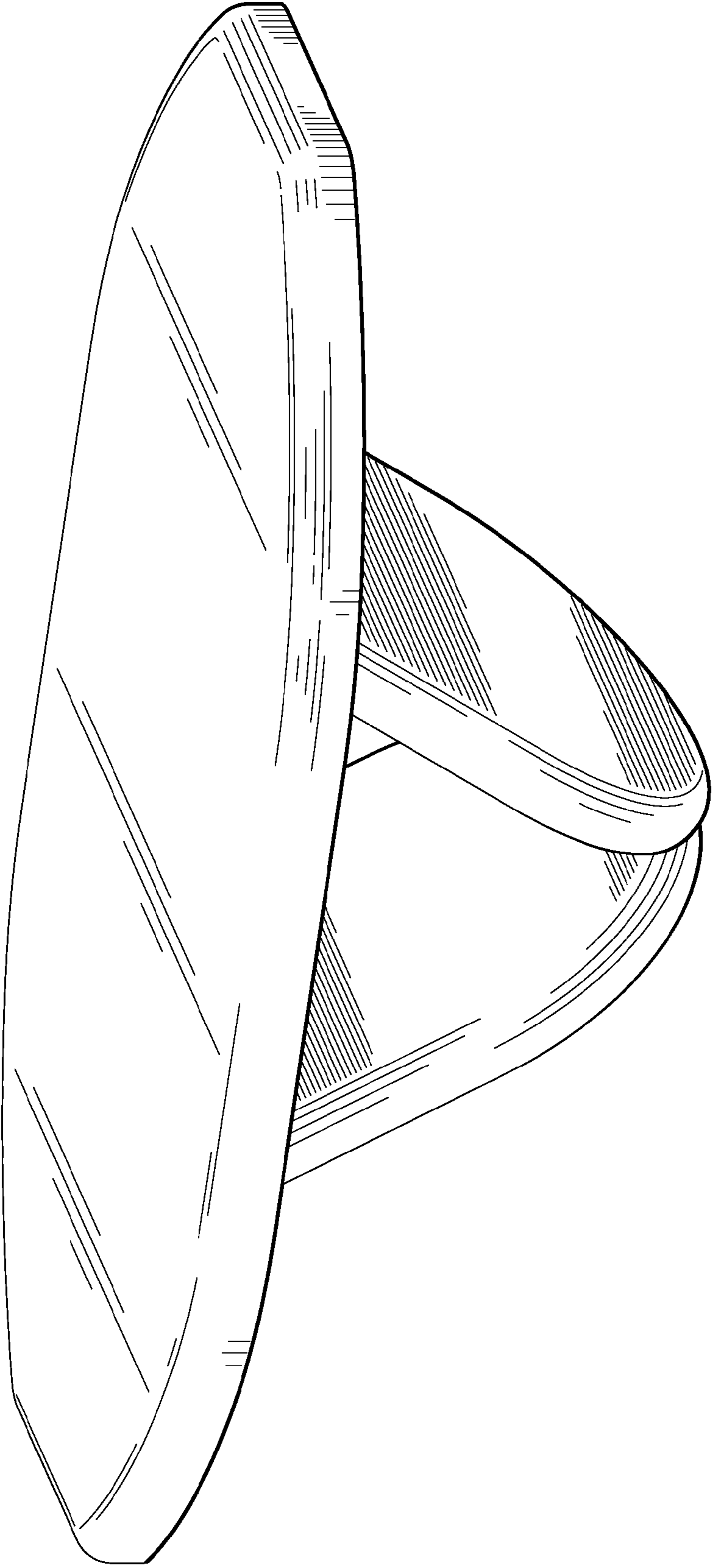


FIG. 1

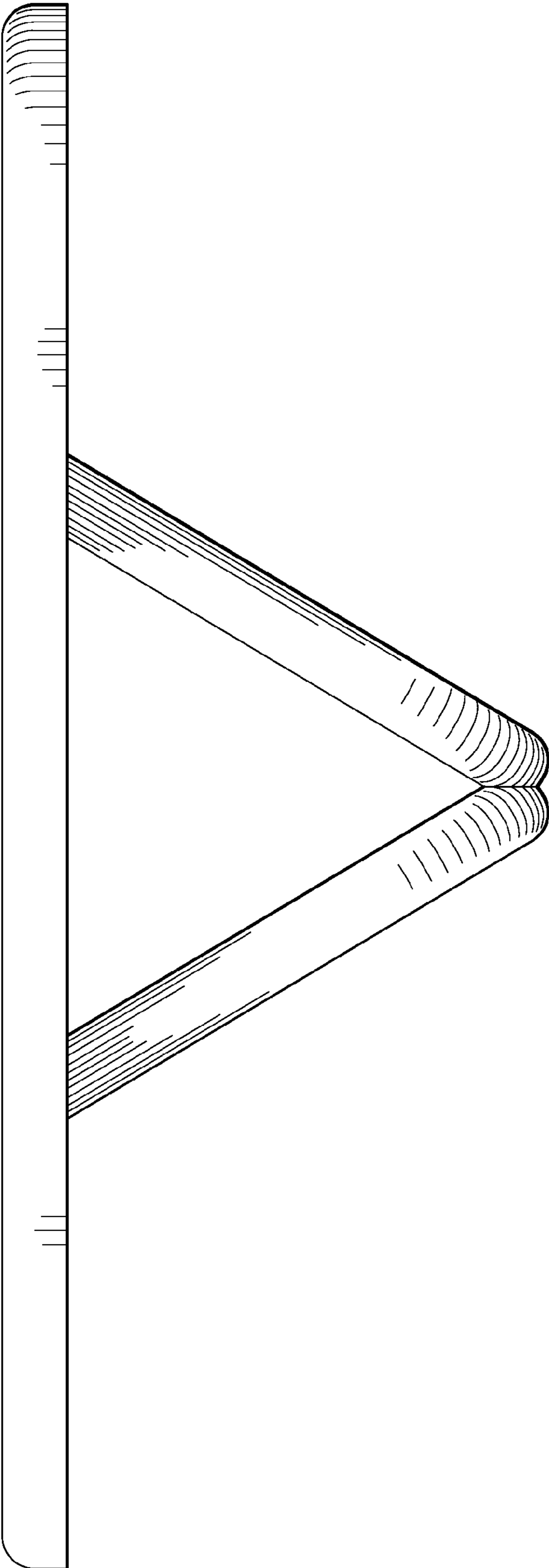


FIG. 2

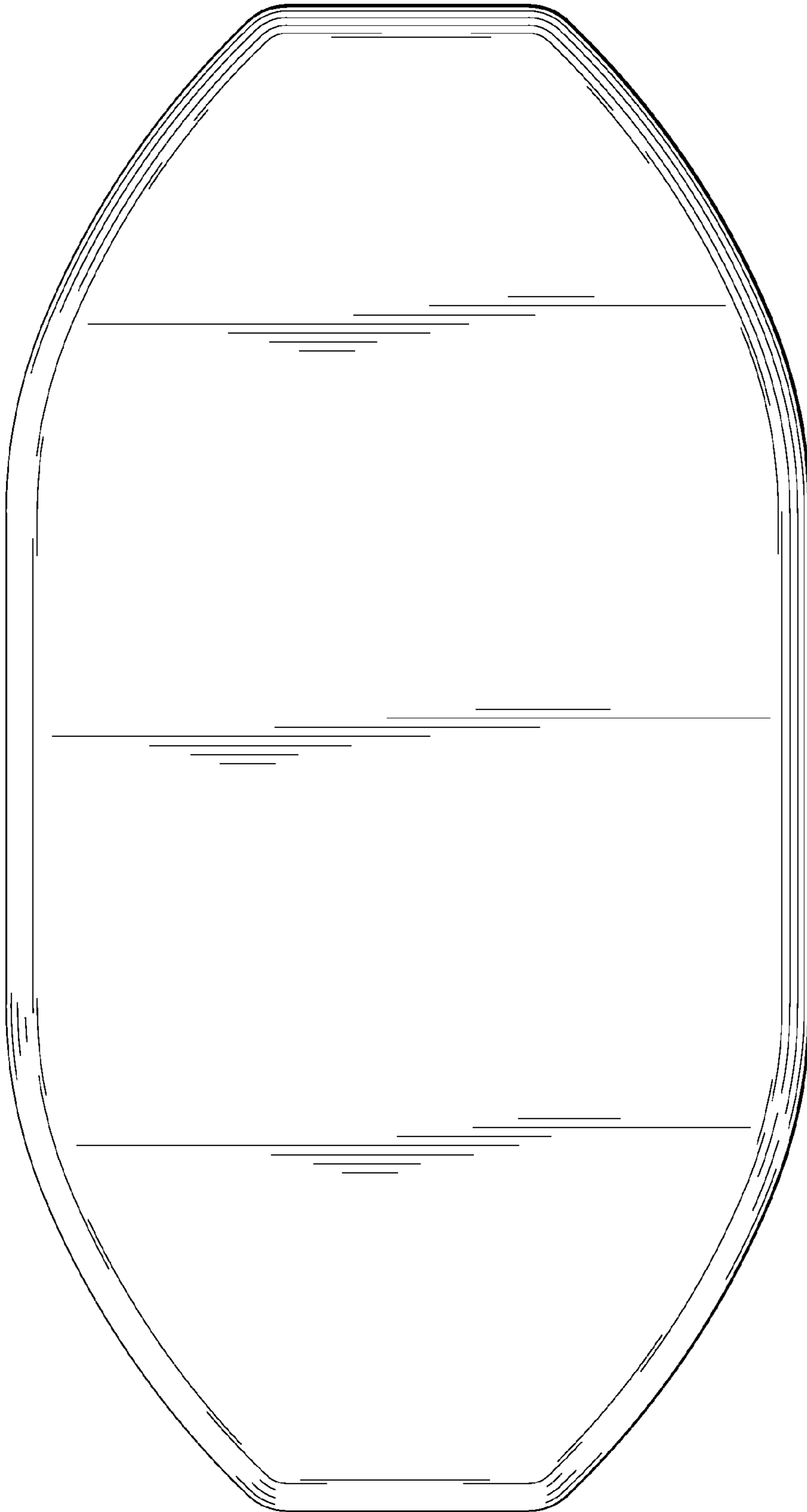


FIG. 3

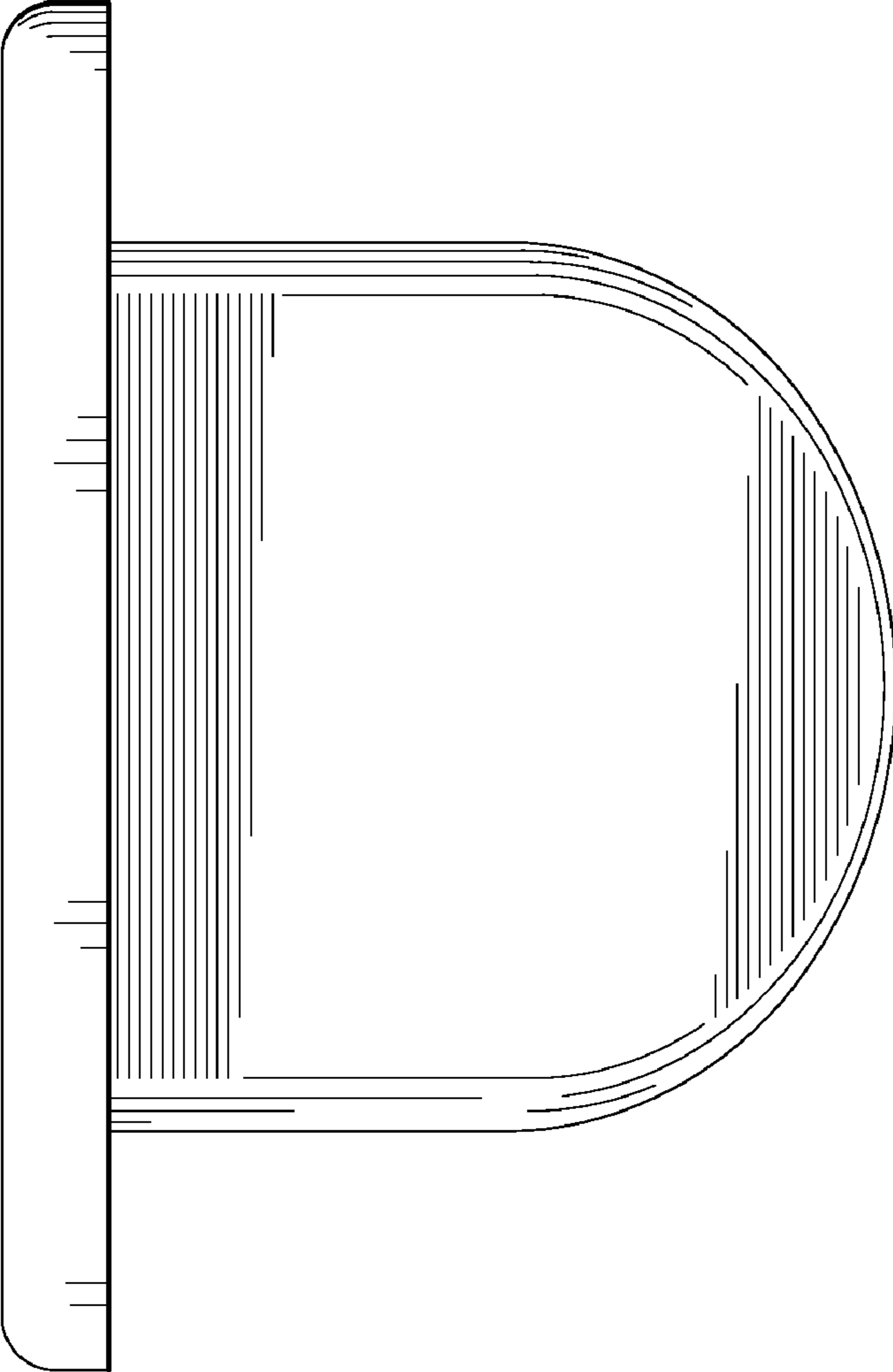


FIG. 4

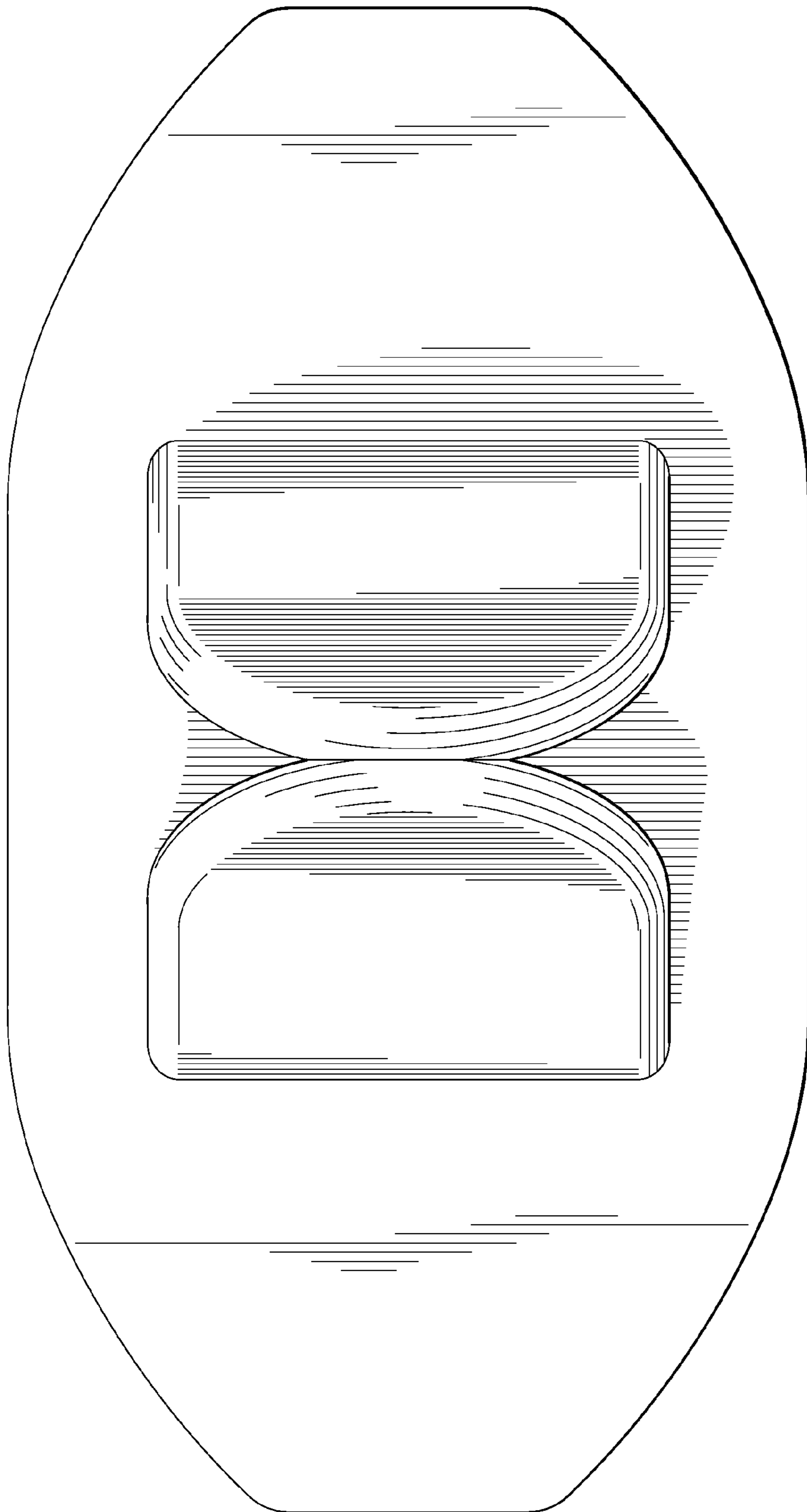


FIG. 5