



US00D613057S

(12) **United States Design Patent**  
**Overton**

(10) **Patent No.:** **US D613,057 S**  
(45) **Date of Patent:** **\*\* Apr. 6, 2010**

(54) **EXPANDABLE POUCH COMBINED WITH BELT**

(76) **Inventor:** **Kimberley Overton**, 604 W. 9th St., Ste. C, Austin, TX (US) 78701

(\*\*) **Term:** **14 Years**

(21) **Appl. No.:** **29/303,643**

(22) **Filed:** **Feb. 13, 2008**

(51) **LOC (9) Cl.** ..... **03-01**

(52) **U.S. Cl.** ..... **D3/226**

(58) **Field of Classification Search** ..... D3/224,  
D3/226, 215, 230, 232; 224/224, 587, 660,  
224/664, 677; 383/59, 61, 61.2, 69, 85;  
D2/625–627

See application file for complete search history.

(56) **References Cited**

**U.S. PATENT DOCUMENTS**

D29,490 S *	10/1898	Varni-Gardinier	.....	D3/224
5,060,835 A	10/1991	Payne		
5,150,824 A	9/1992	Alvarez et al.		
D334,471 S	4/1993	Yerby et al.		
D343,292 S	1/1994	Copeland		
5,294,031 A	3/1994	Volpei et al.		
5,353,975 A	10/1994	Libertucci		
5,425,719 A *	6/1995	Lessing, Jr.	.....	224/664
5,540,366 A	7/1996	Coomber		
5,645,205 A	7/1997	Kennedy		
D409,380 S	5/1999	Angus et al.		
6,016,772 A *	1/2000	Noyes	.....	224/664
D473,048 S	4/2003	DiLorenzo		

(Continued)

*Primary Examiner*—Catherine R Oliver

(74) *Attorney, Agent, or Firm*—Robert L. Epstein; Epstein Drangel Bazerman & James, LLP

(57) **CLAIM**

I claim the ornamental design for the expandable pouch combined with belt, as shown and described.

**DESCRIPTION**

FIG. 1 is a front elevational view of an expandable pouch combined with belt.

FIG. 2 is a rear elevational view of the embodiment of FIG. 1.

FIG. 3 is a front view of an empty pouch according to the present invention.

FIG. 4 is a front view of a expanded pouch according to the present invention.

FIG. 5 is a rear view of an empty pouch according to the present invention.

FIG. 6 is a rear view of an empty pouch according to the present invention with the pleats in the back fabric pushed slightly apart.

FIG. 7 is a rear view of a expanded pouch according to the present invention.

FIG. 8 is a top down view of an empty pouch according to the present invention; and,

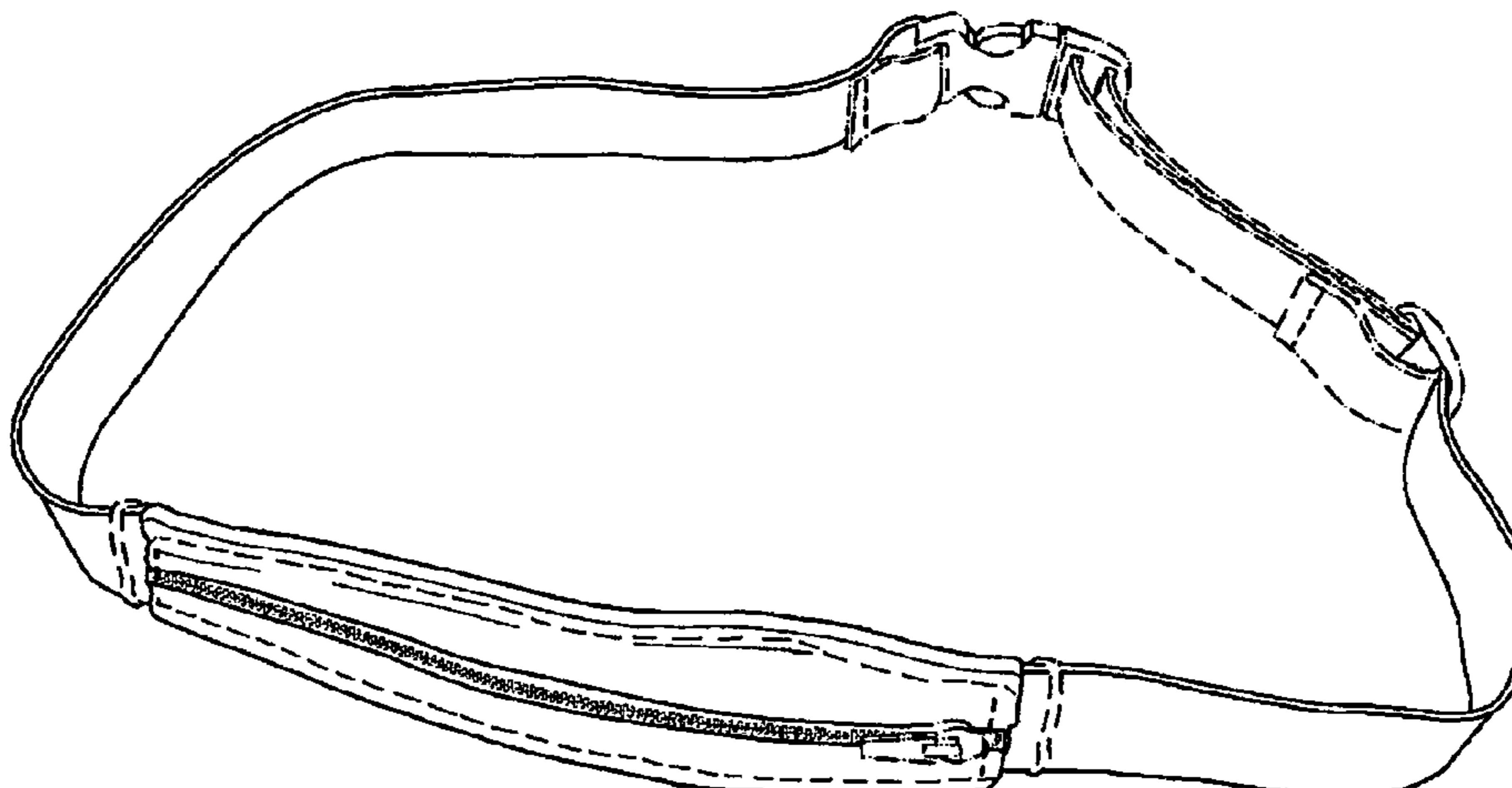
FIG. 9 is a bottom up view of an empty pouch according to the present invention.

FIGS. 3–9 are shown broken away to indicate indeterminate length and for convenience of illustration.

The broken lines showing the buckles, slides, zipper, zipper teeth and the stitch tacks and snap hooks at either end of the zipper fastener are for illustrative purposes only and form no part of the claimed design.

The article in which the present design is embodied is a compact yet expandable pouch, formed from a single piece of elastic fabric and having pleats in the back. When empty, the pouch is preferably approximately the same width and thickness as the belt holding the pouch in place, and yet the pouch's width and thickness (and thus its internal volume) can expand up to 300–400% or more to hold larger items or a large number of small items.

**1 Claim, 5 Drawing Sheets**



# US D613,057 S

Page 2

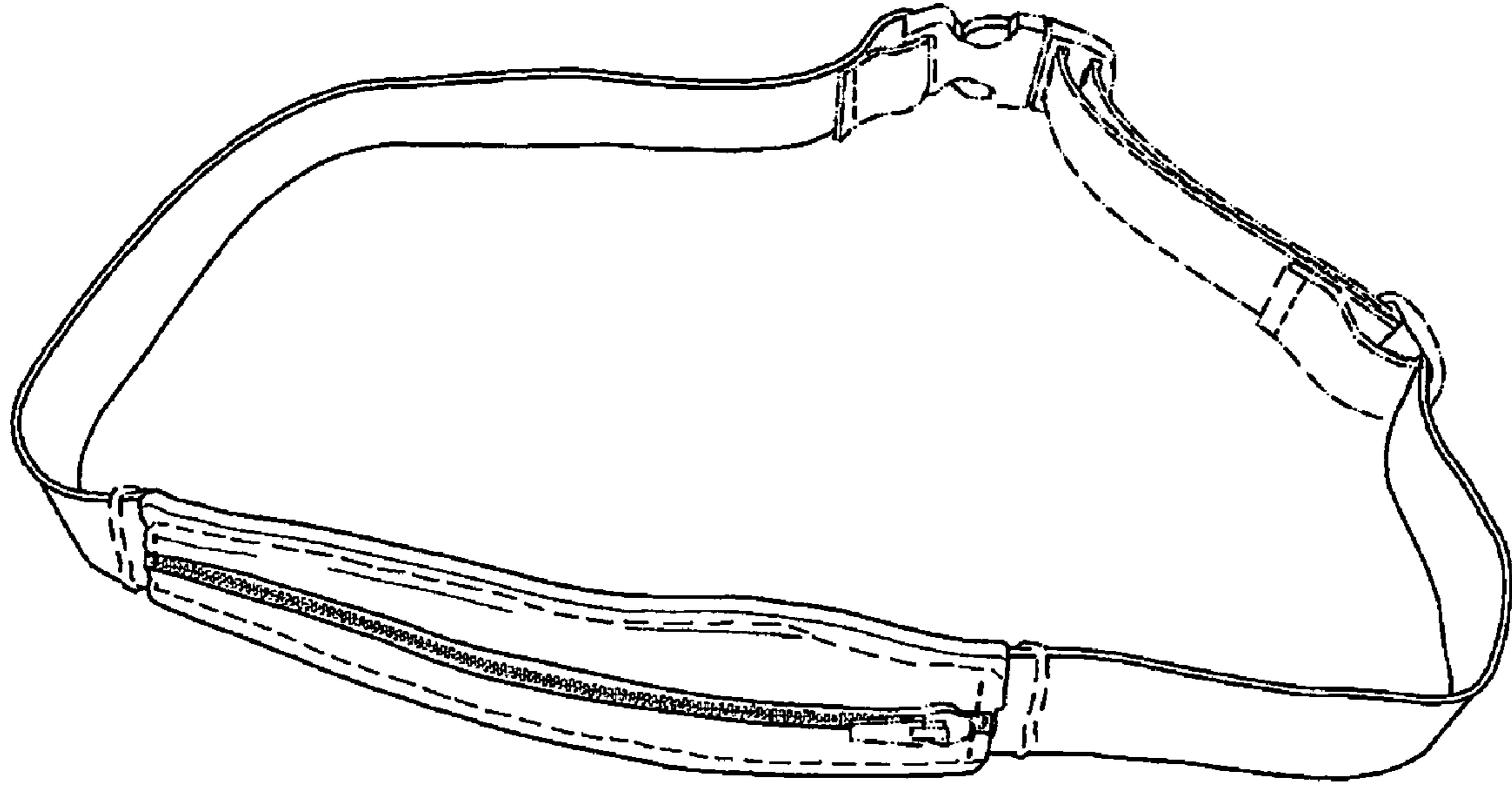
---

## U.S. PATENT DOCUMENTS

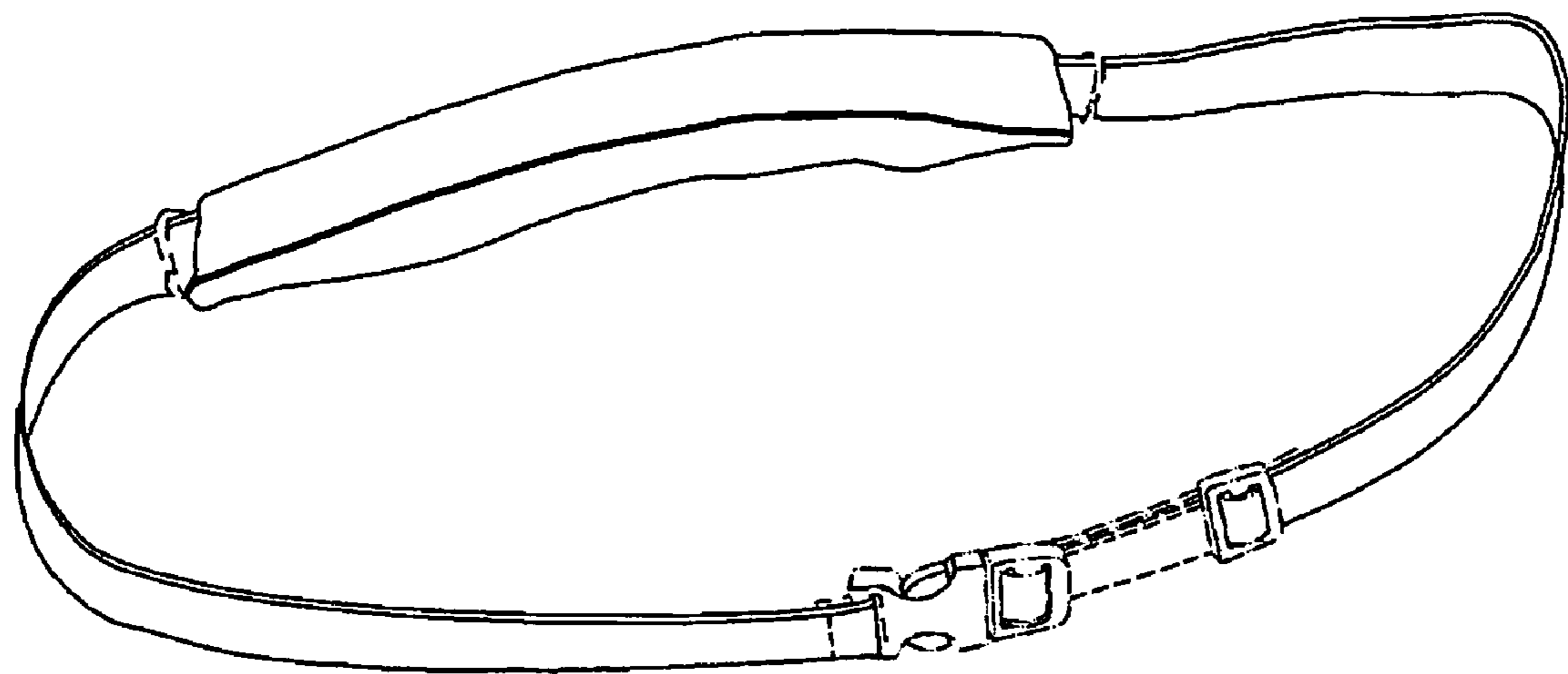
6,698,636 B2 3/2004 Angus et al.  
D490,238 S 5/2004 Bristel  
6,971,562 B2 12/2005 Willows et al.

D553,853 S \* 10/2007 Willows et al. .... D3/226  
D553,854 S \* 10/2007 Willows et al. .... D3/226


\* cited by examiner



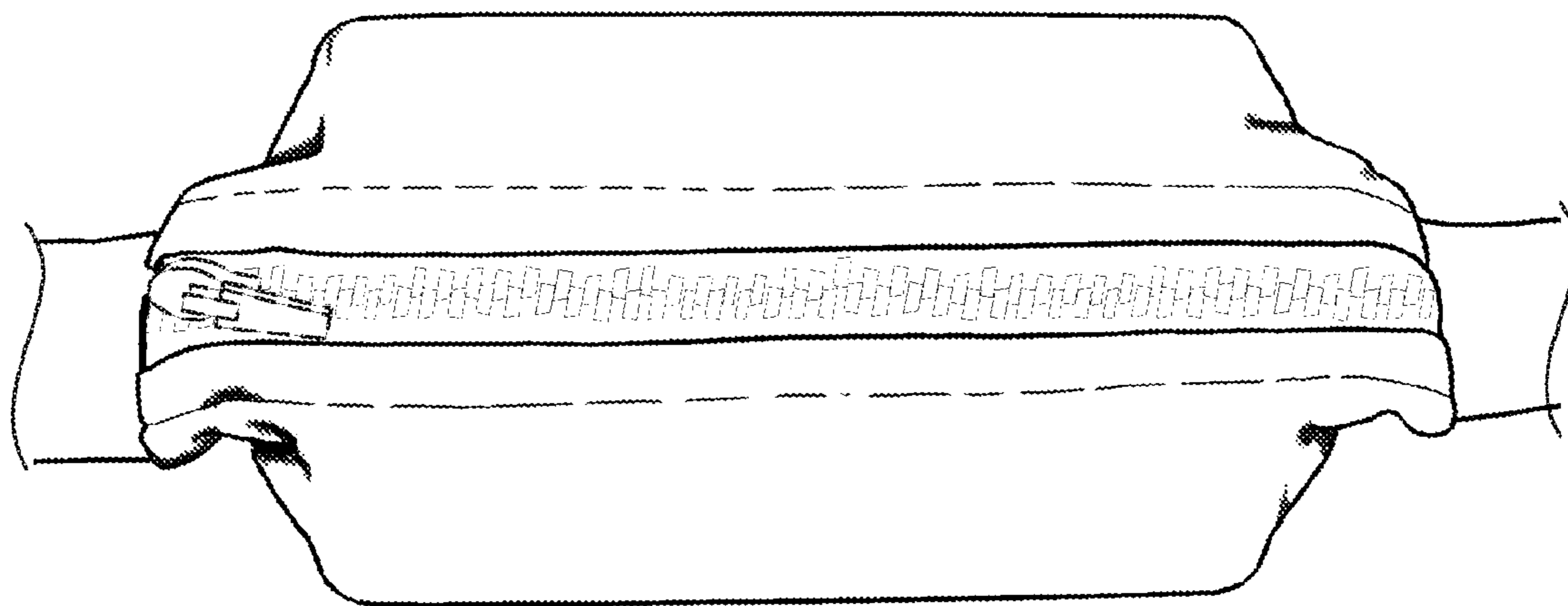
*FIG. 1*



*FIG. 2*




*FIG. 3*




*FIG. 4*




*FIG. 5*



*FIG. 6*



*FIG. 7*



*FIG. 8*



*FIG. 9*