



US00D613054S

(12) **United States Design Patent**
Morszeck

(10) **Patent No.:** **US D613,054 S**

(45) **Date of Patent:** **** Apr. 6, 2010**

(54) **CASE FOR TRAVEL ITEMS**

(76) **Inventor:** **Dieter Morszeck**, Scheffelstrasse 21,
50935 Cologne (DE)

(**) **Term:** **14 Years**

(21) **Appl. No.:** **29/309,508**

(22) **Filed:** **Aug. 26, 2008**

(30) **Foreign Application Priority Data**

Mar. 17, 2008 (EP) 000899083

(51) **LOC (9) Cl.** **03-01**

(52) **U.S. Cl.** **D3/205; D3/301**

(58) **Field of Classification Search** D3/201,
D3/203.1, 205, 289, 301, 900, 901; 190/100,
190/124, 903; 206/38, 235, 581, 823

See application file for complete search history.

(56) **References Cited**

U.S. PATENT DOCUMENTS

2,038,319	A *	4/1936	Stanley	132/312
2,623,566	A *	12/1952	Kibler	190/125
D285,626	S *	9/1986	Yen	D3/292
D354,622	S *	1/1995	Lovell	D3/281
D357,117	S *	4/1995	Huang	D3/276
D385,109	S *	10/1997	Staheli	D3/281
D417,781	S *	12/1999	Staheli	D3/282
D448,164	S *	9/2001	Kolpin	D3/262
D452,612	S *	1/2002	Alexandroff	D3/265
D512,216	S *	12/2005	Joyce	D3/203.6
D529,717	S *	10/2006	Brancky	D3/285

D544,711	S *	6/2007	Mundy et al.	D3/247
D568,047	S *	5/2008	Brancky	D3/284
D587,015	S *	2/2009	Le Coq et al.	D3/321
D588,799	S *	3/2009	Garland et al.	D3/205
2004/0195135	A1 *	10/2004	Seamon	206/459.1

* cited by examiner

Primary Examiner—Philip S Hyder

Assistant Examiner—Roselynn Cody

(74) *Attorney, Agent, or Firm*—Otilia Gabor; Miles & Stockbridge

(57) **CLAIM**

The ornamental design for a case for travel items, as shown and described.

DESCRIPTION

FIG. 1 is a perspective view of a case for travel items, showing my new design;

FIG. 2 is a side perspective view;

FIG. 3 is a top perspective view;

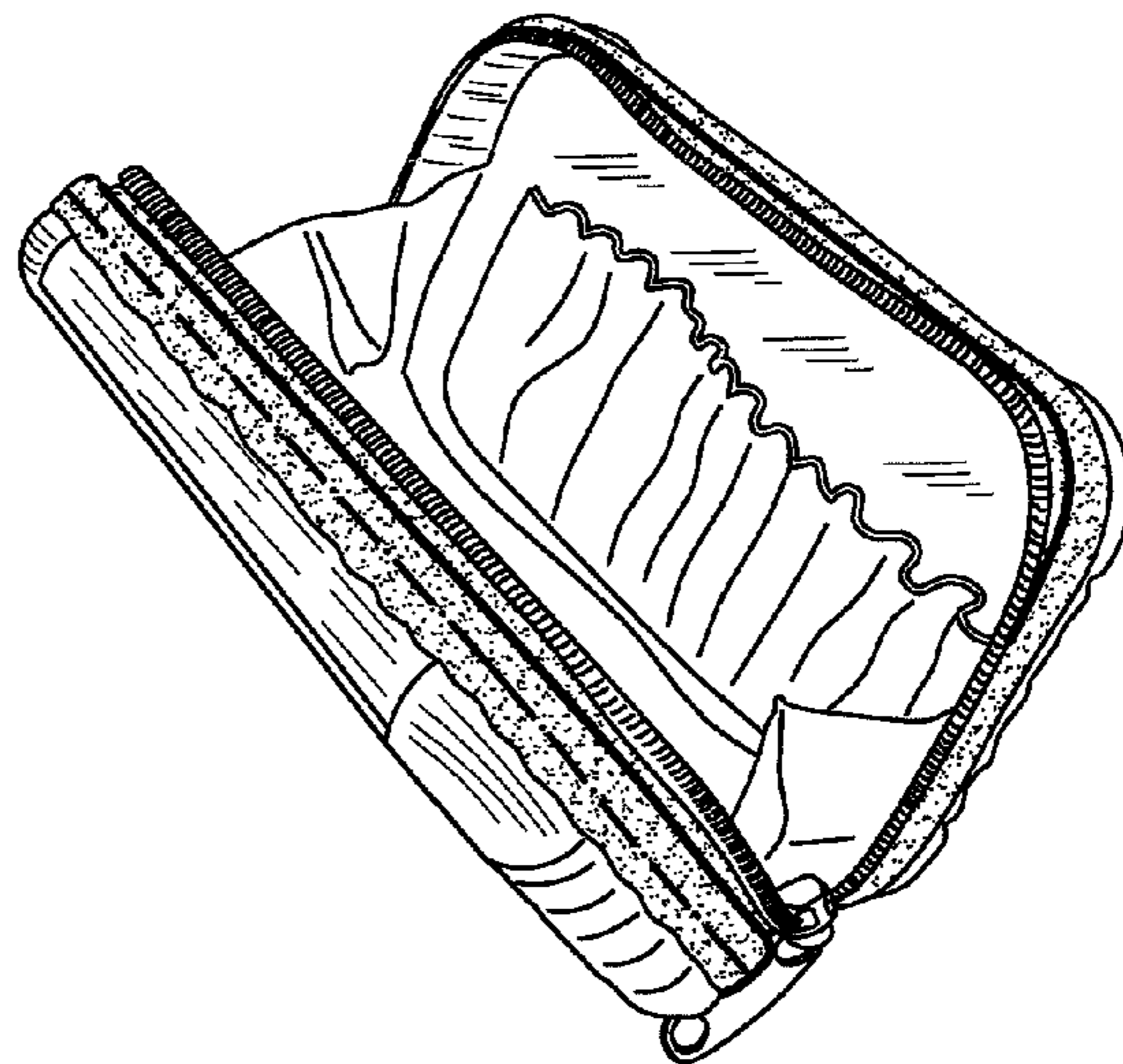

FIG. 4 is a bottom perspective view;

FIG. 5 is an end perspective view; and,

FIG. 6 is a perspective view similar to FIG. 1 showing the case for travel items open.

The dashed lines in all figures, as well as the rectangle formed by dotted lines within the rectangle at the center bottom of the case in FIG. 4, indicate stitching and are part of the claimed design.

1 Claim, 3 Drawing Sheets



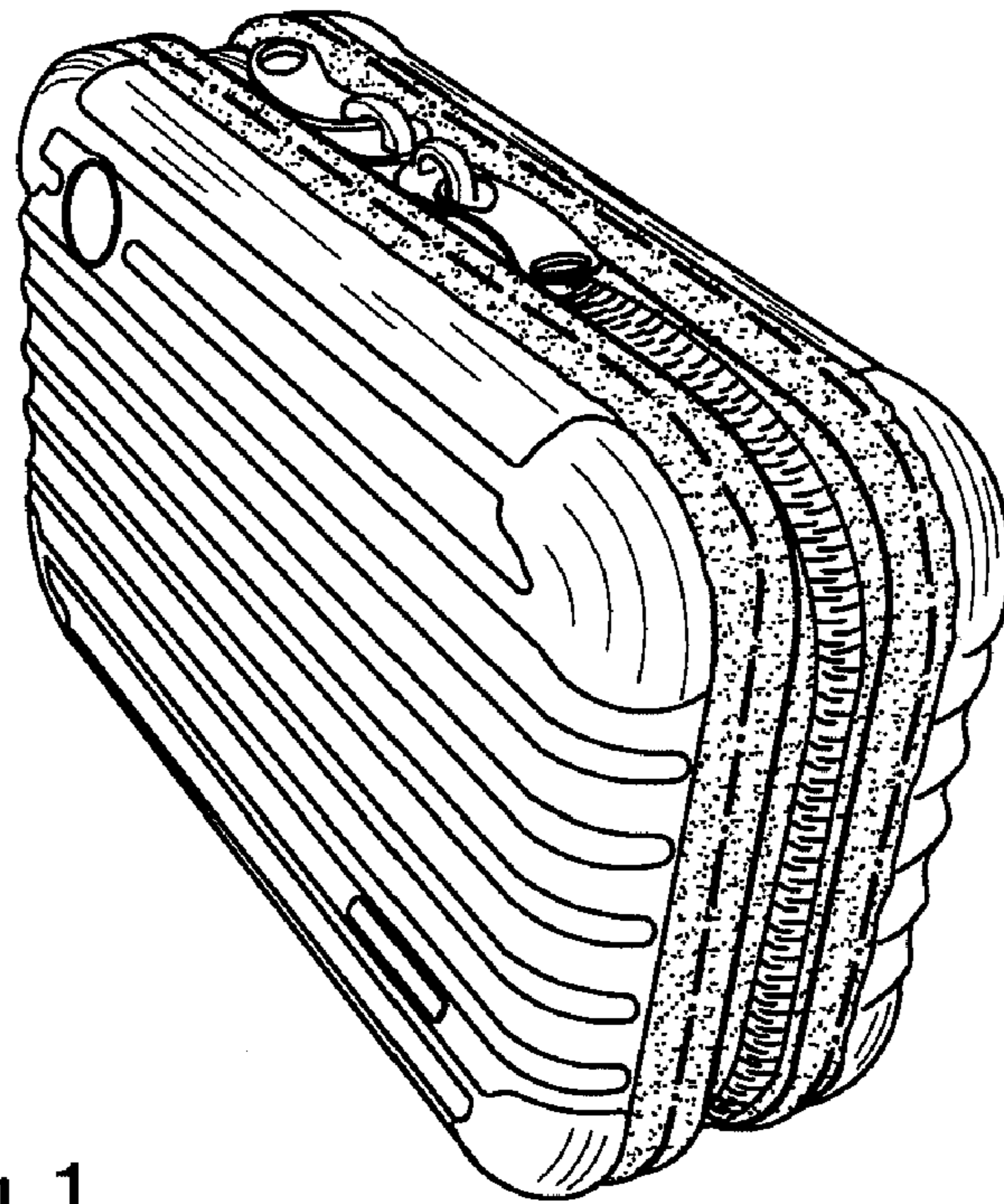


Fig. 1




Fig. 2

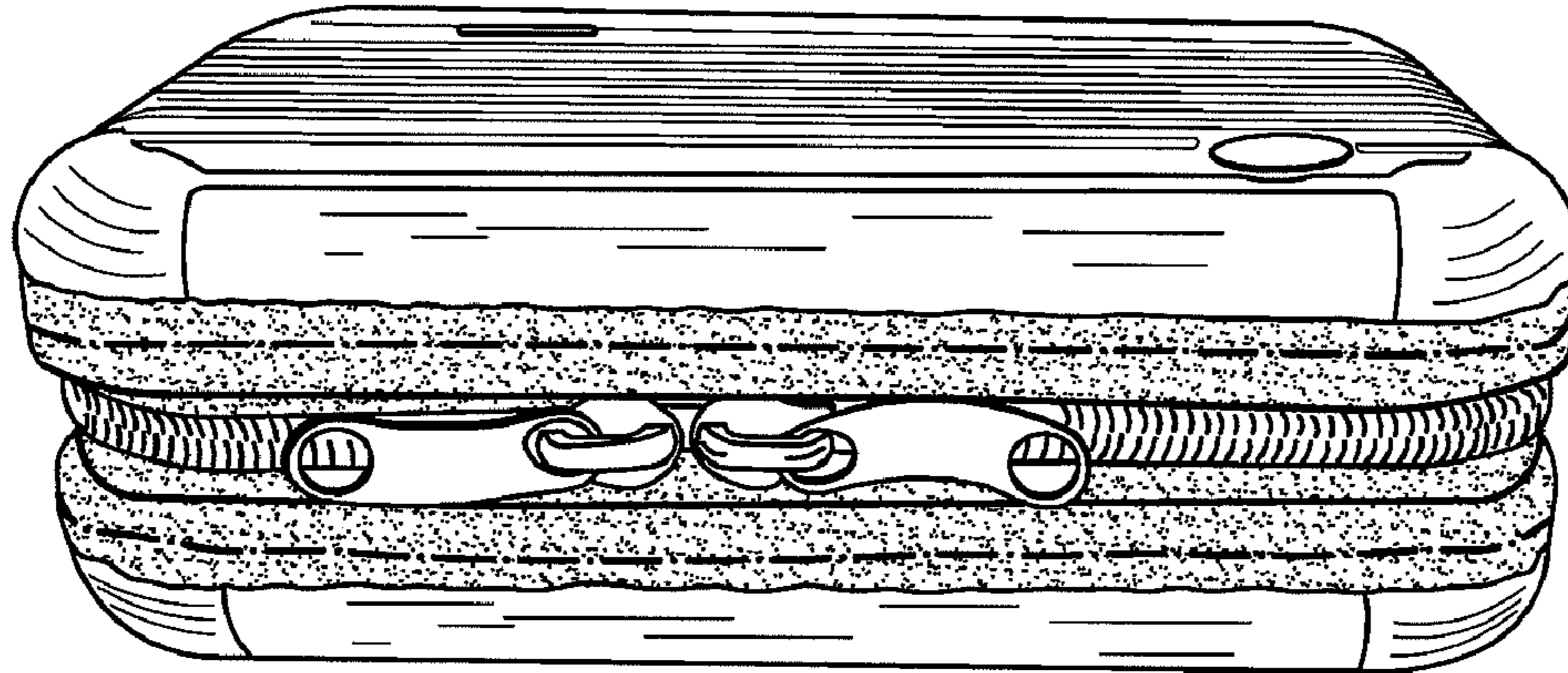


Fig.3




Fig.4

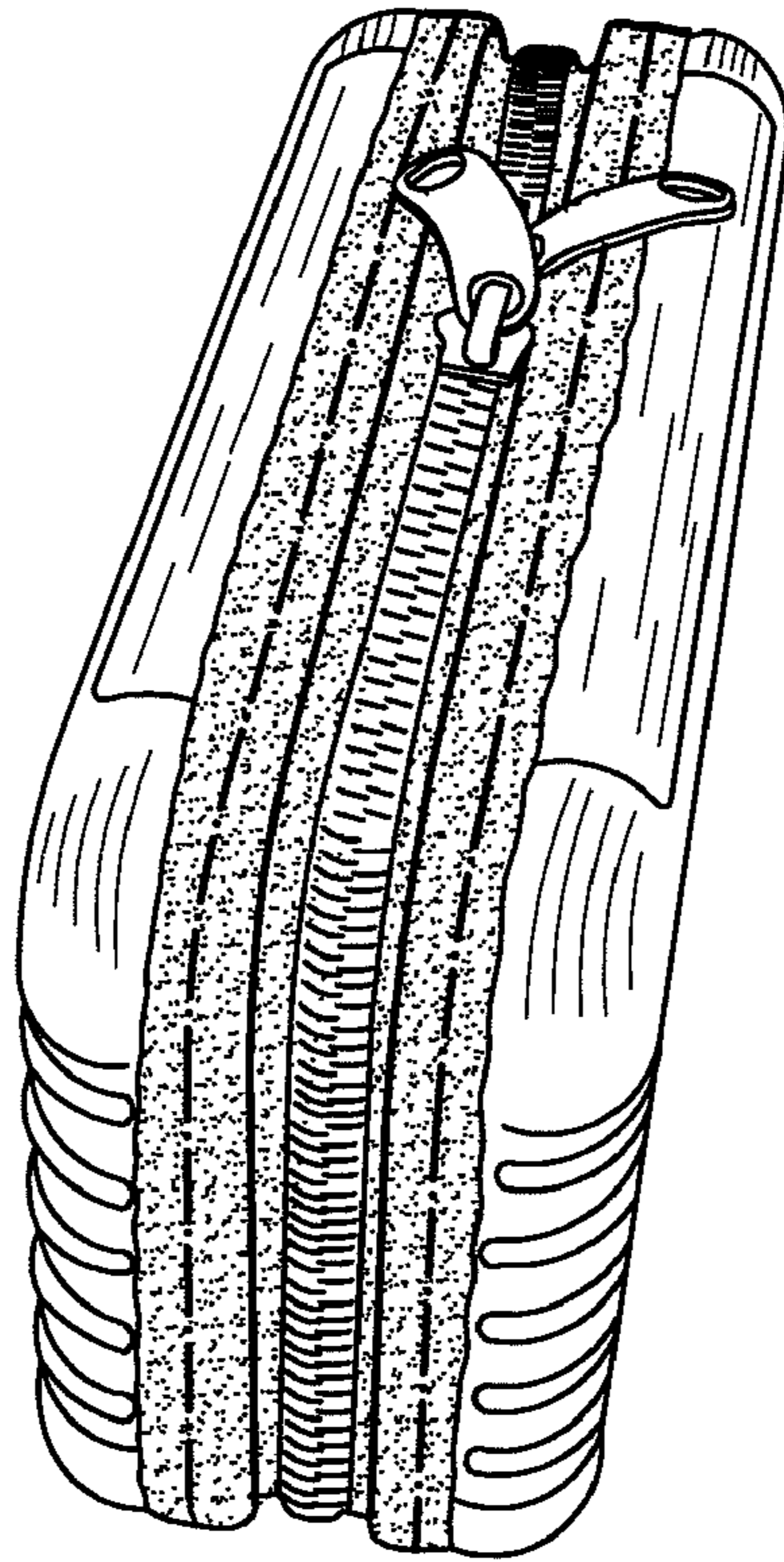


Fig.5

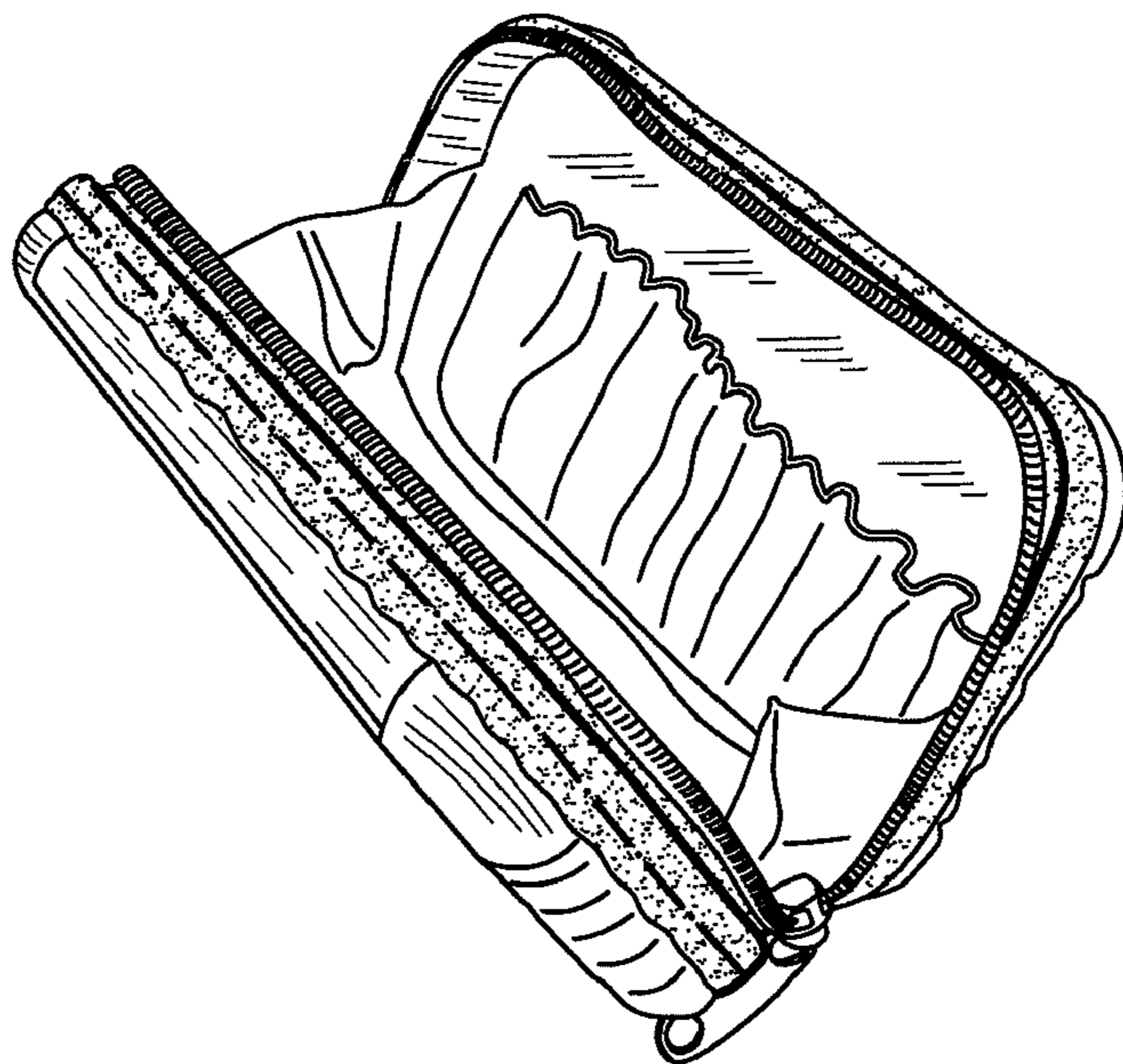


Fig.6