



US00D613051S

(12) **United States Design Patent**
Guers-Neyraud

(10) **Patent No.:** **US D613,051 S**
(45) **Date of Patent:** **** Apr. 6, 2010**

(54) **FOOTWEAR**

(75) Inventor: **Elisabeth Guers-Neyraud**, Paris (FR)

(73) Assignee: **J. Choo Limited**, London (GB)

(**) Term: **14 Years**

(21) Appl. No.: **29/313,239**

(22) Filed: **Dec. 17, 2008**

(30) **Foreign Application Priority Data**

Jun. 19, 2008 (EM) 000958723-0007
Jun. 19, 2008 (EM) 000958723-0008

(51) **LOC (9) Cl.** **02-99**

(52) **U.S. Cl.** **D2/971**

(58) **Field of Classification Search** D2/896,
D2/916-918, 925-942, 946, 969, 971; 36/1,
36/83, 8.3, 45-58, 11.5

See application file for complete search history.

(56) **References Cited**

U.S. PATENT DOCUMENTS

D98,341 S * 1/1936 Liberty D2/930
D98,353 S * 1/1936 Liberty D2/934
D98,570 S * 2/1936 Atkins D2/933
D101,256 S * 9/1936 Ludwig D2/930
D101,295 S * 9/1936 Tupper D2/933
D103,413 S * 3/1937 Sholtz D2/931
D103,497 S * 3/1937 Heinlein D2/936
D104,733 S 6/1937 Wertheim
D108,126 S 1/1938 Maling
D111,677 S * 10/1938 De Liso D2/930
D123,592 S * 11/1940 Elkin D2/931
D152,571 S 2/1949 Sandler
D161,150 S * 12/1950 Abowitz D2/932

D557,002 S 12/2007 Lawler
D557,004 S 12/2007 Guers-Neyraud
D562,540 S 2/2008 Guers-Neyraud
D567,497 S 4/2008 Choi et al.
D572,895 S * 7/2008 Lawler D2/971

OTHER PUBLICATIONS

U.S. Appl. No. 29/301,026, filed Feb. 5, 2008—First named inventor Daniel Lawler.

U.S. Appl. No. 29/313,241, filed Dec. 17, 2008—First named inventor Elisabeth Guers-Neyraud.

U.S. Appl. No. 29/313,247, filed Dec. 17, 2008—First named inventor Elisabeth Guers-Neyraud.

* cited by examiner

Primary Examiner—Dominic Simone

(74) *Attorney, Agent, or Firm*—Fross Zelnick Lehrman & Zissu, P.C.; Lawrence E. Apolzon, Esq.

(57) **CLAIM**

The ornamental design for footwear, as shown and described.

DESCRIPTION

FIG. 1 is a front perspective view of a shoe showing my footwear design;

FIG. 2 is a left side view of the footwear shown in FIG. 1;

FIG. 3 is a right side view of the footwear shown in FIG. 1;

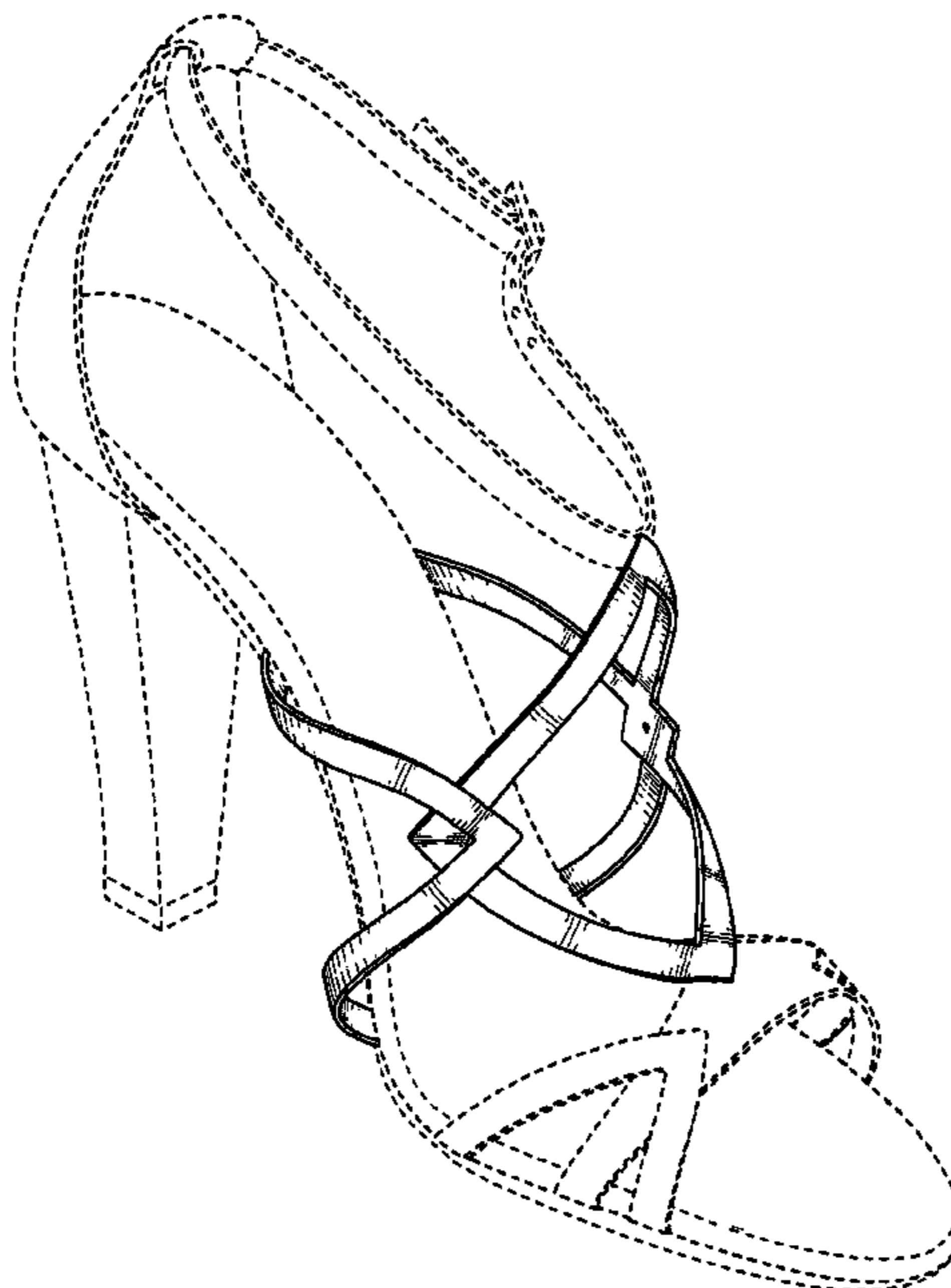
FIG. 4 is a front view of the footwear shown in FIG. 1;

FIG. 5 is a rear view of the footwear shown in FIG. 1; and,

FIG. 6 is a top view of the footwear shown in FIG. 1.

The broken line showing of the sole, heel, heel cap, buckle, buckle holes, portions of the straps, rear portion of the shoe, heel cup, front portion of the shoe, and footbed is for illustrative purposes only and forms no part of the claimed design.

1 Claim, 6 Drawing Sheets



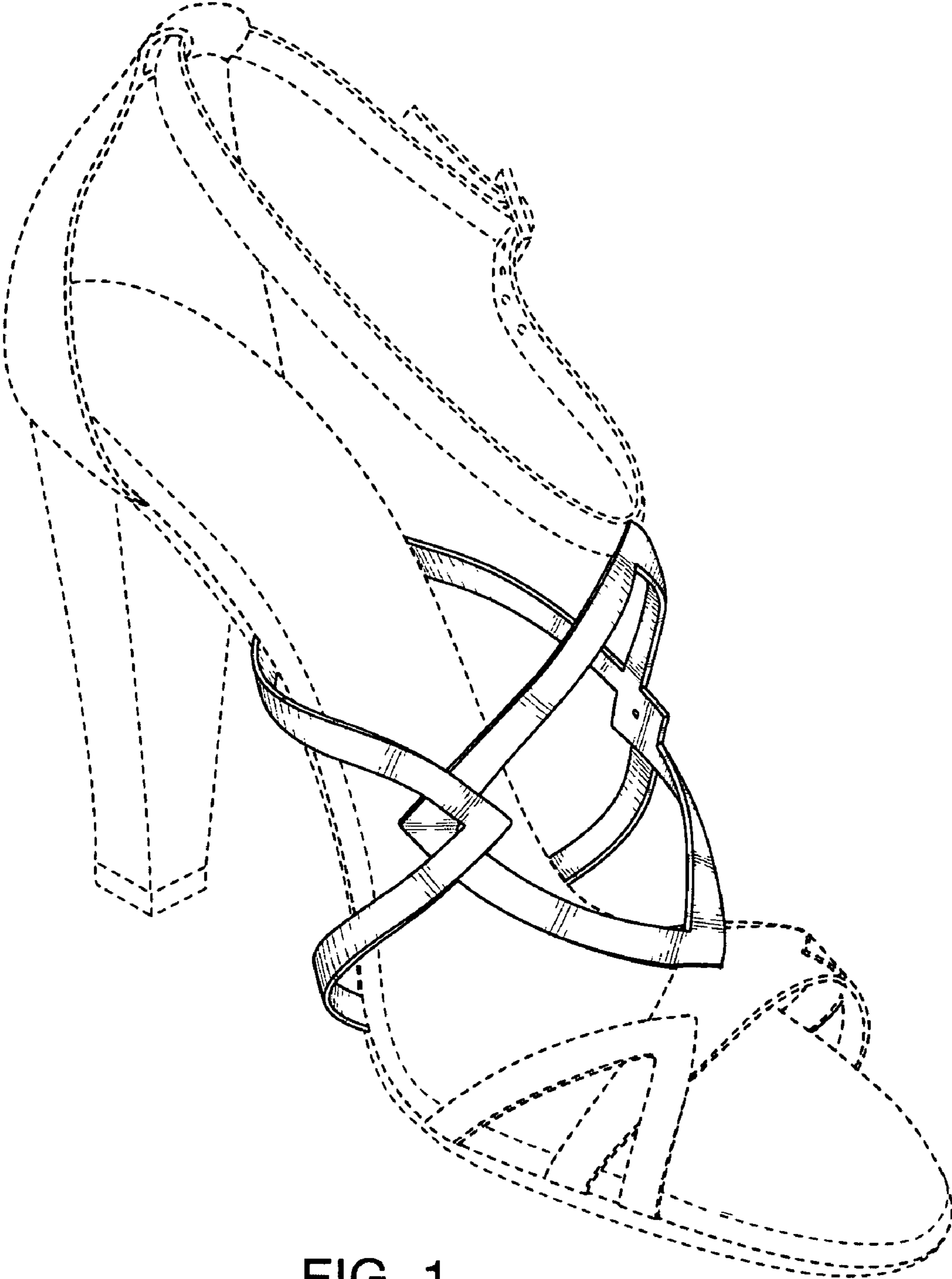


FIG. 1

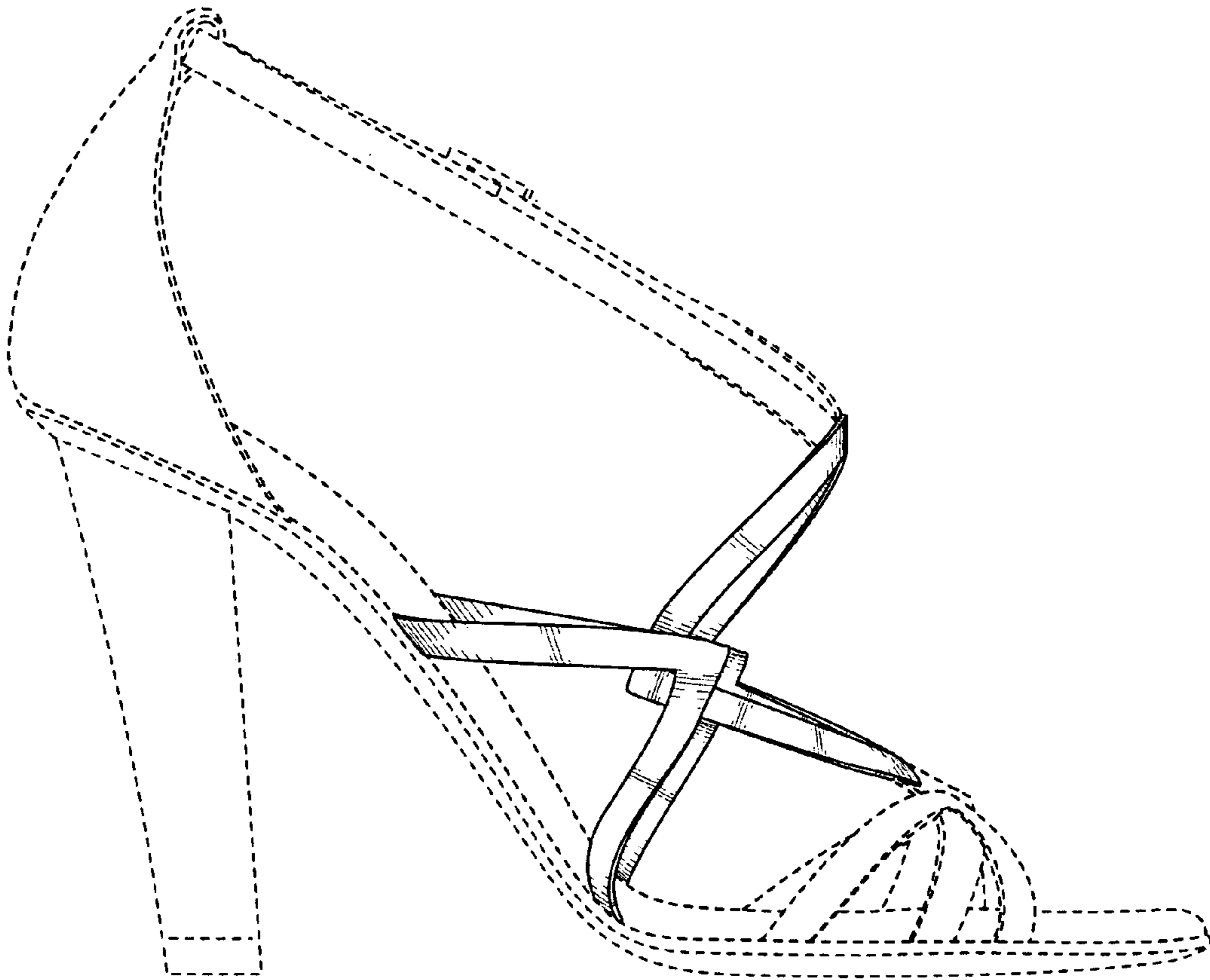


FIG. 2

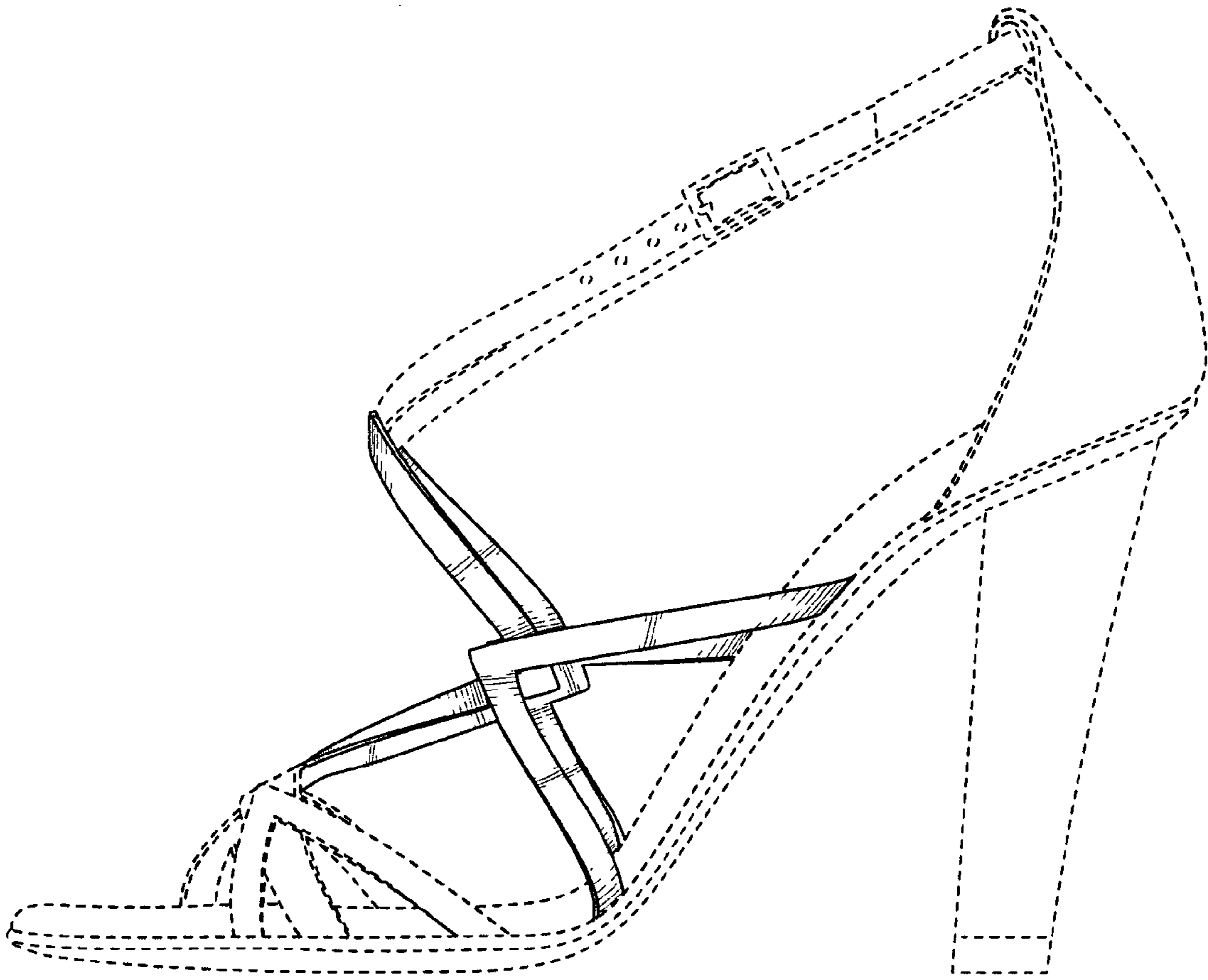


FIG. 3

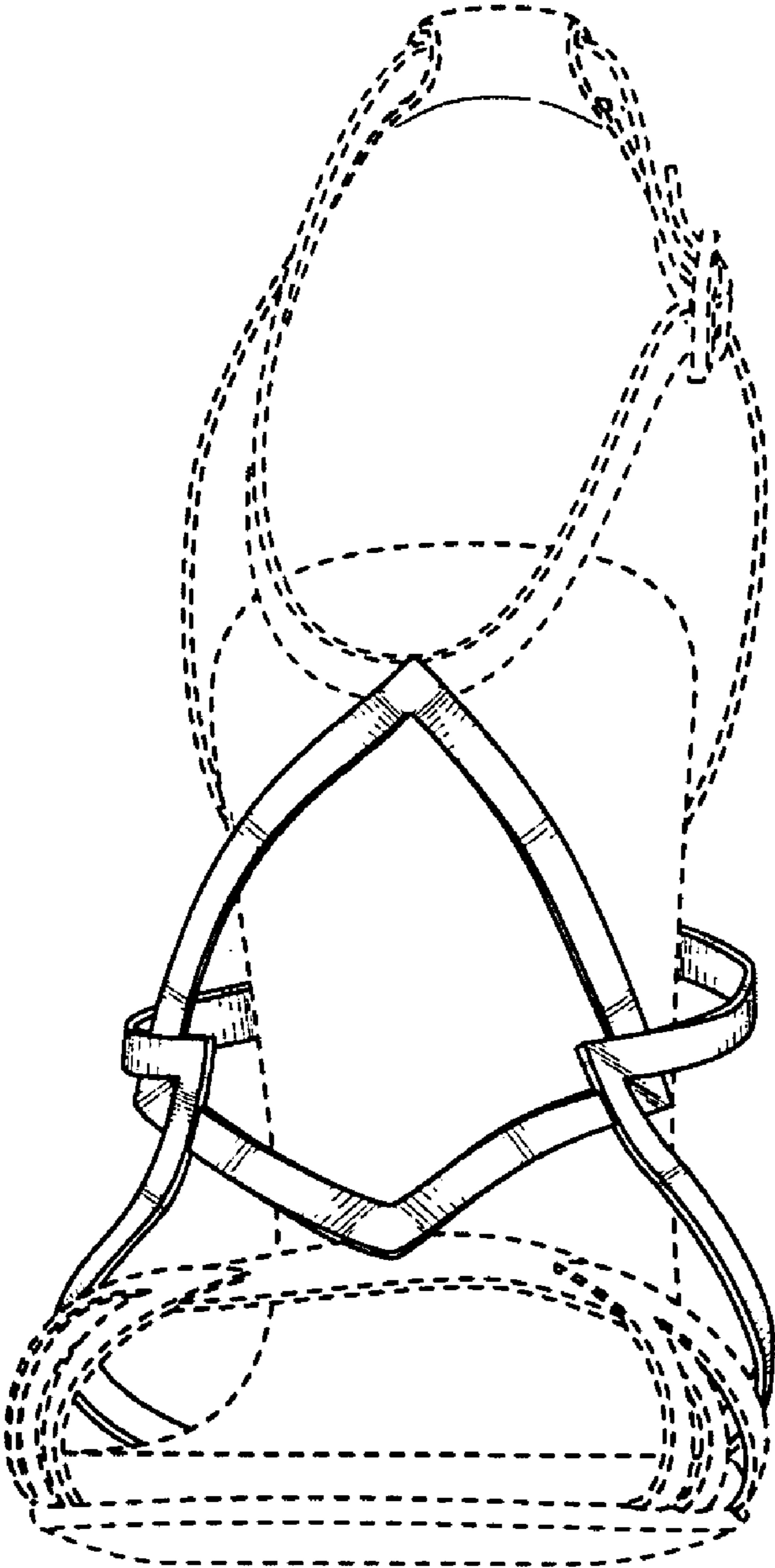


FIG. 4

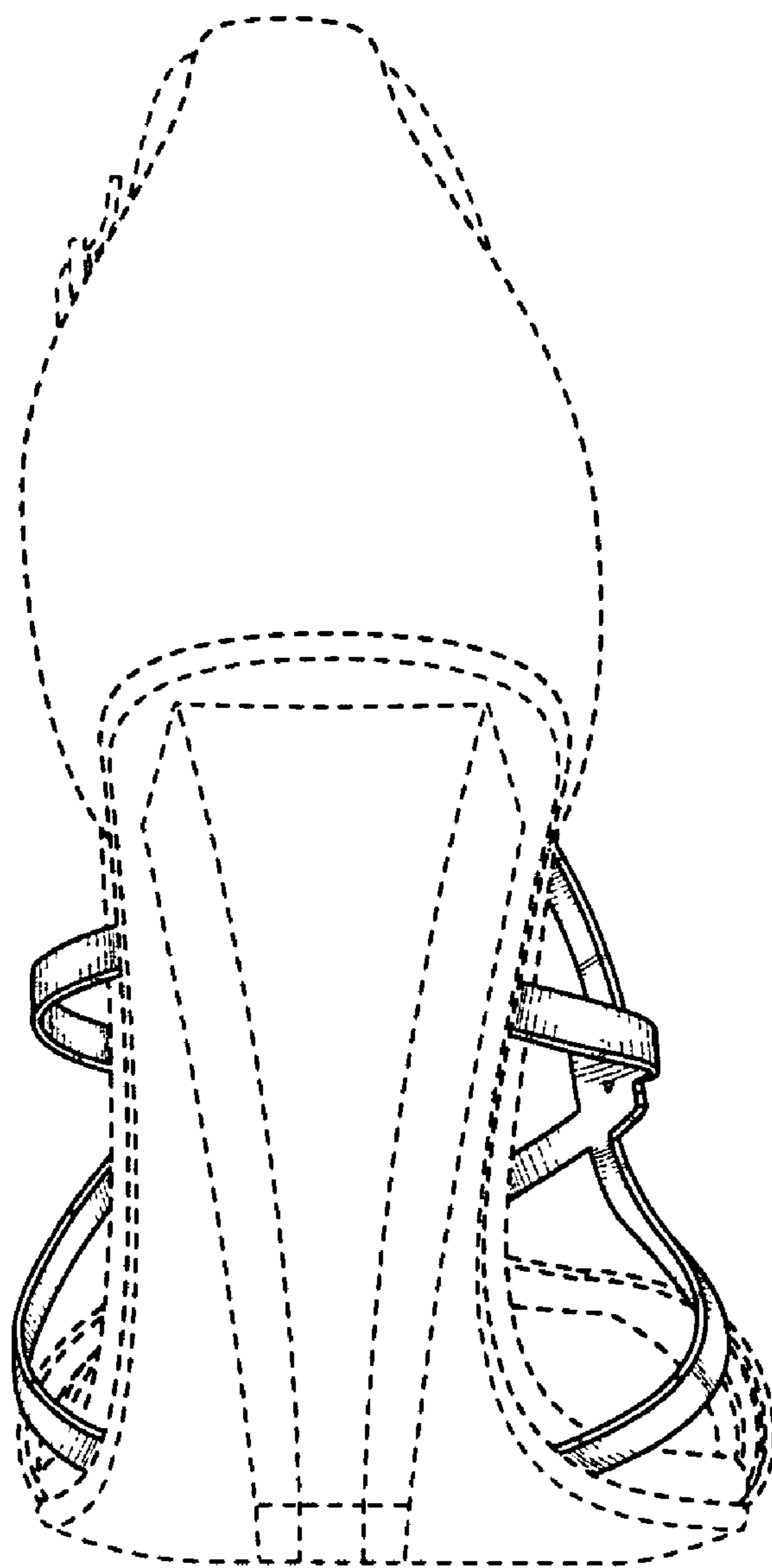


FIG. 5

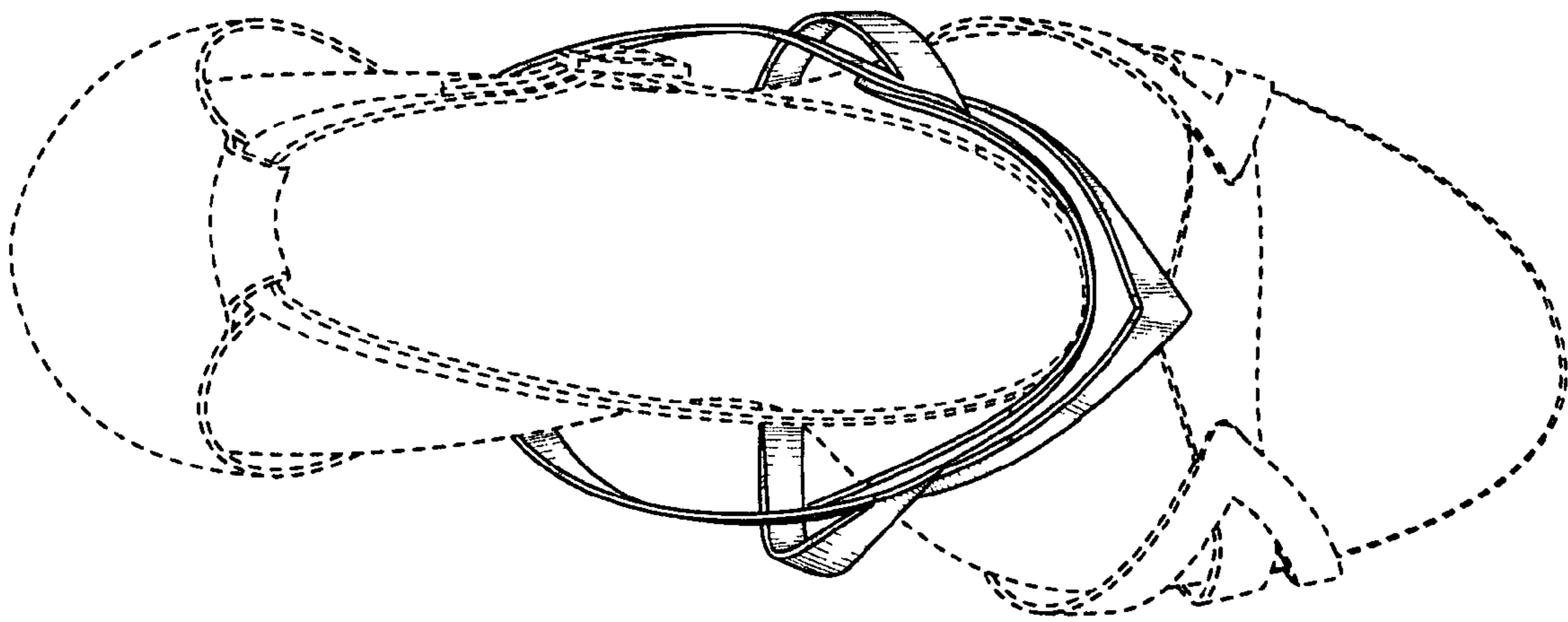


FIG. 6