



US00D613050S

(12) **United States Design Patent**  
**Lawler**

(10) **Patent No.:** **US D613,050 S**

(45) **Date of Patent:** **\*\* Apr. 6, 2010**

(54) **FOOTWEAR**

(75) Inventor: **Daniel Lawler**, London (GB)

(73) Assignee: **J. Choo Limited**, London (GB)

(\*\*) Term: **14 Years**

(21) Appl. No.: **29/313,235**

(22) Filed: **Dec. 17, 2008**

(30) **Foreign Application Priority Data**

Jun. 19, 2008 (EM) ..... 000958723-0003

(51) **LOC (9) Cl.** ..... **02-99**

(52) **U.S. Cl.** ..... **D2/971**

(58) **Field of Classification Search** ..... D2/896,  
D2/916-918, 925-942, 946, 969, 971; 36/1,  
36/83, 8.3, 45-58, 11.5

See application file for complete search history.

(56) **References Cited**

**U.S. PATENT DOCUMENTS**

D88,864 S	1/1933	Elkin	
D90,538 S	8/1933	Miller	
D92,368 S *	5/1934	Perugia	D2/935
D94,167 S *	12/1934	Samuels	D2/935
D95,333 S *	4/1935	Goldberg	D2/941
D97,210 S *	10/1935	Shapiro	D2/933
D97,667 S *	12/1935	Buraglia	D2/934
D98,356 S *	1/1936	Liberty	D2/934
D98,357 S *	1/1936	Liberty	D2/934
D98,570 S *	2/1936	Atkins	D2/933
D99,049 S	3/1936	Rosenthal	
D101,295 S *	9/1936	Tupper	D2/933
D102,225 S *	12/1936	Erdos	D2/932
D103,584 S	3/1937	Oswell	

D103,592 S *	3/1937	Perugia	D2/931
D104,733 S *	6/1937	Wertheim	D2/931
D111,677 S *	10/1938	De Liso	D2/930
D156,870 S *	1/1950	Delman	D2/935
D158,302 S *	4/1950	McGee	D2/932
D158,303 S *	4/1950	McGee	D2/932
D529,704 S *	10/2006	Choi	D2/971

**OTHER PUBLICATIONS**

U.S. Appl. No. 29/301,016, filed on Feb. 5, 2008—First named inventor Daniel Lawler.

U.S. Appl. No. 29/313,233, filed on Dec. 17, 2008—First named inventor Daniel Lawler.

Stuart Weitzman, Shoe, printed from Zappos.com, Dec. 6, 2004.

\* cited by examiner

*Primary Examiner*—Dominic Simone

(74) *Attorney, Agent, or Firm*—Fross Zelnick Lehrman & Zissu, P.C.; Lawrence E. Apolzon, Esq.

(57) **CLAIM**

The ornamental design for footwear, as shown and described.

**DESCRIPTION**

FIG. 1 is a front perspective view of a shoe showing my footwear design;

FIG. 2 is a left side view of the footwear shown in FIG. 1;

FIG. 3 is a right side view of the footwear shown in FIG. 1;

FIG. 4 is a front view of the footwear shown in FIG. 1;

FIG. 5 is a rear view of the footwear shown in FIG. 1; and,

FIG. 6 is a top view of the footwear shown in FIG. 1.

The broken line showing of the sole, heel, heel cap, buckles and buckle holes is for illustrative purposes only and forms no part of the claimed design.

**1 Claim, 6 Drawing Sheets**

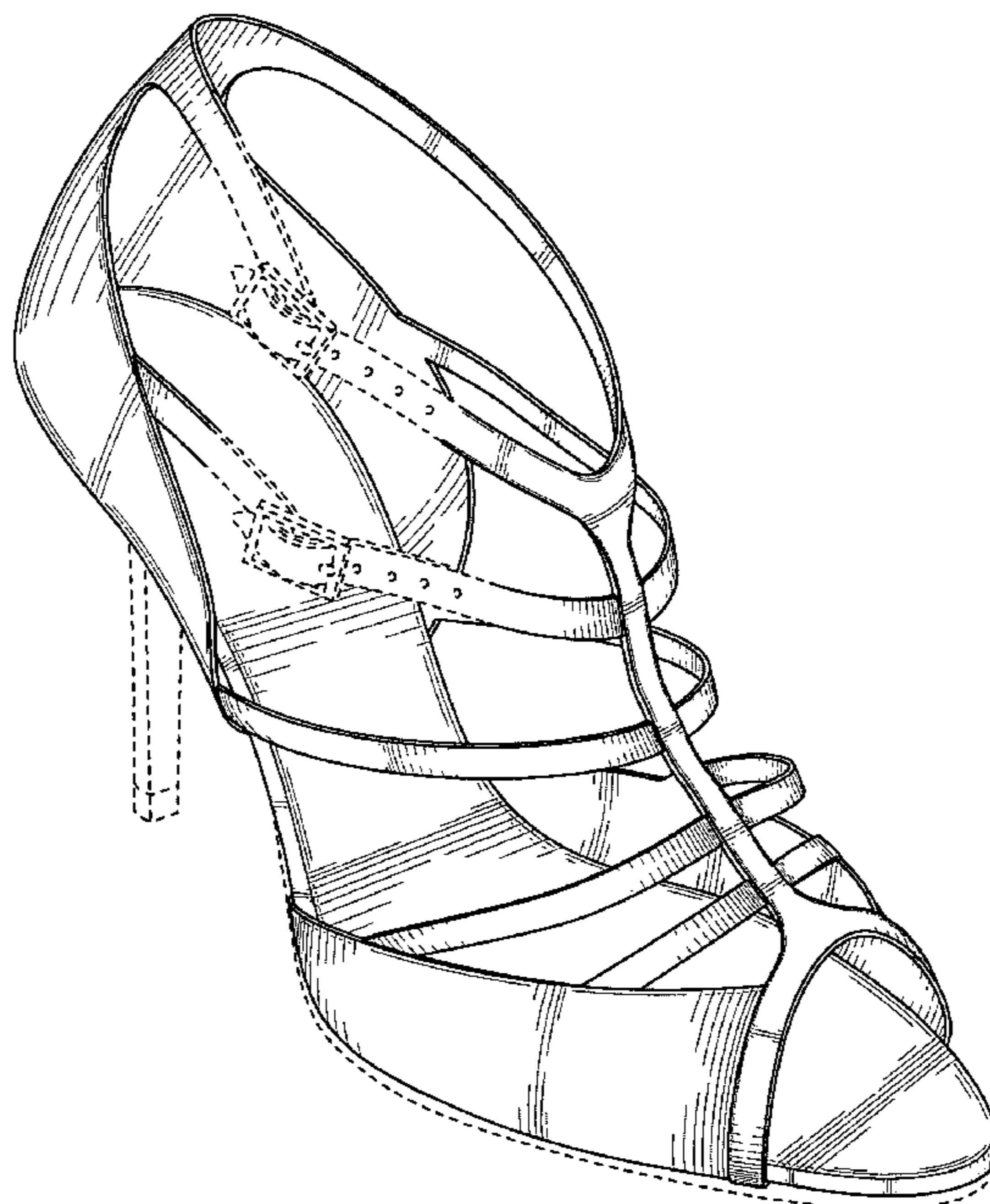




FIG. 1

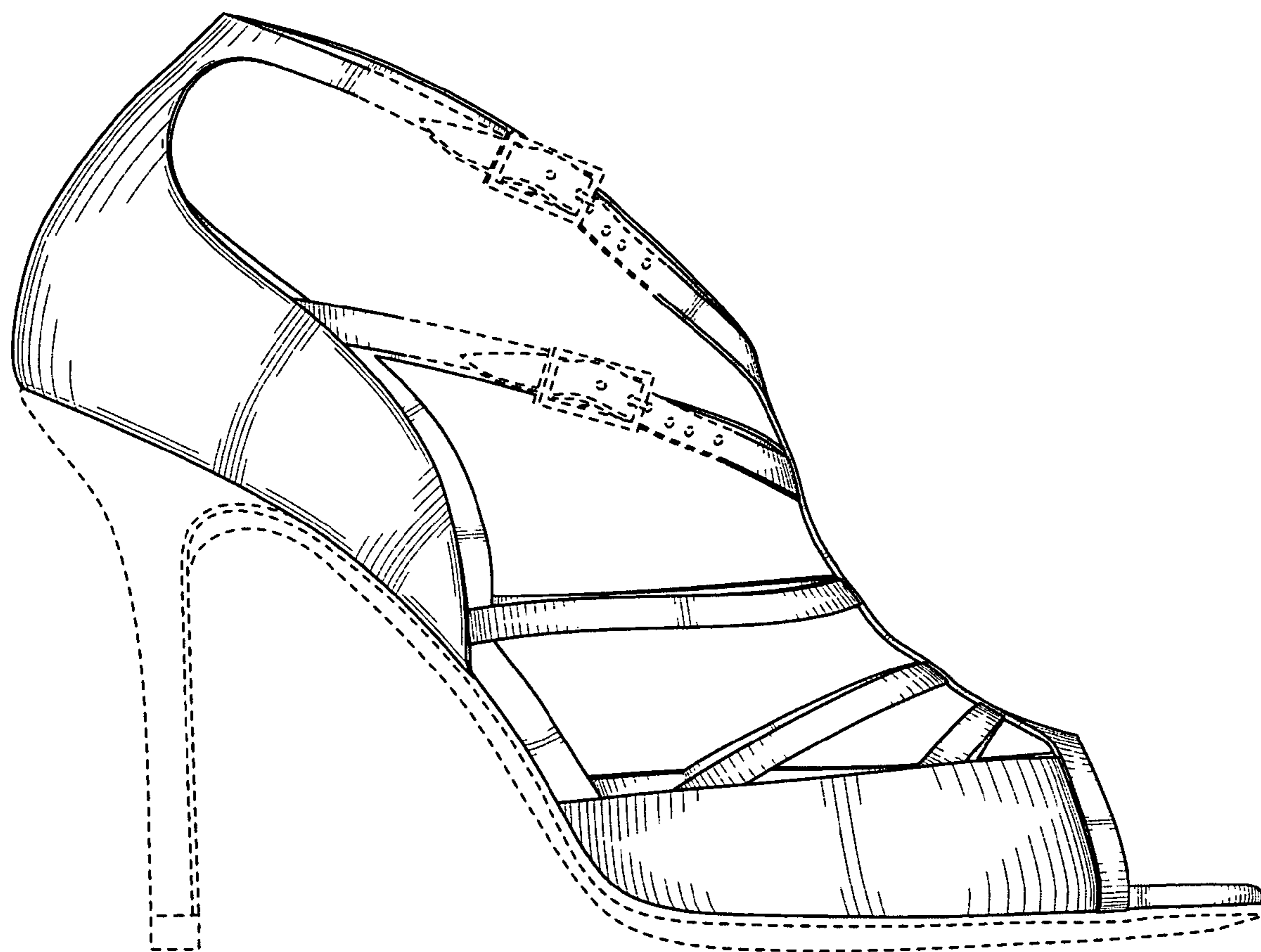


FIG. 2



FIG. 3

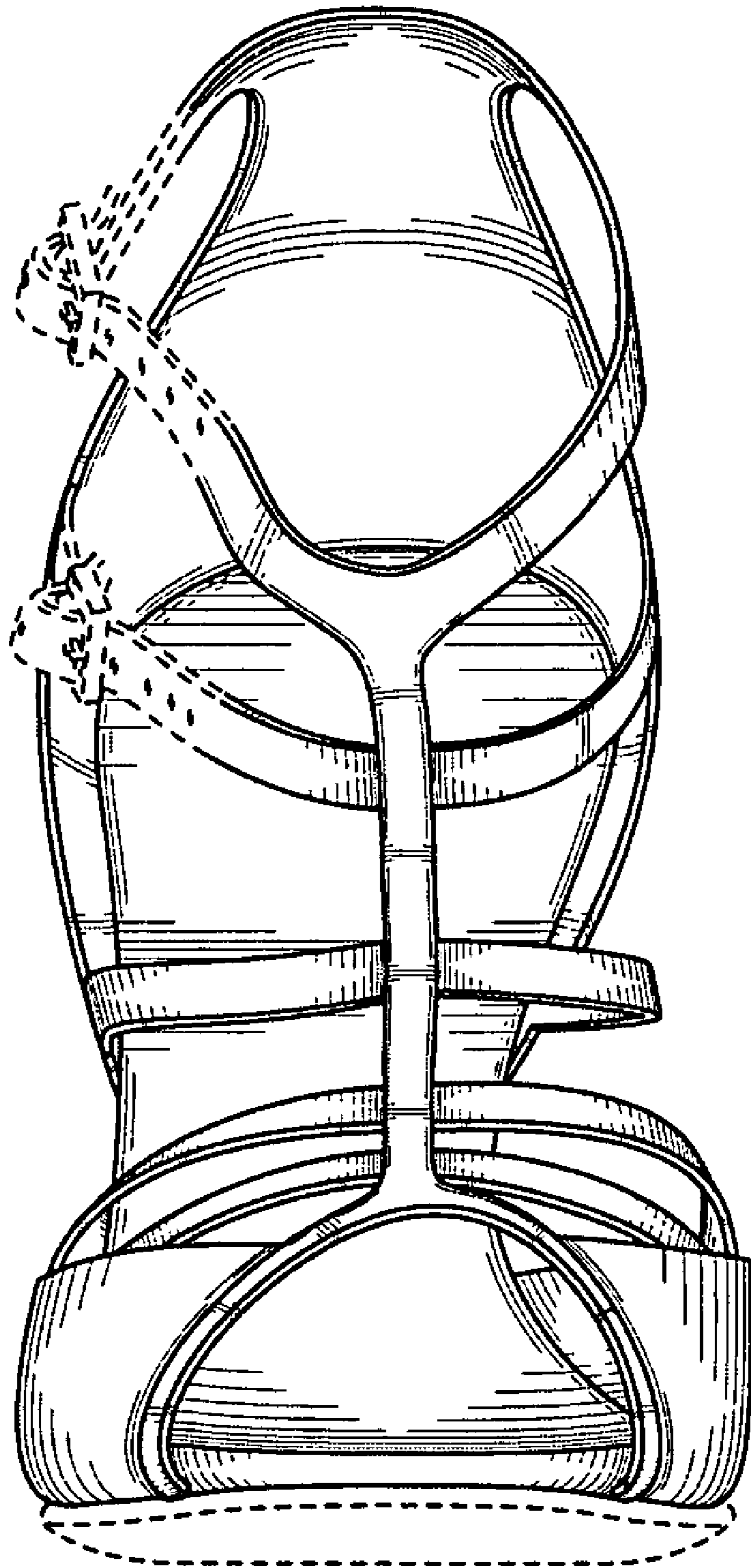


FIG. 4

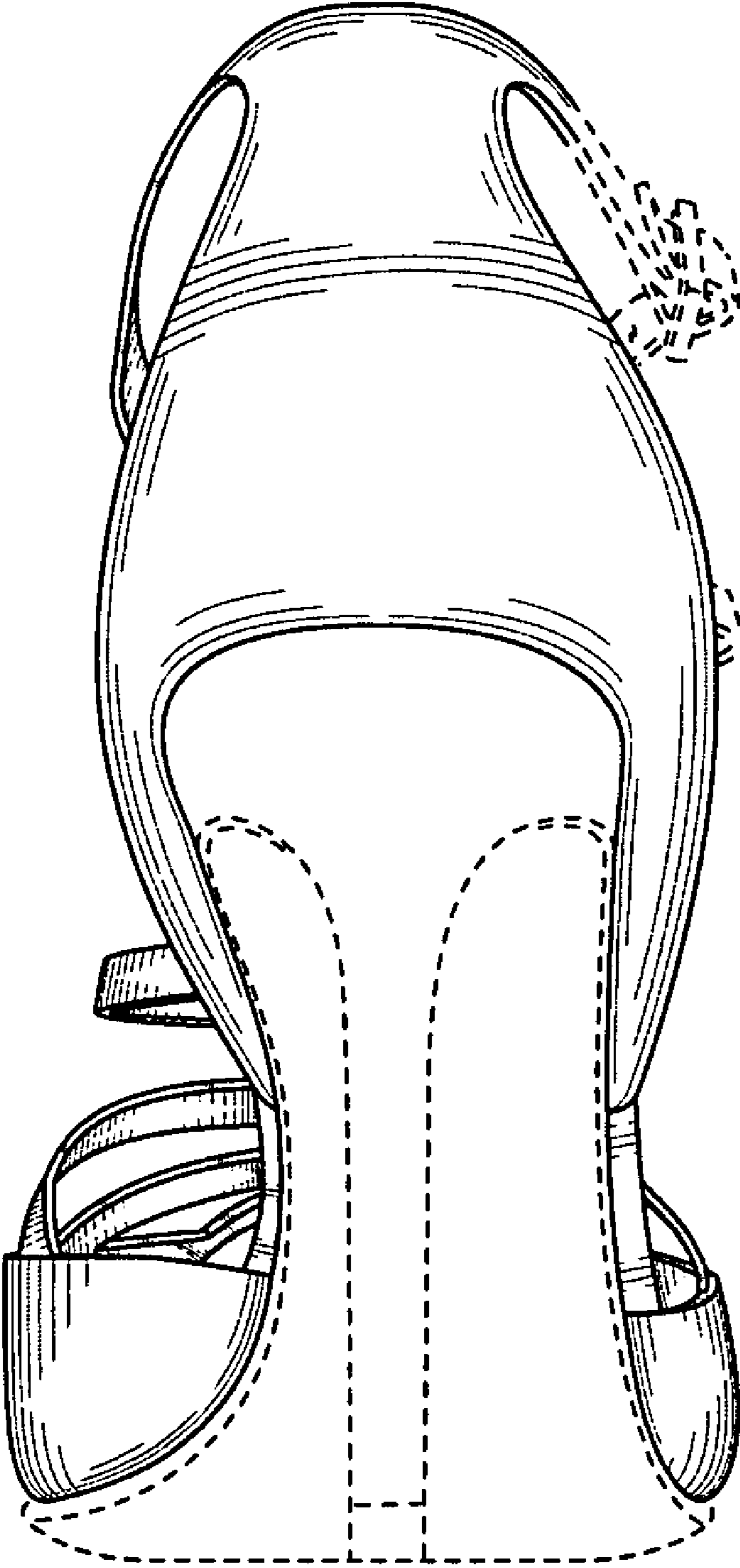


FIG. 5

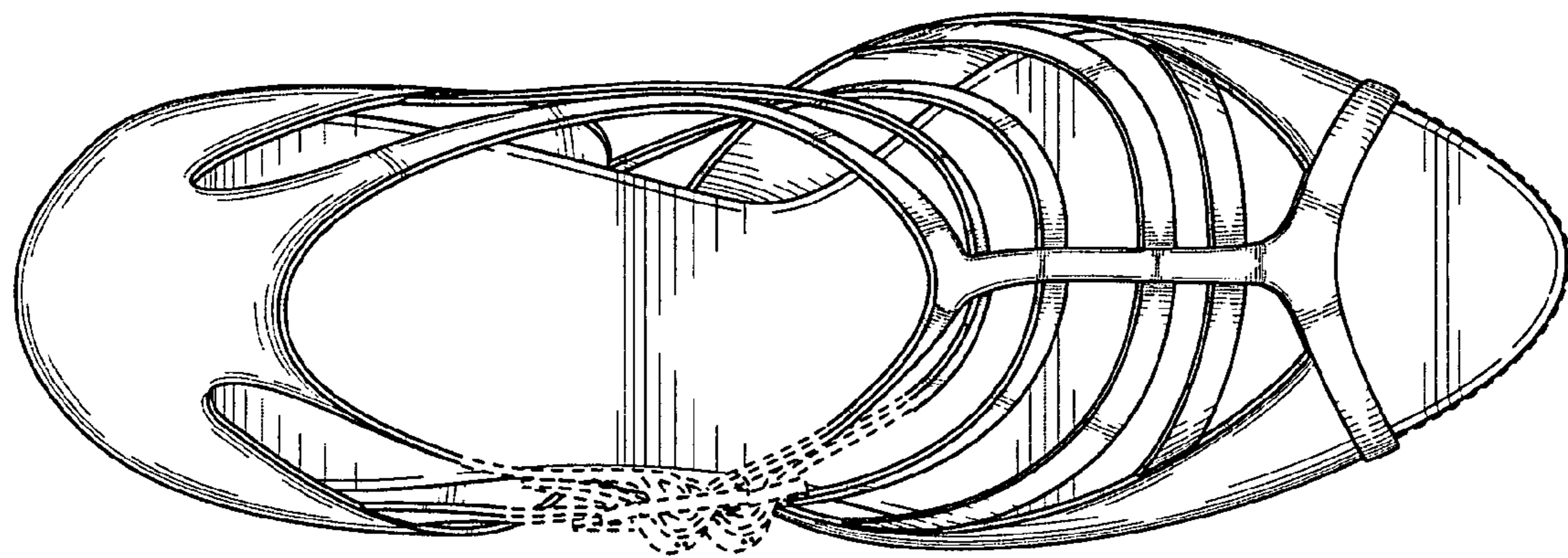


FIG. 6