

US00D613049S

(12) **United States Design Patent**  
**Lawler**

(10) **Patent No.:** **US D613,049 S**  
(45) **Date of Patent:** **\*\* Apr. 6, 2010**

(54) **FOOTWEAR**

D577,182 S \* 9/2008 Comeau ..... D2/917  
D581,149 S \* 11/2008 Comeau ..... D2/973

(75) Inventor: **Daniel Lawler**, London (GB)

(73) Assignee: **J. Choo Limited**, London (GB)

(\*\*) Term: **14 Years**

(21) Appl. No.: **29/313,233**

(22) Filed: **Dec. 17, 2008**

(30) **Foreign Application Priority Data**

Jun. 19, 2008 (EM) ..... 000958723-0005

(51) **LOC (9) Cl.** ..... **02-99**

(52) **U.S. Cl.** ..... **D2/971**

(58) **Field of Classification Search** ..... D2/896,  
D2/916-918, 925-942, 946, 969, 971; 36/1,  
36/83, 8.3, 45-58, 11.5  
See application file for complete search history.

(56) **References Cited**

**U.S. PATENT DOCUMENTS**

736,194 A \* 8/1903 Bassett ..... 36/11.5  
D92,201 S \* 5/1934 Perugia ..... D2/917  
D94,167 S \* 12/1934 Samuels ..... D2/935  
D97,210 S \* 10/1935 Shapiro ..... D2/933  
D100,096 S \* 6/1936 Faleck ..... D2/931  
D279,326 S \* 6/1985 Foldes  
D495,855 S \* 9/2004 Comeau ..... D2/917

**OTHER PUBLICATIONS**

U.S. Appl. No. 29/313,235, filed Dec. 17, 2008—First named inventor Daniel Lawler.

Stuart Weitzman, Shoe, printed from Zappos.com, Dec. 6, 2004.

\* cited by examiner

*Primary Examiner*—Dominic Simone

(74) *Attorney, Agent, or Firm*—Fross Zelnick Lehrman & Zissu, P.C.; Lawrence E. Apolzon, Esq.

(57) **CLAIM**

The ornamental design for footwear, as shown and described.

**DESCRIPTION**

FIG. 1 is a front perspective view of a shoe showing my footwear design;

FIG. 2 is a left side view of the footwear shown in FIG. 1;

FIG. 3 is a right side view of the footwear shown in FIG. 1;


FIG. 4 is a front view of the footwear shown in FIG. 1;

FIG. 5 is a rear view of the footwear shown in FIG. 1; and,

FIG. 6 is a top view of the footwear shown in FIG. 1.

The broken line showing of the sole, heel, buckle and buckle holes is for illustrative purposes only and forms no part of the claimed design.

**1 Claim, 6 Drawing Sheets**






FIG. 1

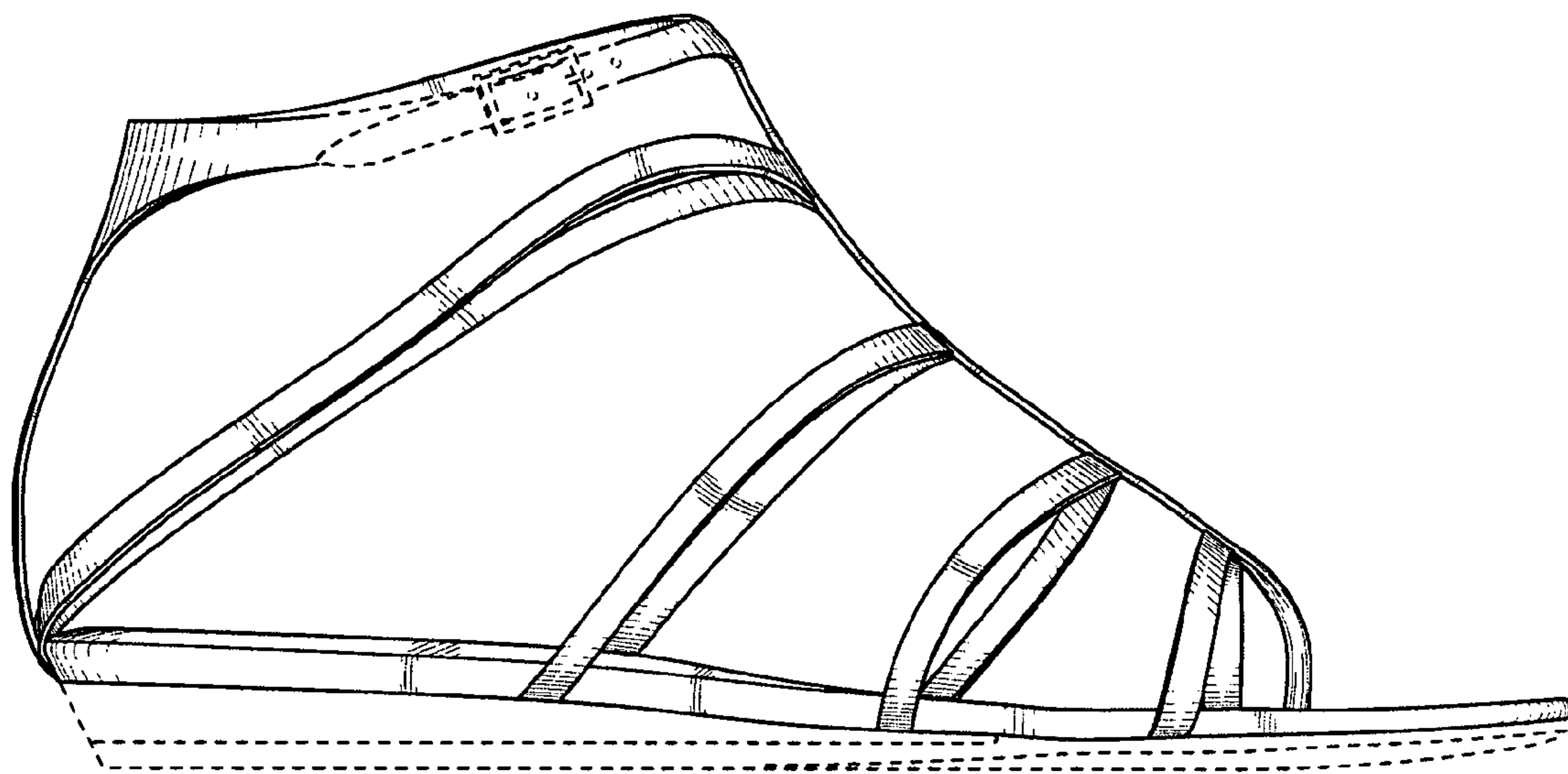


FIG. 2

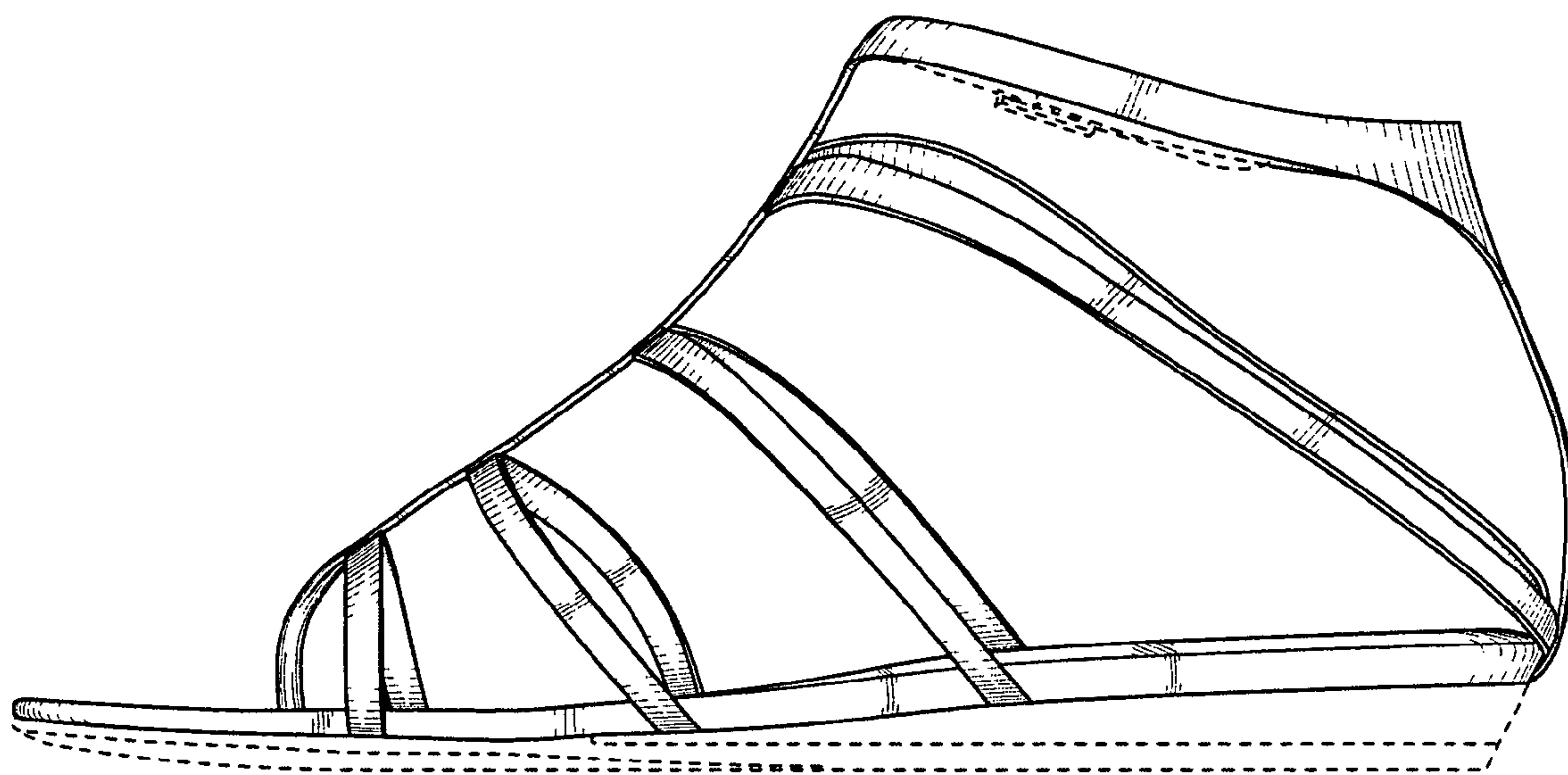


FIG. 3



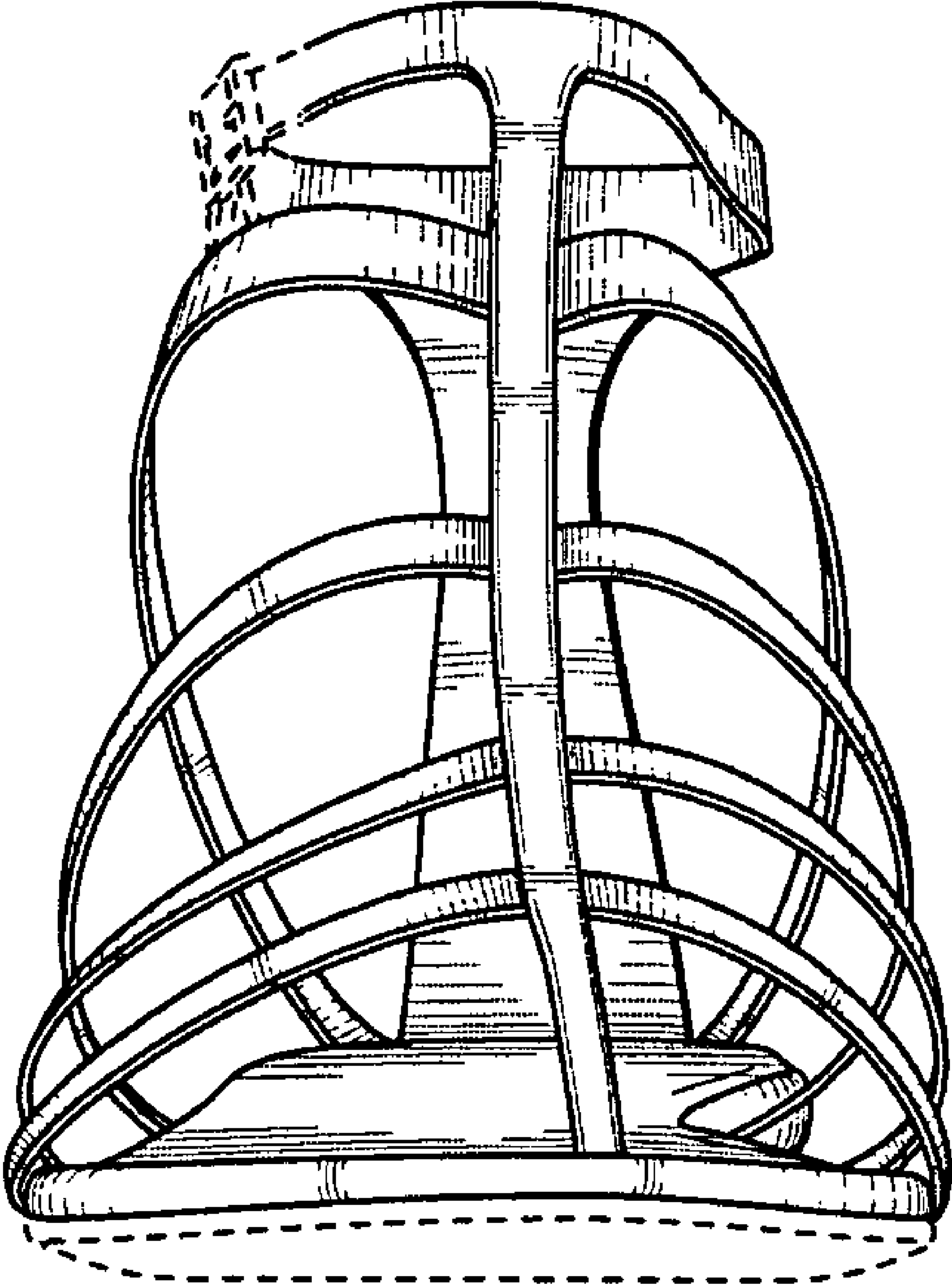


FIG. 4

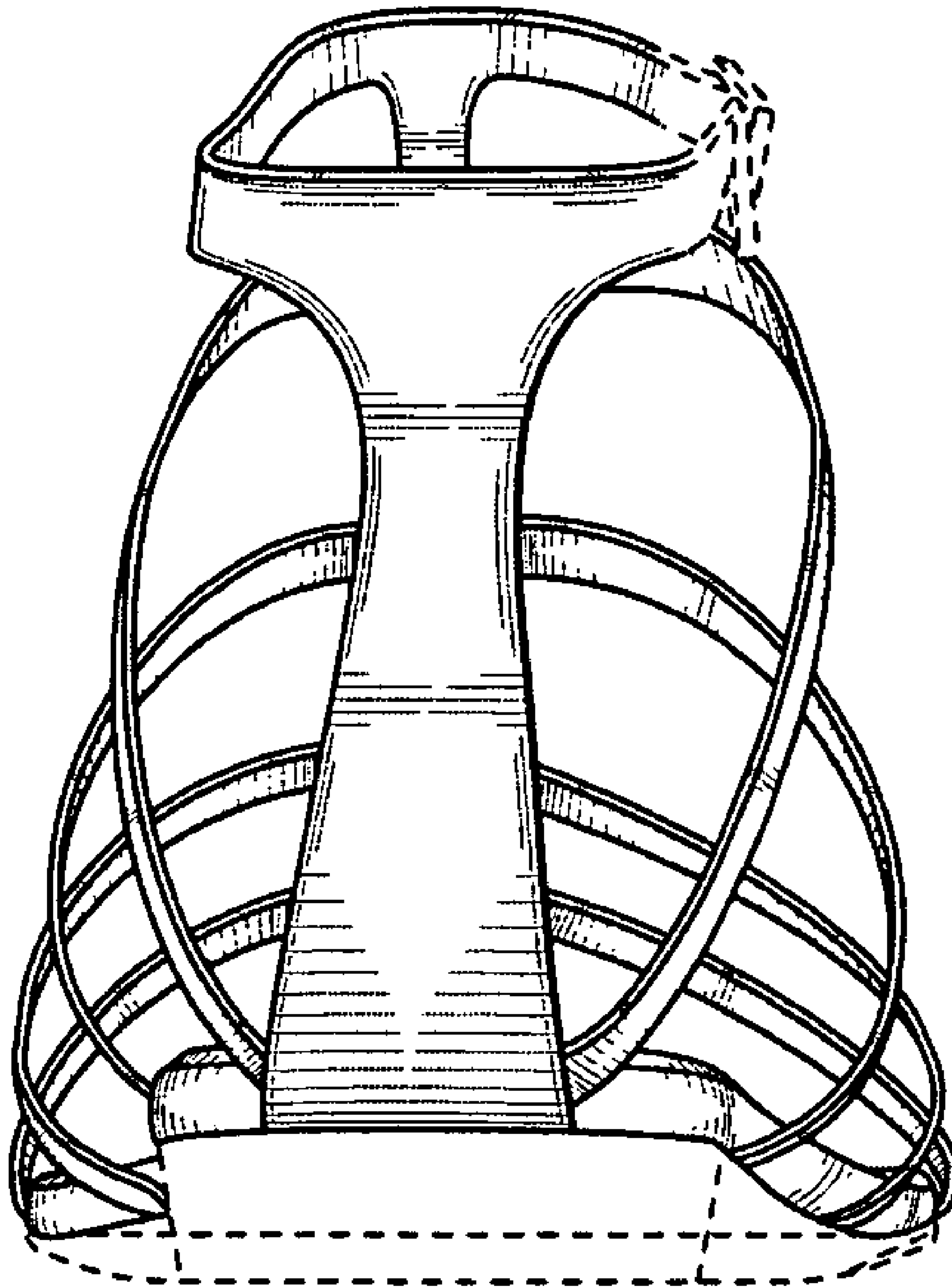


FIG. 5

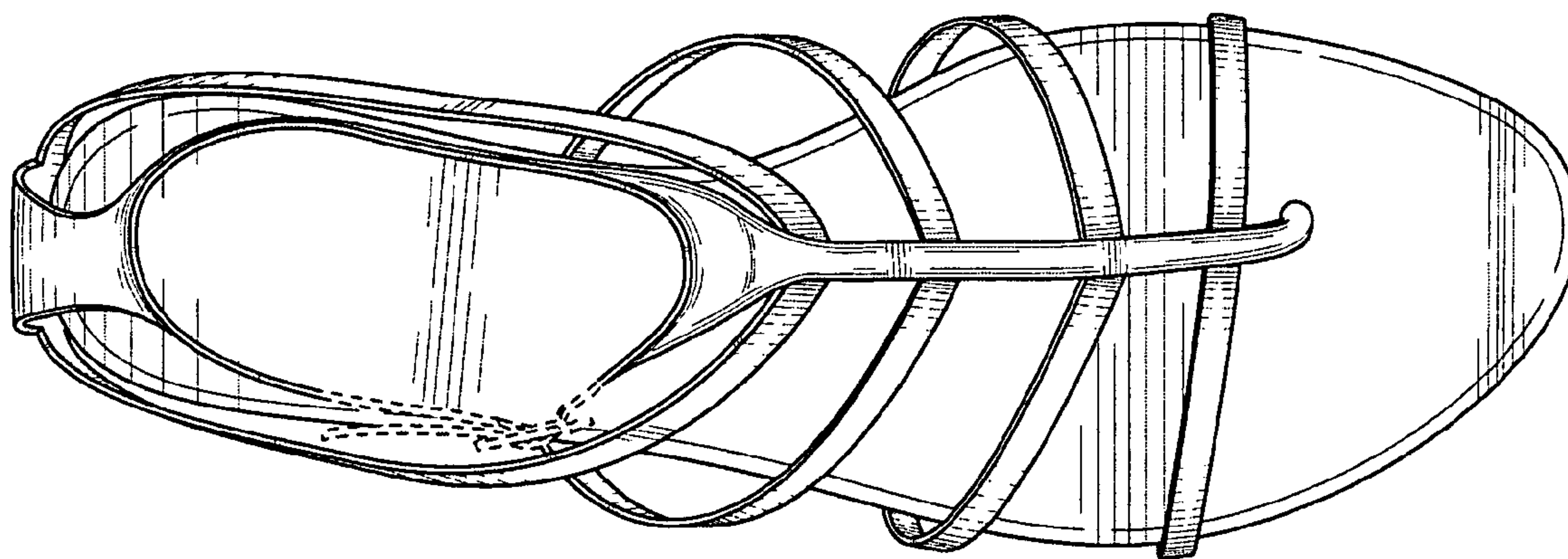


FIG. 6