



US00D613047S

(12) **United States Design Patent**
Yosef

(10) **Patent No.:** **US D613,047 S**
(45) **Date of Patent:** **** Apr. 6, 2010**

(54) **FOOTWEAR**

(75) Inventor: **Menashe Ben Yosef**, London (GB)

(73) Assignee: **Lacoste Alligator S.A.**, Geneva (CH)

(**) Term: **14 Years**

(21) Appl. No.: **29/312,712**

(22) Filed: **Nov. 6, 2008**

(30) **Foreign Application Priority Data**

Jul. 11, 2008 (EM) 000968540

(51) **LOC (9) Cl.** **02-99**

(52) **U.S. Cl.** **D2/969**

(58) **Field of Classification Search** D2/896,
D2/902, 906-912, 943, 944, 951, 953, 957,
D2/959, 960, 969, 972-974; 36/45-49, 50.1,
36/77 M, 77 R, 83, 88, 113, 114, 126-131,
36/25 R-25 A

See application file for complete search history.

(56) **References Cited**

U.S. PATENT DOCUMENTS

| | | | | |
|--------------|--------|---------------|-------|--------|
| D203,577 S * | 2/1966 | Weinberg | | D2/957 |
| D405,943 S * | 2/1999 | Merceron | | D2/957 |
| D503,270 S * | 3/2005 | Lee | | D2/972 |
| D513,836 S * | 1/2006 | Magro et al. | | D2/896 |
| D517,294 S * | 3/2006 | Belley et al. | | D2/969 |
| D517,300 S | 3/2006 | Carr et al. | | |
| D544,681 S * | 6/2007 | Clark | | D2/969 |
| D560,337 S * | 1/2008 | Hulbert | | D2/969 |

| | | | | |
|--------------|---------|-----------------|-------|--------|
| D570,590 S * | 6/2008 | Teteriatnikov | | D2/971 |
| D571,094 S * | 6/2008 | Wolf | | D2/971 |
| D577,186 S * | 9/2008 | Teteriatnikov | | D2/971 |
| D578,298 S * | 10/2008 | Wolf | | D2/971 |
| D581,652 S * | 12/2008 | Andersen et al. | | D2/971 |
| D593,297 S * | 6/2009 | Belley et al. | | D2/969 |
| D595,041 S * | 6/2009 | Matis | | D2/971 |
| D598,190 S * | 8/2009 | Weber | | D2/969 |
| D600,437 S * | 9/2009 | Belley et al. | | D2/971 |

* cited by examiner

Primary Examiner—Dominic Simone

(74) *Attorney, Agent, or Firm*—Fross Zelnick Lehrman & Zissu, P.C.; Charles T.J. Weigell, Esq.

(57) **CLAIM**

The ornamental design for footwear, as shown and described.

DESCRIPTION

FIG. 1 is a front perspective view of a shoe showing my footwear design;

FIG. 2 is a right side view of the footwear shown in FIG. 1;

FIG. 3 is a left side view of the footwear shown in FIG. 1;

FIG. 4 is a front view of the footwear shown in FIG. 1;

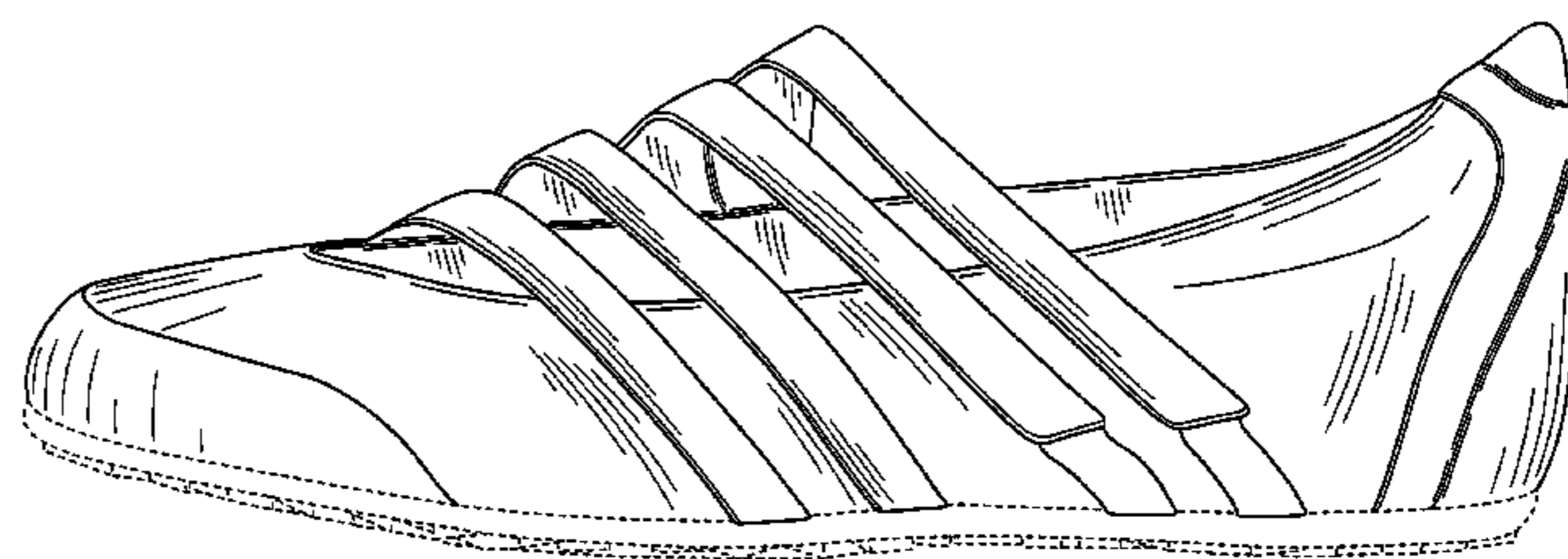

FIG. 5 is a rear view of the footwear shown in FIG. 1;

FIG. 6 is a top view of the footwear shown in FIG. 1; and,

FIG. 7 is a bottom view of the footwear shown in FIG. 1.

The broken line showing of the sole is for illustrative purposes only and forms no part of the claimed design.

1 Claim, 6 Drawing Sheets



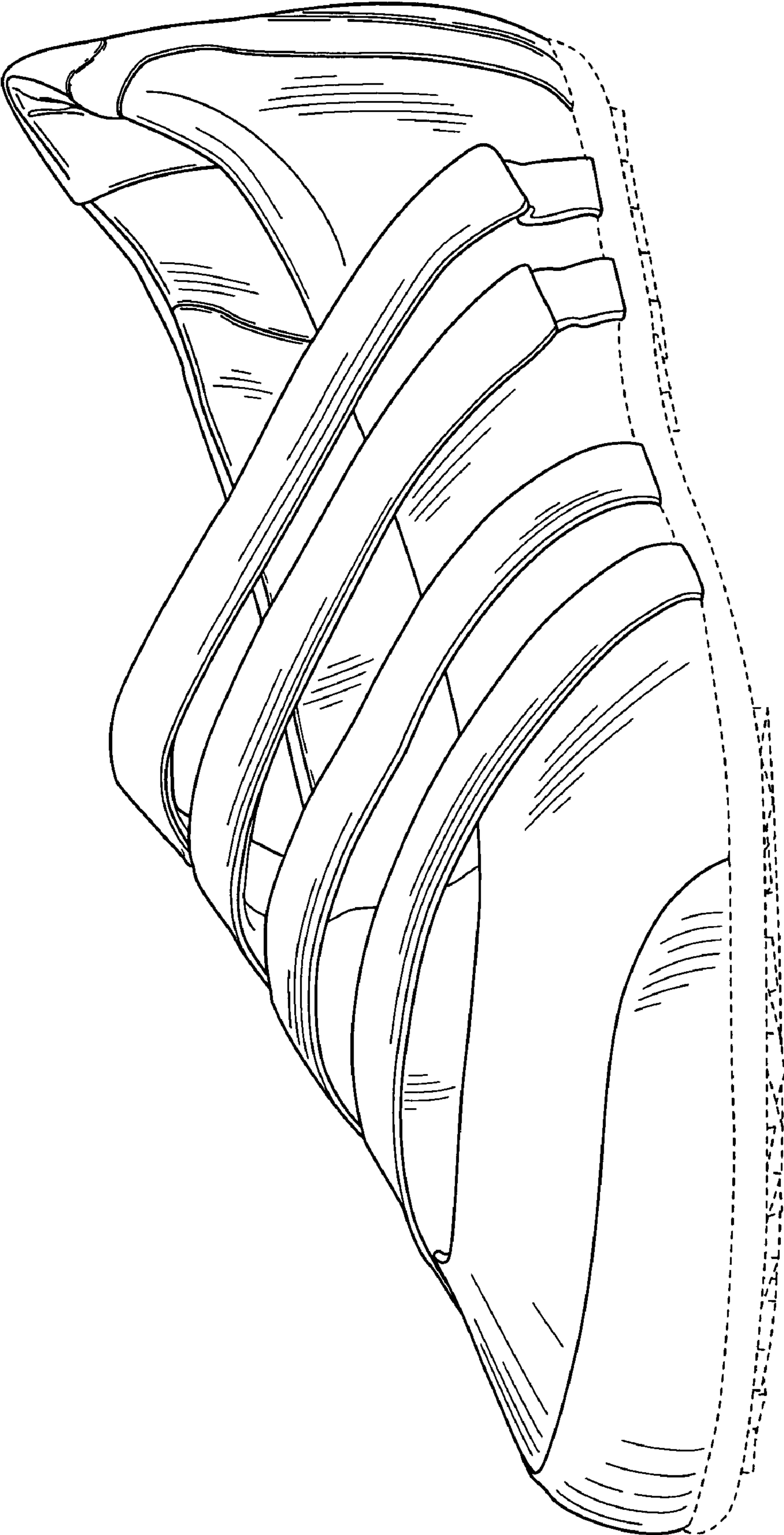


FIG. 1

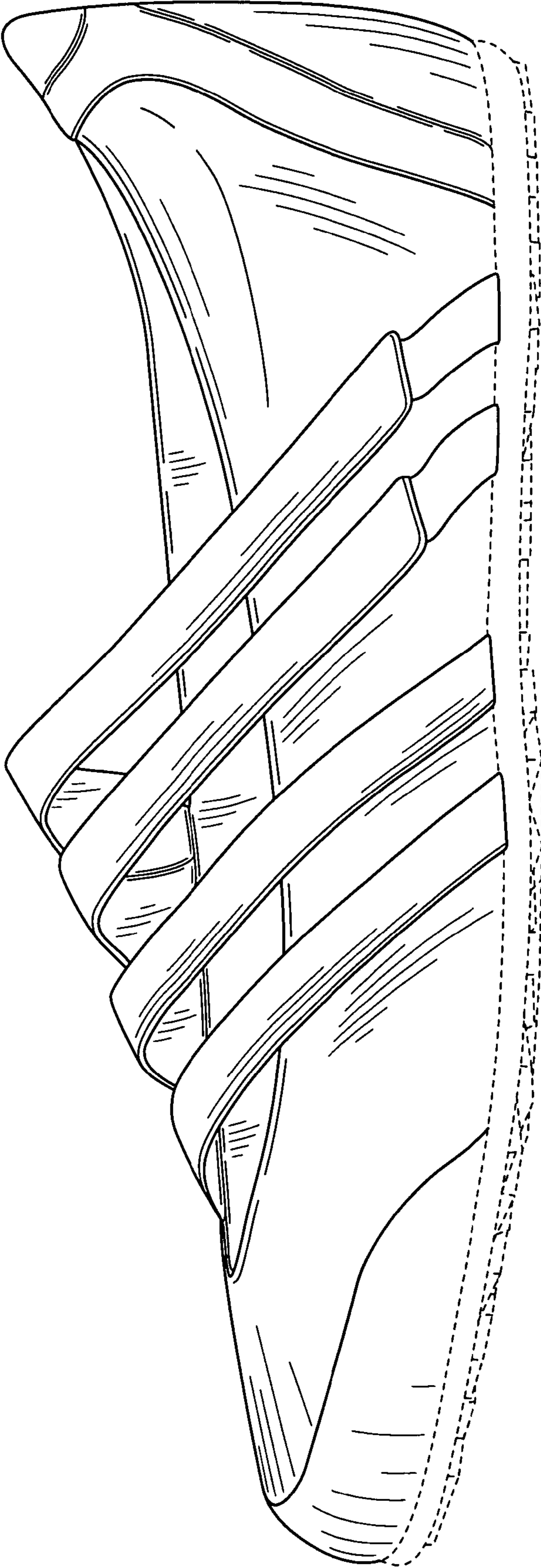


FIG. 2

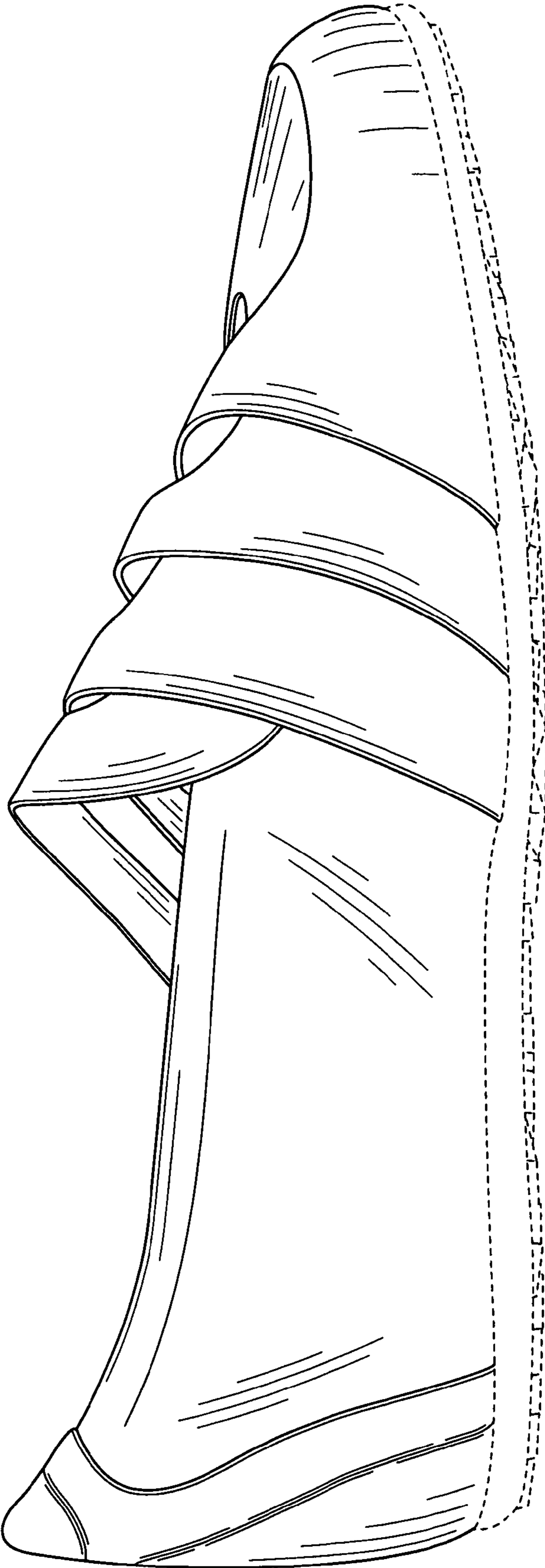


FIG. 3

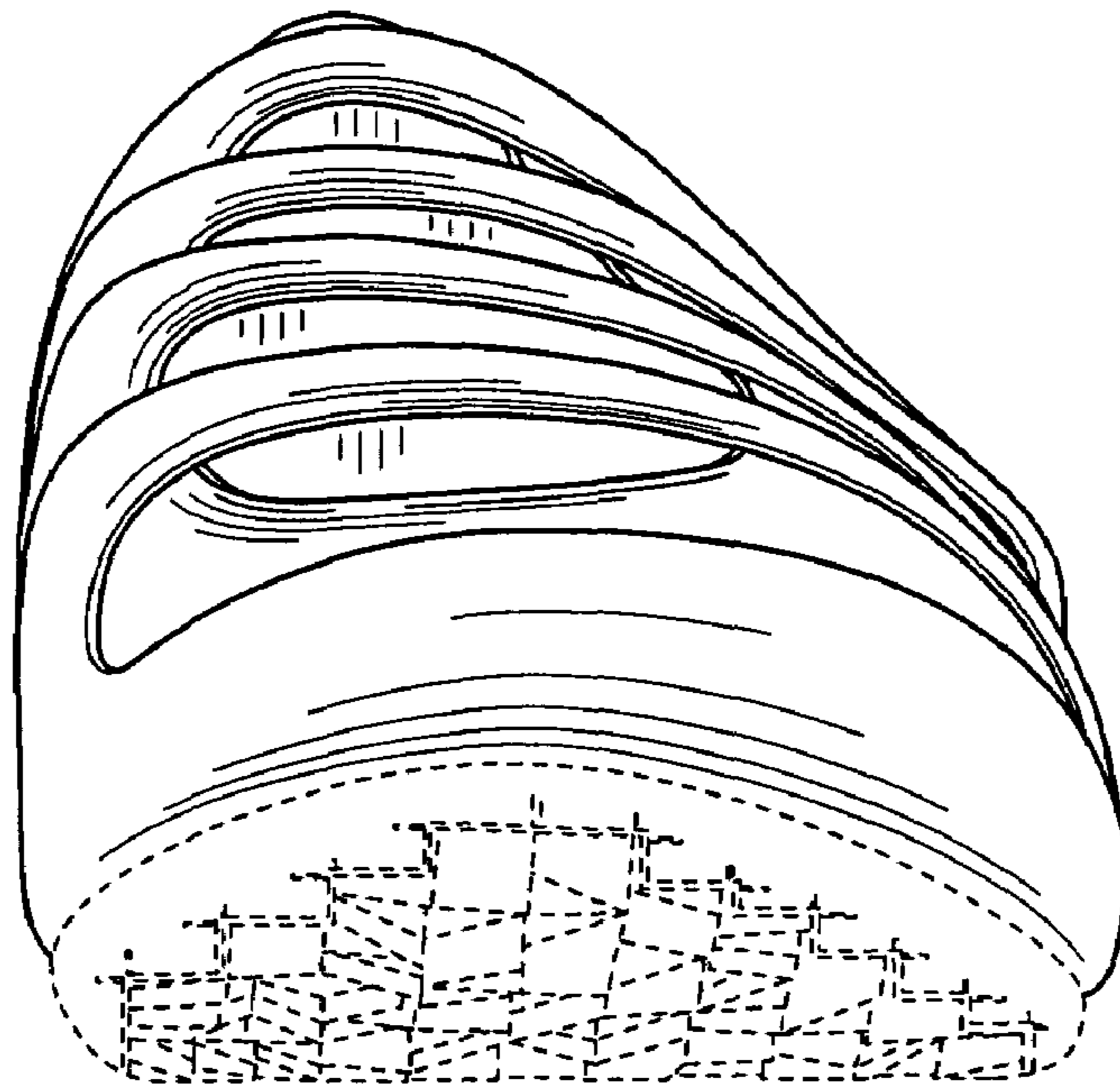


FIG. 4

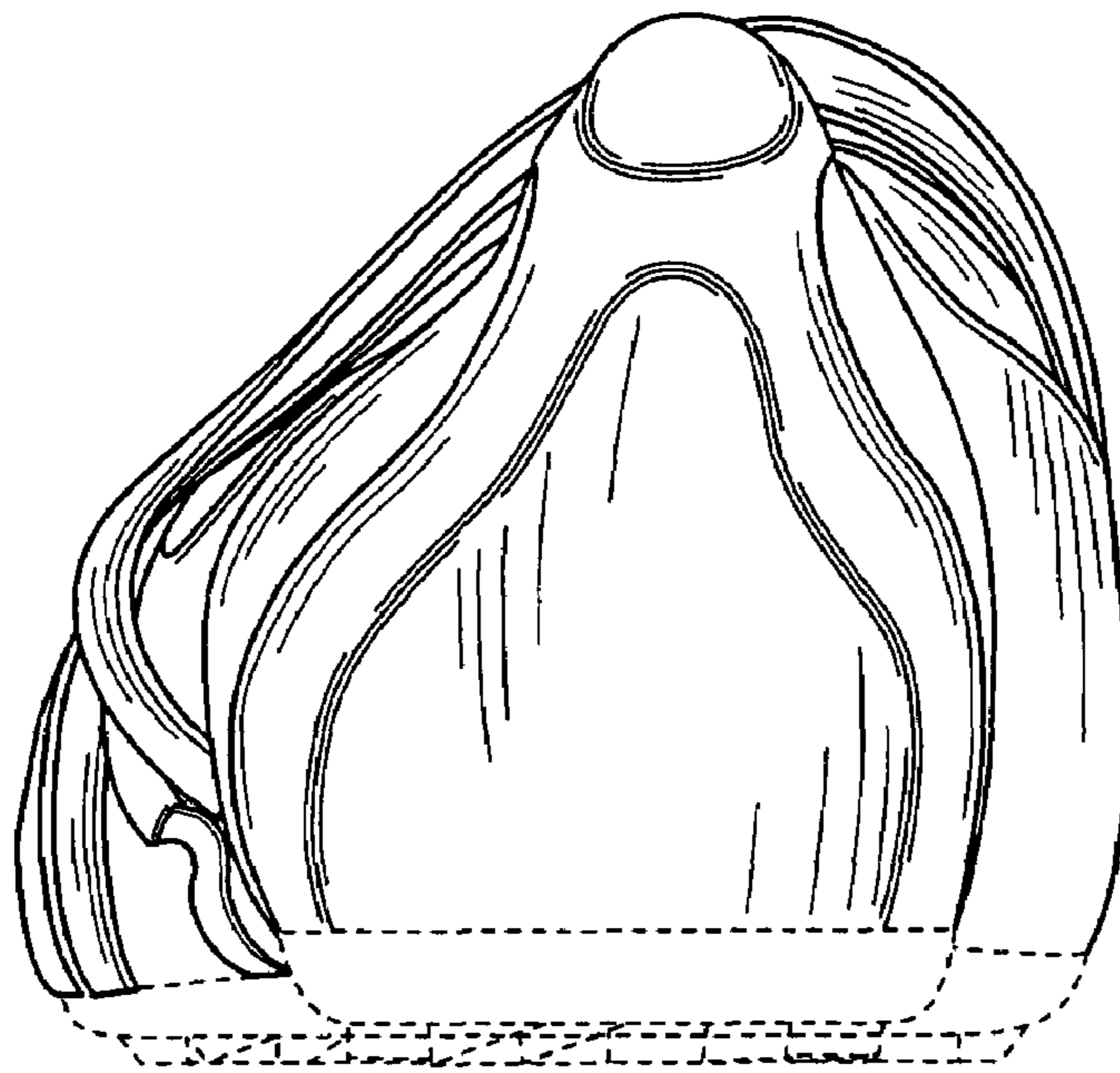


FIG. 5

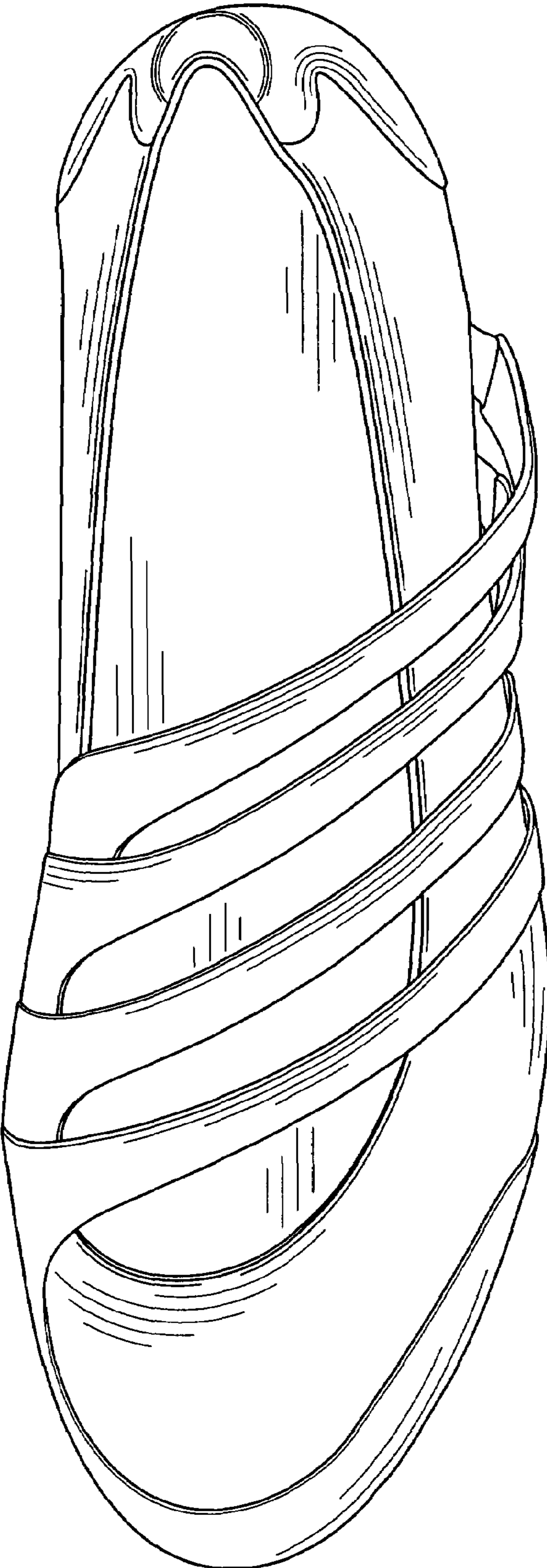


FIG. 6

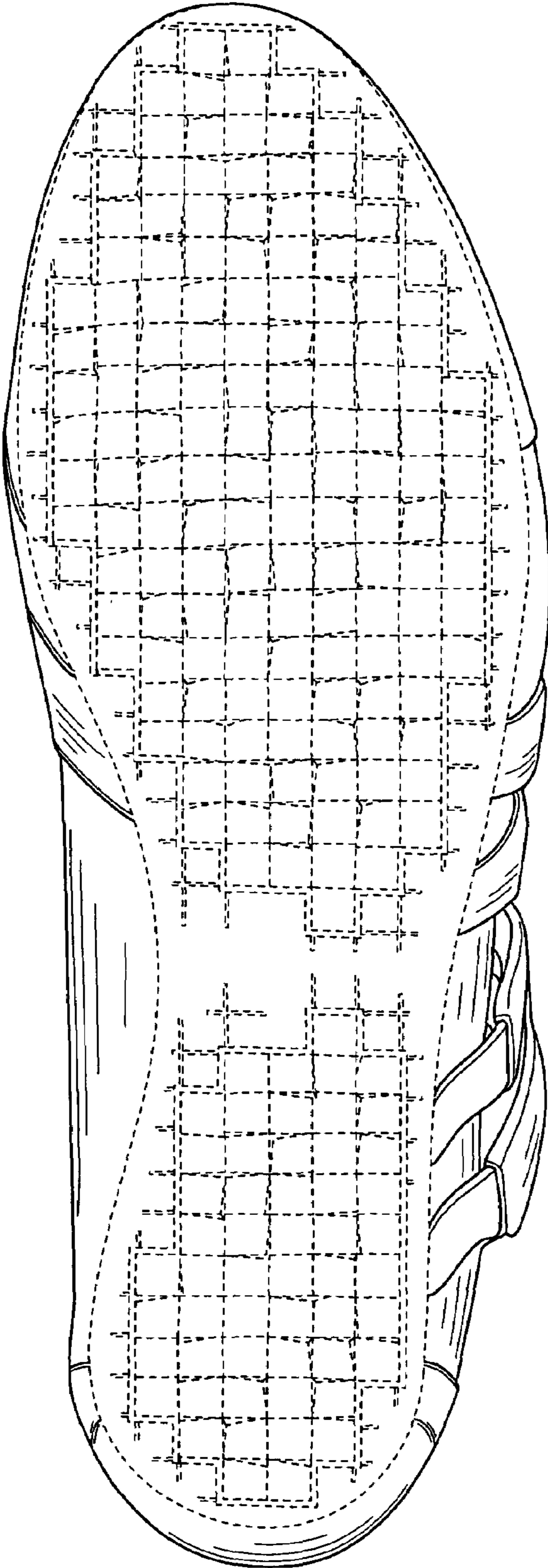


FIG. 7