



US00D613046S

(12) **United States Design Patent**  
**Yosef**

(10) **Patent No.:** **US D613,046 S**  
(45) **Date of Patent:** **\*\* Apr. 6, 2010**

(54) **FOOTWEAR**

(75) Inventor: **Menashe Ben Yosef**, London (GB)

(73) Assignee: **Lacoste Alligator S.A.**, Geneva (CH)

(\*\*) Term: **14 Years**

(21) Appl. No.: **29/312,708**

(22) Filed: **Nov. 6, 2008**

(30) **Foreign Application Priority Data**

Jul. 11, 2008 (EM) ..... 000968540

(51) **LOC (9) Cl.** ..... **02-99**

(52) **U.S. Cl.** ..... **D2/969**

(58) **Field of Classification Search** ..... D2/896,  
D2/902, 906-912, 943, 944, 951, 953, 957,  
D2/959, 960, 969, 972-974; 36/45-49, 50.1,  
36/77 M, 77 R, 83, 88, 113, 114, 126-131,  
36/25 R-25 A

See application file for complete search history.

(56) **References Cited**

**U.S. PATENT DOCUMENTS**

D203,577 S \* 2/1966 Weinberg ..... D2/957  
D265,521 S \* 7/1982 Vermonet ..... D2/908  
D405,943 S \* 2/1999 Merceron ..... D2/960  
D447,858 S \* 9/2001 Matis et al. .... D2/969  
D503,270 S \* 3/2005 Lee ..... D2/972  
D513,836 S \* 1/2006 Magro et al. .... D2/896  
D516,790 S \* 3/2006 Stryjak et al. .... D2/969  
D517,298 S \* 3/2006 James ..... D2/969  
D517,299 S \* 3/2006 Drury ..... D2/969  
D517,300 S \* 3/2006 Carr et al. .... D2/969

D538,517 S \* 3/2007 Della Valle ..... D2/907  
D548,941 S \* 8/2007 Hulbert ..... D2/969  
D570,077 S \* 6/2008 James ..... D2/907  
D575,941 S \* 9/2008 Weber ..... D2/907  
D589,238 S \* 3/2009 Truelsen ..... D2/907  
D590,589 S \* 4/2009 Weber ..... D2/969  
D598,190 S \* 8/2009 Weber ..... D2/969

**OTHER PUBLICATIONS**

U.S. Appl. No. 29/301,507, filed Mar. 4, 2008; first named inventor is Florence Weber.

\* cited by examiner

*Primary Examiner*—Dominic Simone  
(74) *Attorney, Agent, or Firm*—Fross Zelnick Lehrman & Zissu, P.C.; Charles T. J. Weigell, Esq.

(57) **CLAIM**

The ornamental design for footwear, as shown and described.

**DESCRIPTION**

FIG. 1 is a front perspective view of a shoe showing my footwear design;

FIG. 2 is a right side view of the footwear shown in FIG. 1;

FIG. 3 is a left side view of the footwear shown in FIG. 1;

FIG. 4 is a front view of the footwear shown in FIG. 1;



FIG. 5 is a rear view of the footwear shown in FIG. 1;

FIG. 6 is a top view of the footwear shown in FIG. 1; and,

FIG. 7 is a bottom view of the footwear shown in FIG. 1.

The broken line showing of the sole is for illustrative purposes only and forms no part of the claimed design.

**1 Claim, 6 Drawing Sheets**



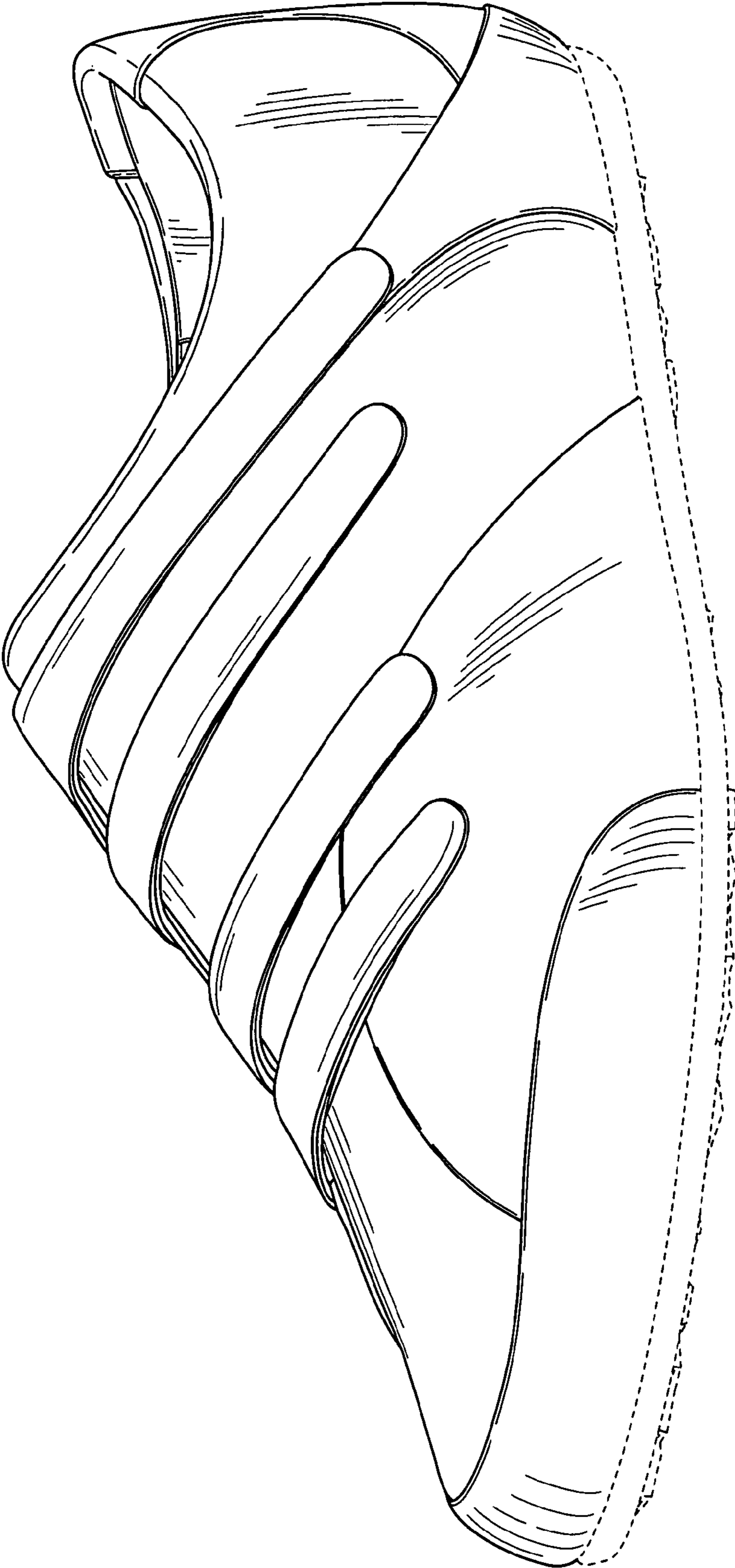


FIG. 1

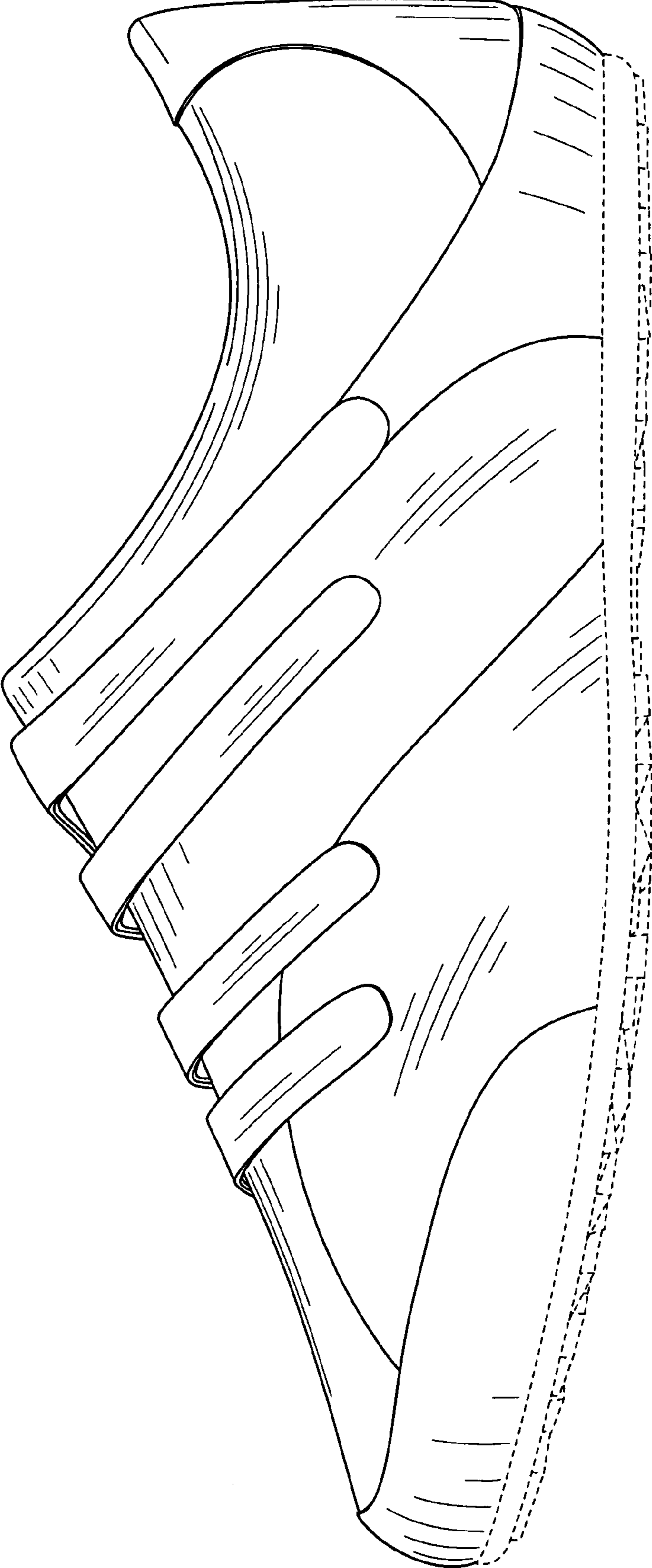


FIG. 2

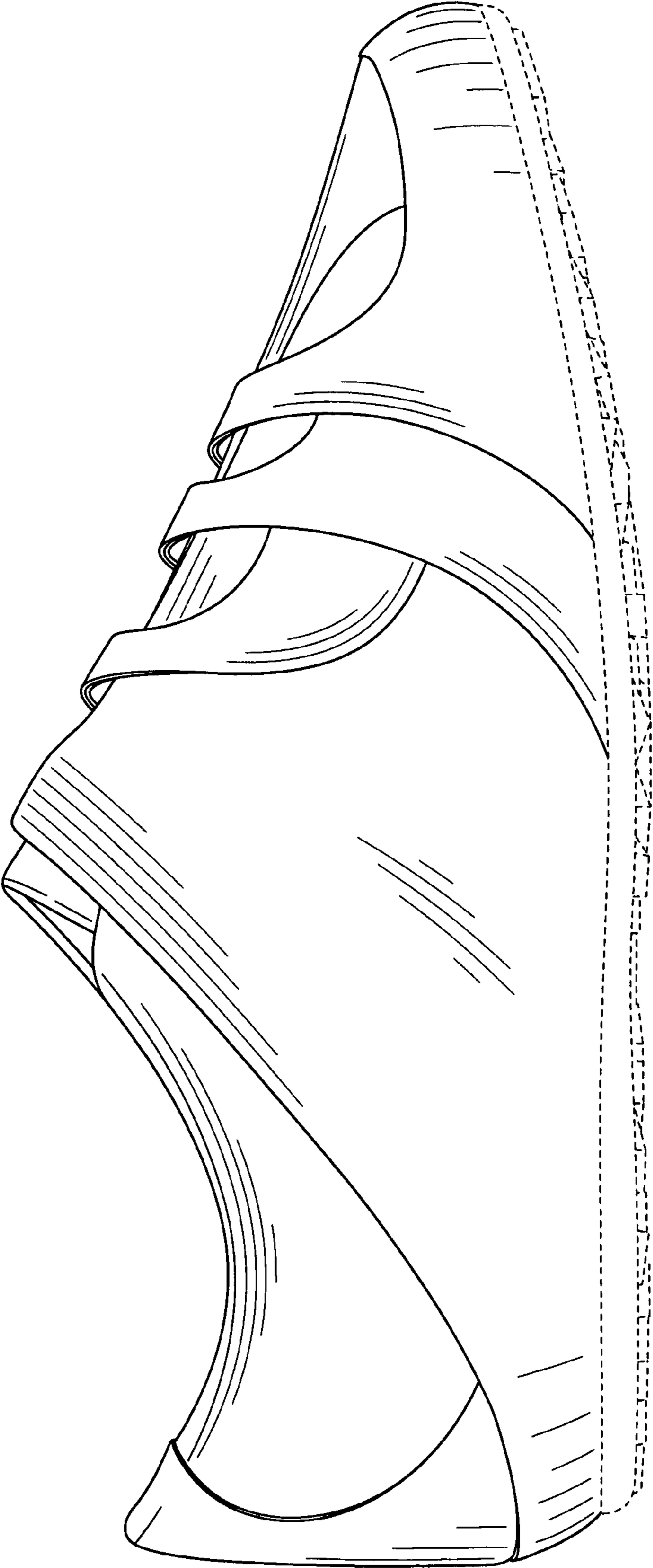


FIG. 3



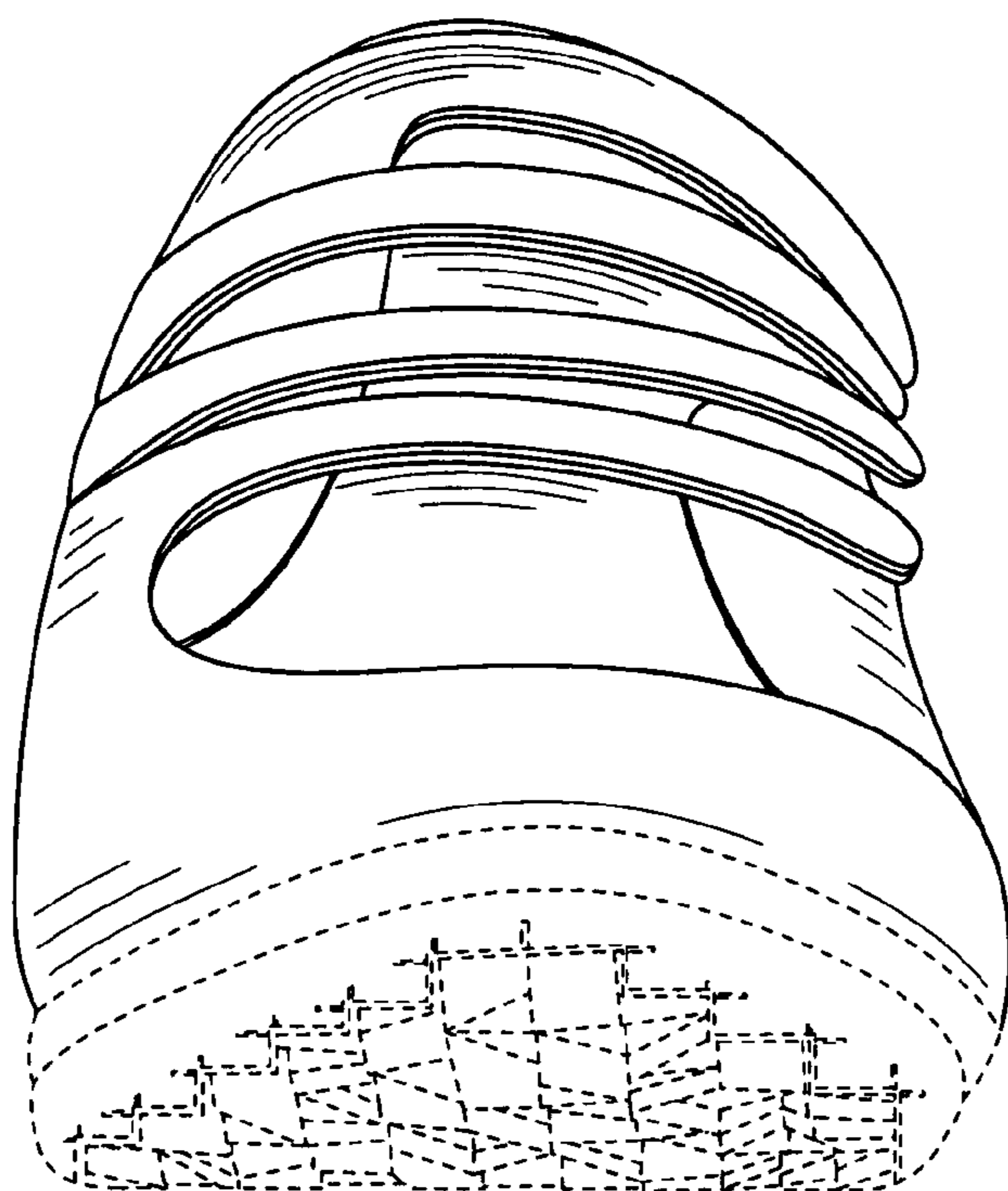


FIG. 4

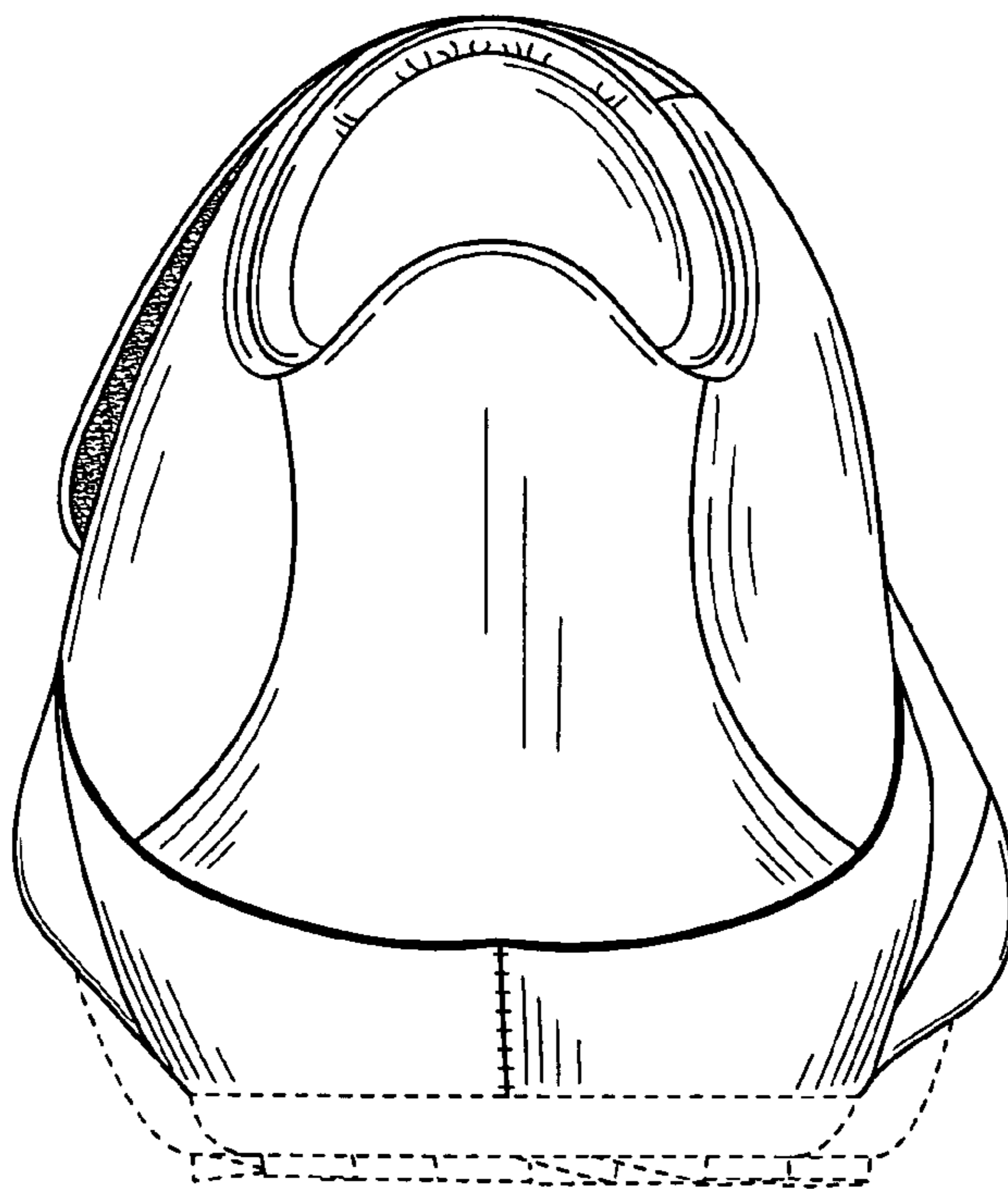


FIG. 5

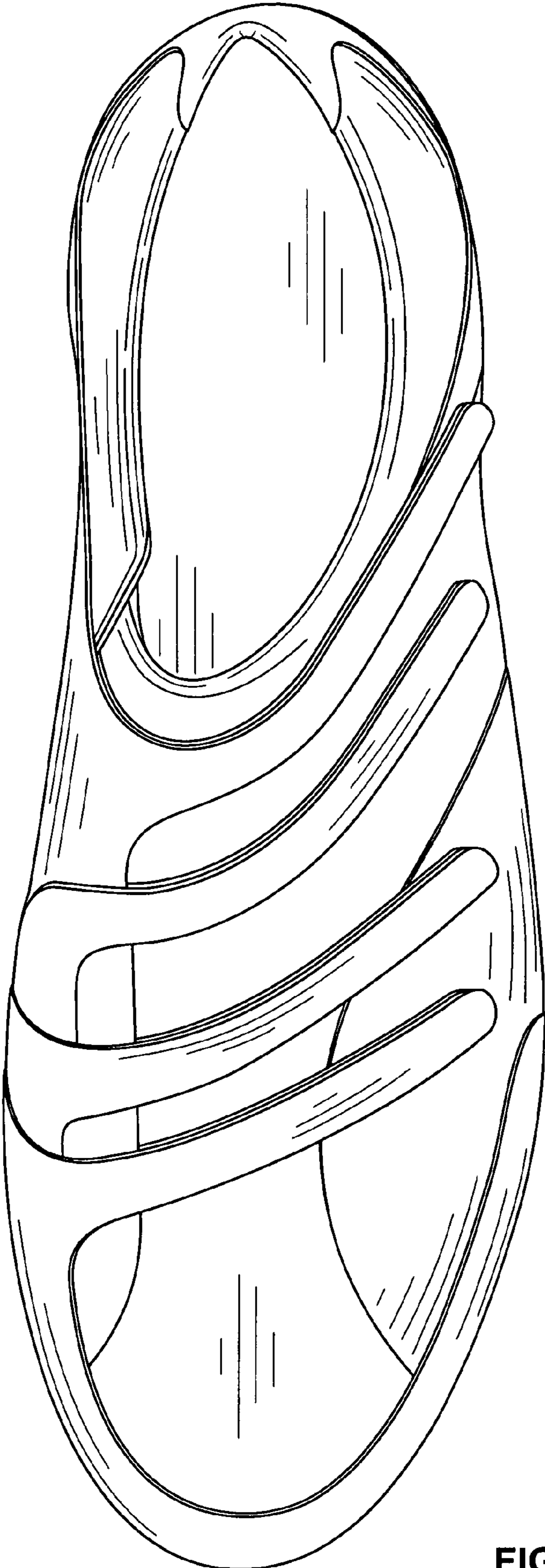


FIG. 6

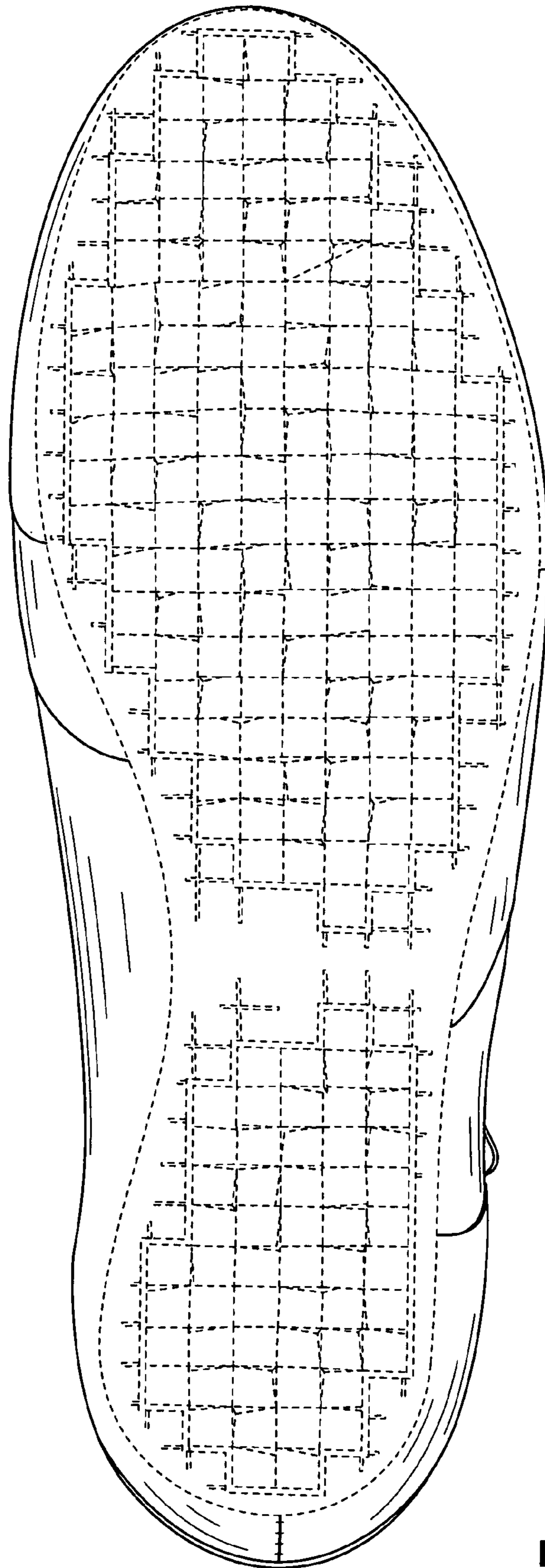


FIG. 7