



US00D613043S

(12) **United States Design Patent**  
**Walton**

(10) **Patent No.:** **US D613,043 S**  
(45) **Date of Patent:** **\*\* Apr. 6, 2010**

(54) **FOOTWEAR**

(75) Inventor: **Mark Walton**, Northants (GB)  
(73) Assignee: **Lacoste Alligator S.A.**, Geneva (CH)  
(\*\*) Term: **14 Years**

(21) Appl. No.: **29/312,706**

(22) Filed: **Nov. 6, 2008**

(30) **Foreign Application Priority Data**

Jul. 11, 2008 (EM) ..... 000968540

(51) **LOC (9) Cl.** ..... **02-04**

(52) **U.S. Cl.** ..... **D2/902; D2/907; D2/908**

(58) **Field of Classification Search** ..... D2/896,  
D2/902, 906-912, 943, 944, 951, 953, 959,  
D2/960, 969, 972-974; 36/45-49, 50.1,  
36/77 M, 77 R, 83, 88, 113, 114, 126-131,  
36/25 R-25 A

See application file for complete search history.

(56) **References Cited**

**U.S. PATENT DOCUMENTS**

D78,191 S \* 4/1929 Bush ..... D2/959  
D255,176 S \* 6/1980 Fuzita ..... D2/953  
D302,486 S \* 8/1989 Brown et al. .... D2/969  
D402,451 S \* 12/1998 Wunsch ..... D2/959  
D433,558 S \* 11/2000 Matis et al. .... D2/959  
D486,298 S \* 2/2004 Adams ..... D2/969  
D510,473 S \* 10/2005 Burg ..... D2/969  
D516,790 S \* 3/2006 Stryjak et al. .... D2/969  
D517,301 S \* 3/2006 Stryjak et al. .... D2/969  
D526,773 S \* 8/2006 Caine ..... D2/972

D556,434 S 12/2007 Walton  
D571,990 S \* 7/2008 James ..... D2/969  
D595,036 S \* 6/2009 Link ..... D2/959  
D596,383 S \* 7/2009 Morris ..... D2/907  
D596,387 S \* 7/2009 Brown ..... D2/951  
D597,289 S \* 8/2009 Chang ..... D2/960  
D598,188 S \* 8/2009 Walton ..... D2/969

**OTHER PUBLICATIONS**

Lacoste Alligator S.A.; Rene Shoe; www.kicksonfire.com; Feb. 2, 2009.

\* cited by examiner

*Primary Examiner*—Dominic Simone

(74) *Attorney, Agent, or Firm*—Fross Zelnick Lehrman & Zissu, P.C.; Charles T. J. Weigell, Esq.

(57) **CLAIM**

The ornamental design for footwear, as shown and described.

**DESCRIPTION**

FIG. 1 is a front perspective view of a shoe showing my footwear design;

FIG. 2 is a right side view of the footwear shown in FIG. 1;

FIG. 3 is a left side view of the footwear shown in FIG. 1;

FIG. 4 is a front view of the footwear shown in FIG. 1;

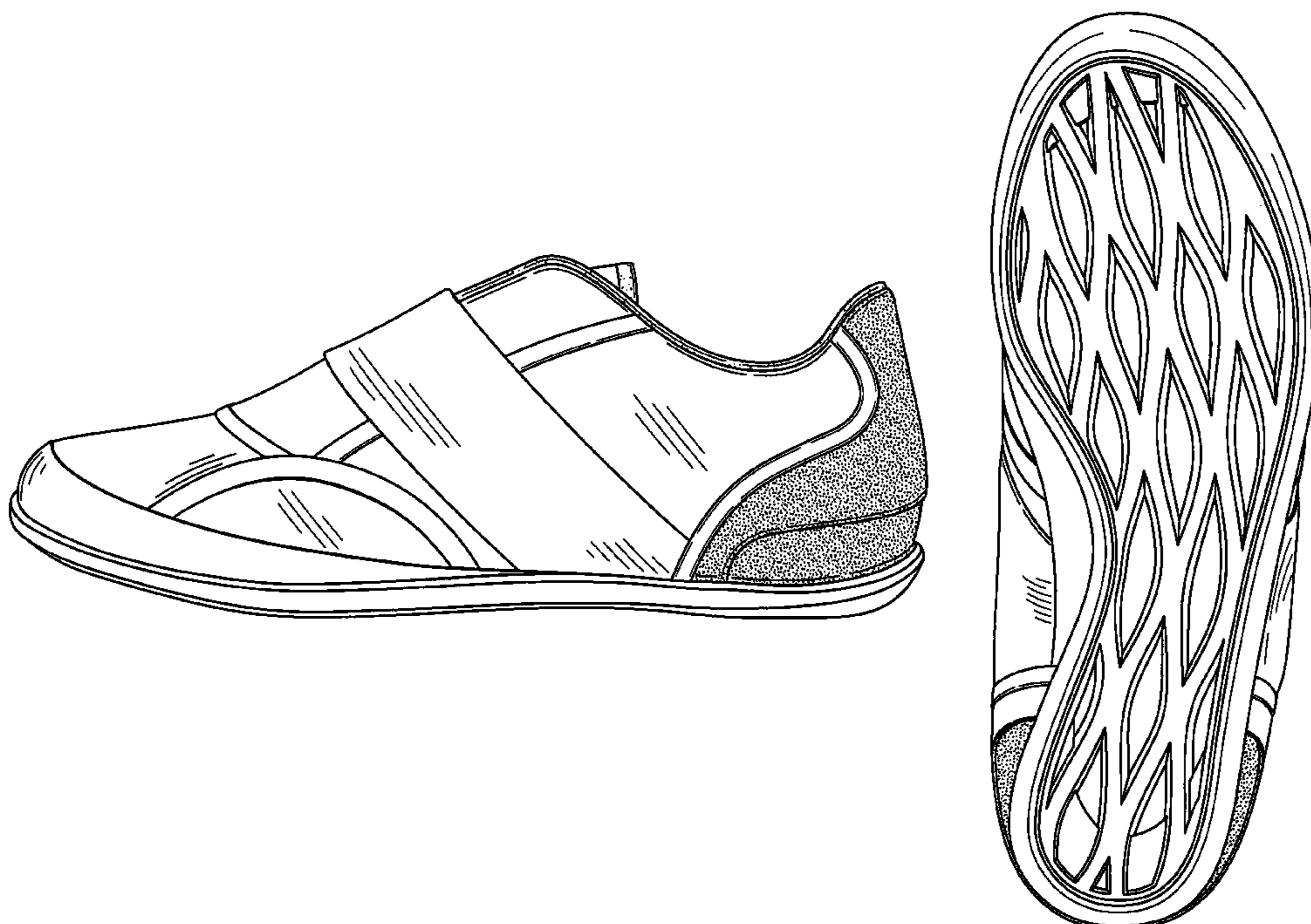
FIG. 5 is a rear view of the footwear shown in FIG. 1;

FIG. 6 is a top view of the footwear shown in FIG. 1; and,

FIG. 7 is a bottom view of the footwear shown in FIG. 1.

The broken line showing of the sole is for illustrative purposes only and forms no part of the claimed design.

**1 Claim, 6 Drawing Sheets**



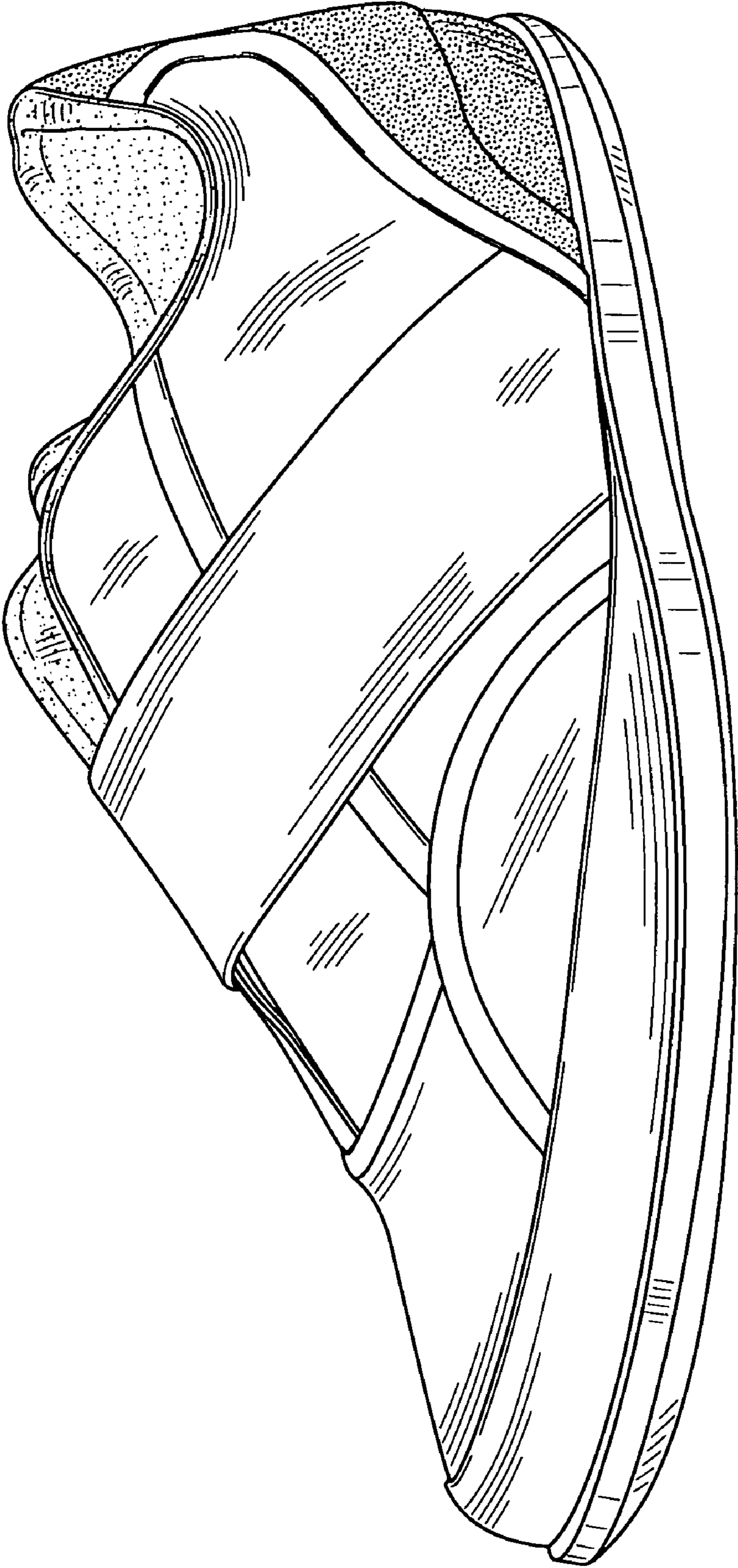


FIG. 1

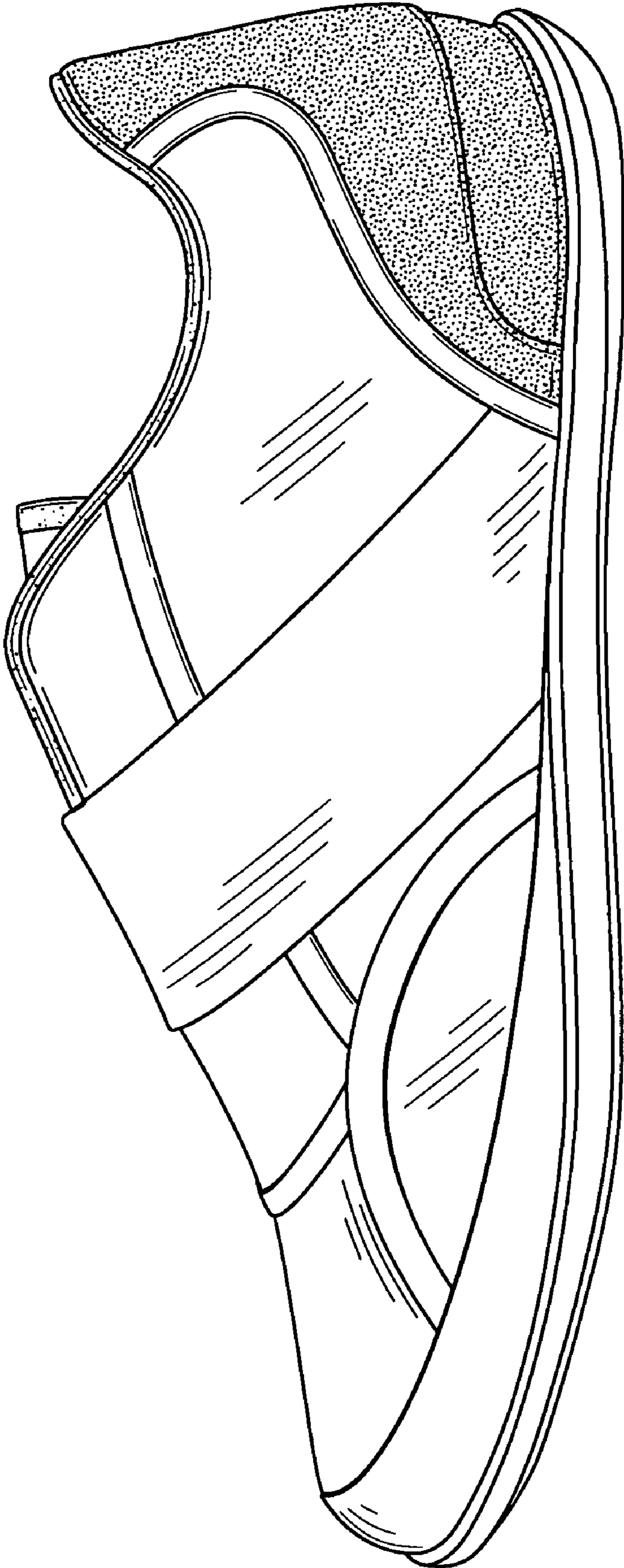


FIG. 2

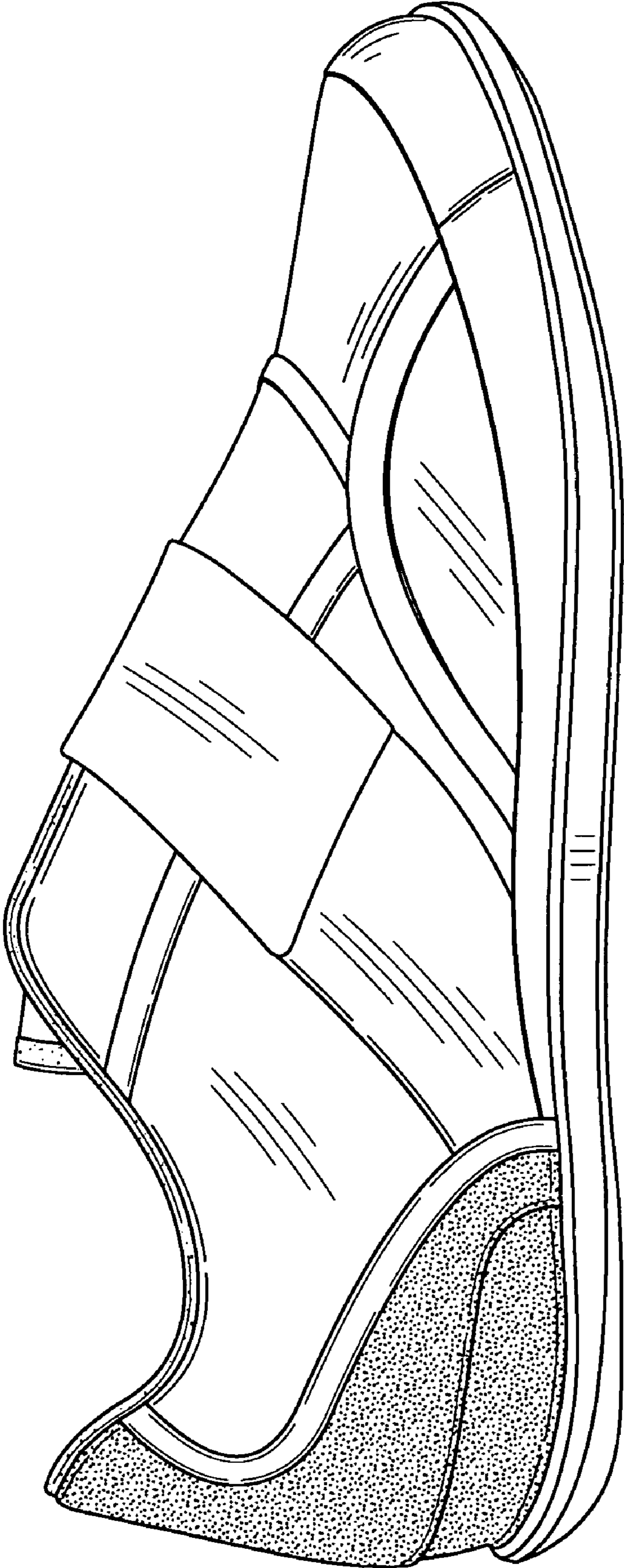


FIG. 3




FIG. 4

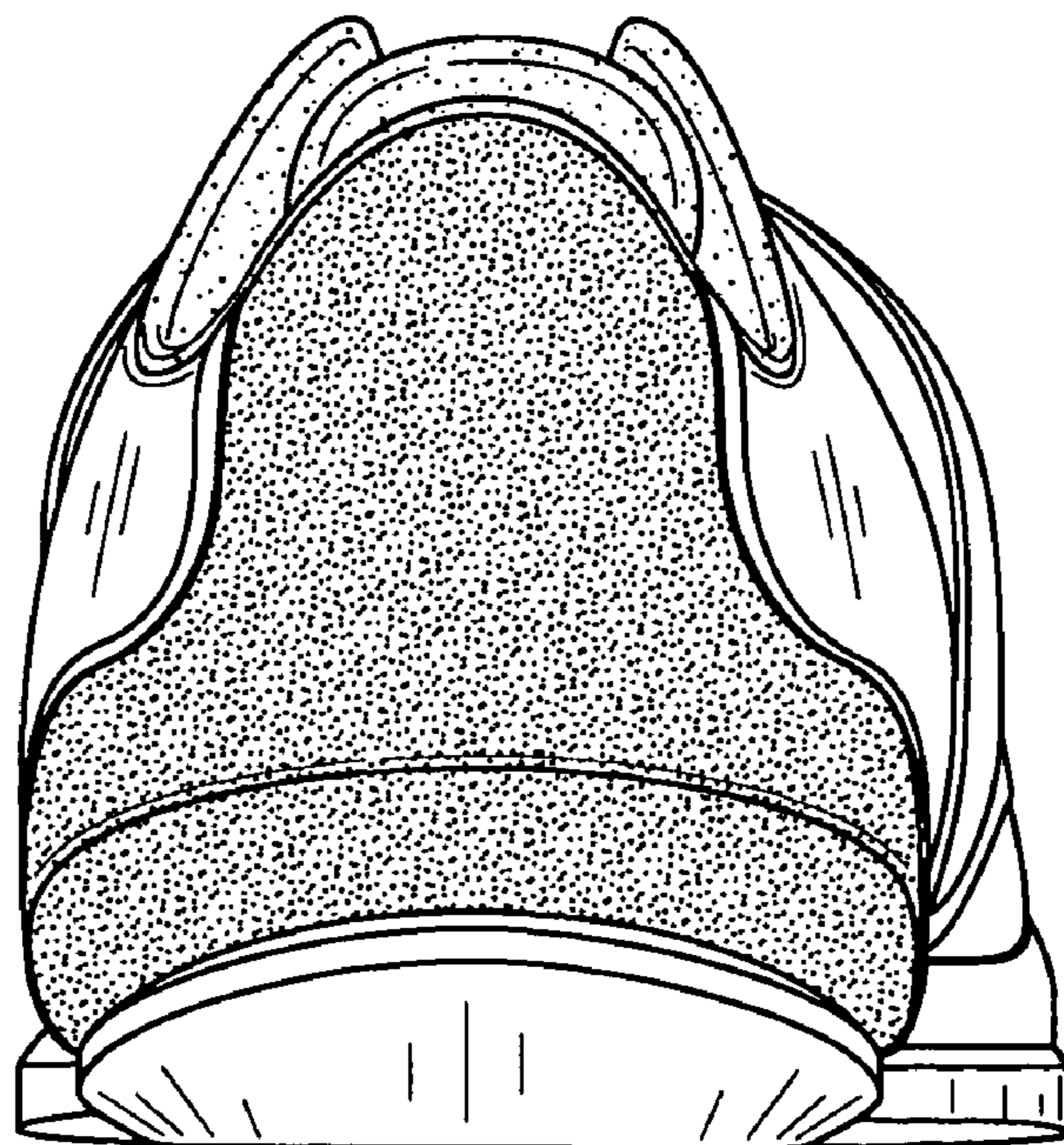


FIG. 5




FIG. 6




FIG. 7