



US00D613041S

(12) **United States Design Patent**
Thompson

(10) **Patent No.:** **US D613,041 S**
(45) **Date of Patent:** **** Apr. 6, 2010**

(54) **FOOTWEAR**

(75) Inventor: **James Thompson**, London (GB)

(73) Assignee: **Lacoste Alligator S.A.**, Geneva (CH)

(**) Term: **14 Years**

(21) Appl. No.: **29/312,703**

(22) Filed: **Nov. 6, 2008**

(30) **Foreign Application Priority Data**

Jul. 11, 2008 (EM) 000968540

(51) **LOC (9) Cl.** **02-04**

(52) **U.S. Cl.** **D2/902; D2/908**

(58) **Field of Classification Search** D2/896,
D2/902, 906-912, 943, 944, 951, 953, 959,
D2/960, 969, 972-974; 36/45-49, 50.1,
36/77 M, 77 R, 83, 88, 113, 114, 126-131,
36/25 R-25 A

See application file for complete search history.

(56) **References Cited**

U.S. PATENT DOCUMENTS

D57,110 S *	2/1921	Brown	D2/902
D114,917 S *	5/1939	Cairns	D2/902
D128,519 S *	7/1941	Hard	D2/902
D173,700 S *	12/1954	Hosker	D2/907
D294,998 S *	4/1988	Brown et al.	D2/973
D302,898 S *	8/1989	Greenberg	D2/969
D334,831 S *	4/1993	Worthington	D2/969
D336,766 S *	6/1993	Sjosward	D2/902
D346,690 S *	5/1994	Crowley et al.	D2/970
D346,898 S *	5/1994	Teague	D2/970
D397,240 S *	8/1998	Hatfield et al.	D2/972
D522,738 S *	6/2006	Wozniak	D2/972
D524,527 S *	7/2006	Shin	D2/972
D526,770 S *	8/2006	Hull	D2/972
D544,695 S *	6/2007	Rasmussen	D2/972

D551,840 S *	10/2007	Avar	D2/972
D552,832 S *	10/2007	Hardy	D2/902
D569,602 S *	5/2008	Caron	D2/969
D570,588 S *	6/2008	Petrie	D2/969
D571,991 S *	7/2008	Petrie	D2/969
D574,589 S *	8/2008	Edwards et al.	D2/969
D575,037 S *	8/2008	Della Valle	D2/902
D576,381 S *	9/2008	Weber	D2/902
D576,383 S *	9/2008	Weber	D2/902

(Continued)

Primary Examiner—Dominic Simone

(74) *Attorney, Agent, or Firm*—Fross Zelnick Lehrman & Zissu, P.C.; Charles T.J. Weigell, Esq.

(57) **CLAIM**

The ornamental design for footwear, as shown and described.

DESCRIPTION

FIG. 1 is a front perspective view of a shoe showing my footwear design;

FIG. 2 is a right side view of the footwear shown in FIG. 1;

FIG. 3 is a left side view of the footwear shown in FIG. 1;

FIG. 4 is a front view of the footwear shown in FIG. 1;


FIG. 5 is a rear view of the footwear shown in FIG. 1;

FIG. 6 is a top view of the footwear shown in FIG. 1; and,

FIG. 7 is a bottom view of the footwear shown in FIG. 1.

The stippling shown in FIGS. 1-7 indicates color contrast, except for the stippling on the sole, which indicates surface texture contrast. The broken line showing of the laces and portion of the rear of the footwear is for illustrative purposes only and forms no part of the claimed design.

1 Claim, 7 Drawing Sheets



US D613,041 S

Page 2

U.S. PATENT DOCUMENTS

D592,837 S *	5/2009	Vico et al.	D2/902	
D594,187 S *	6/2009	Hickman	D2/907	* cited by examiner
					D595,950 S * 7/2009
					Mayden D2/972

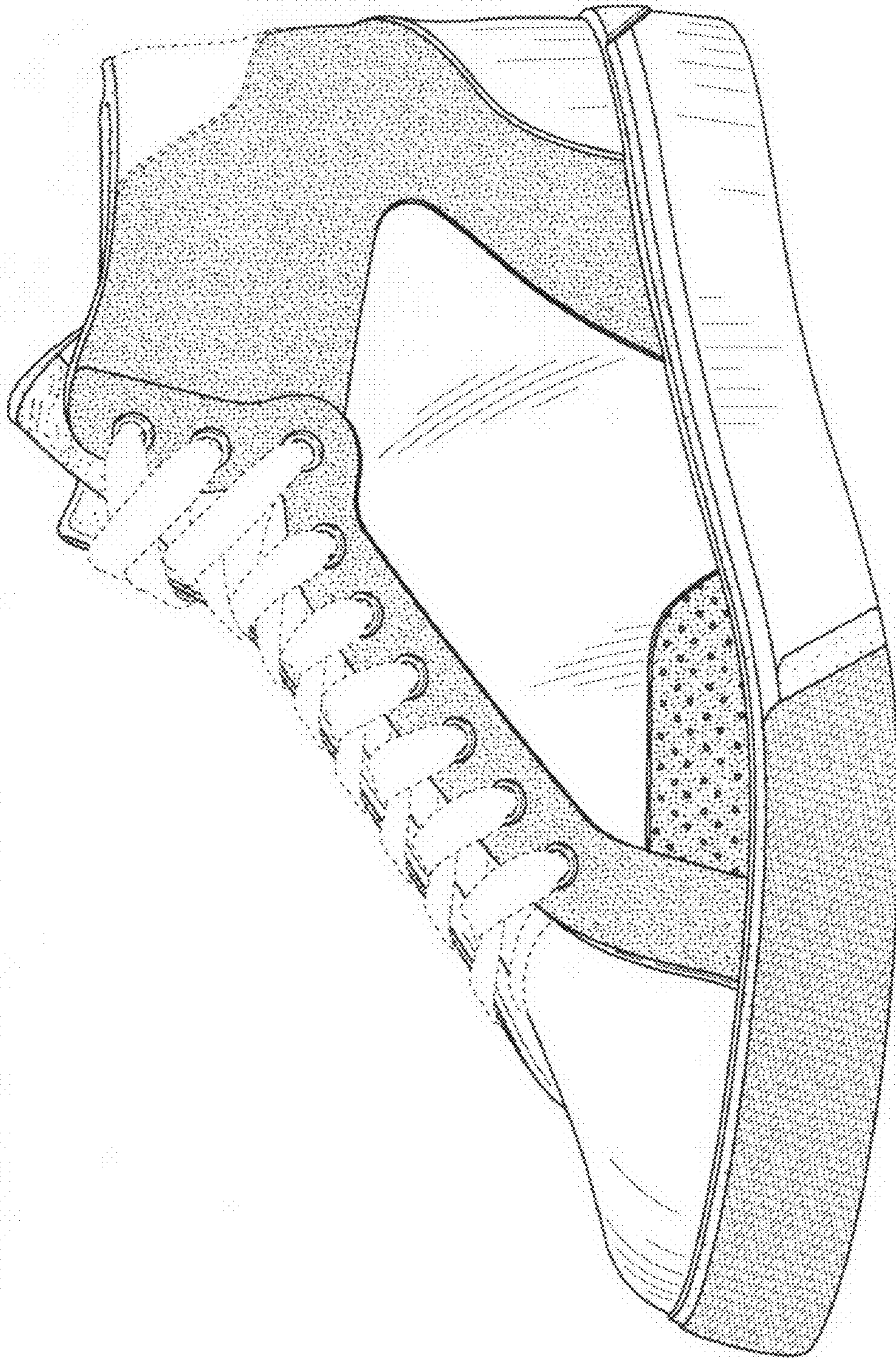


FIG. 1

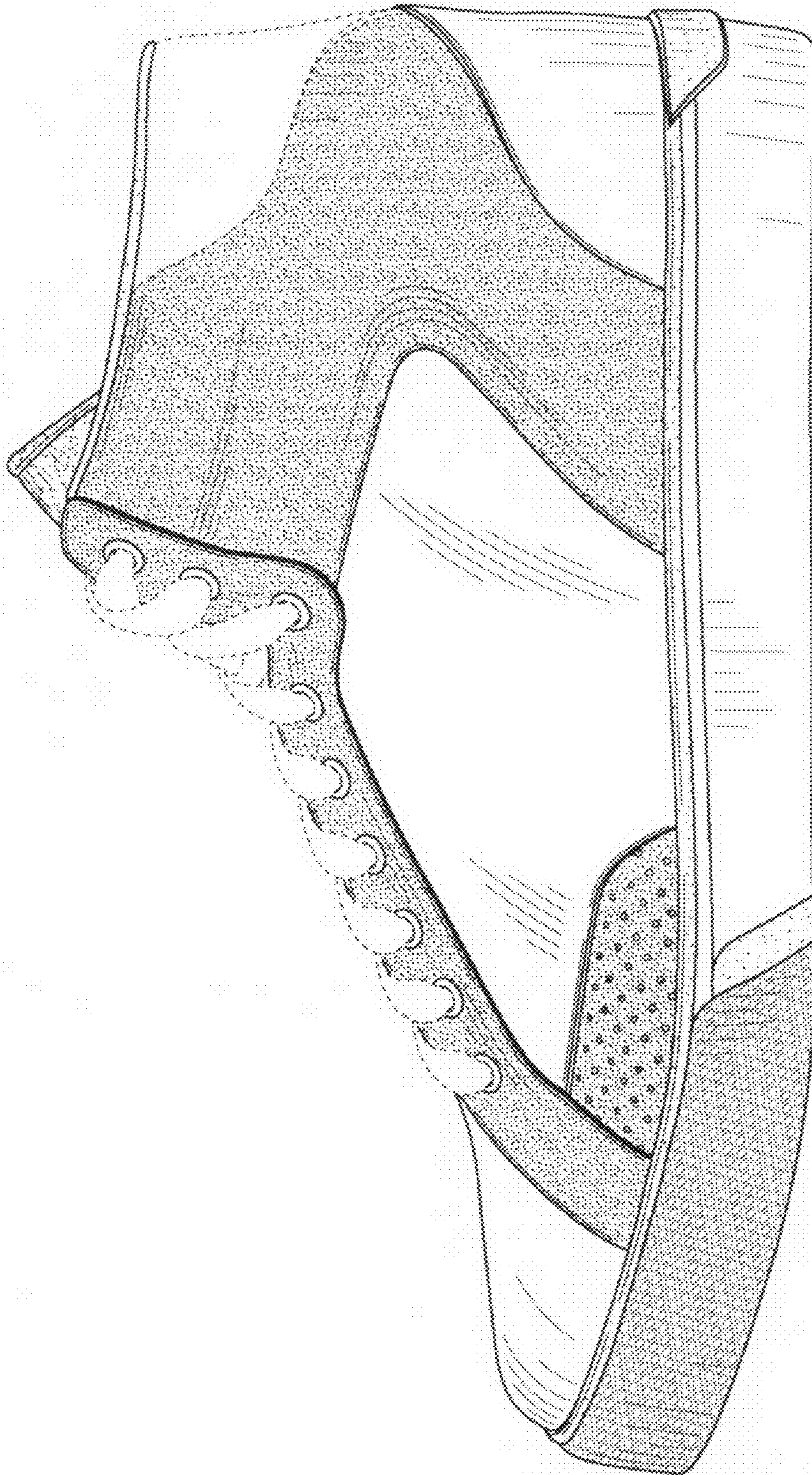


FIG. 2

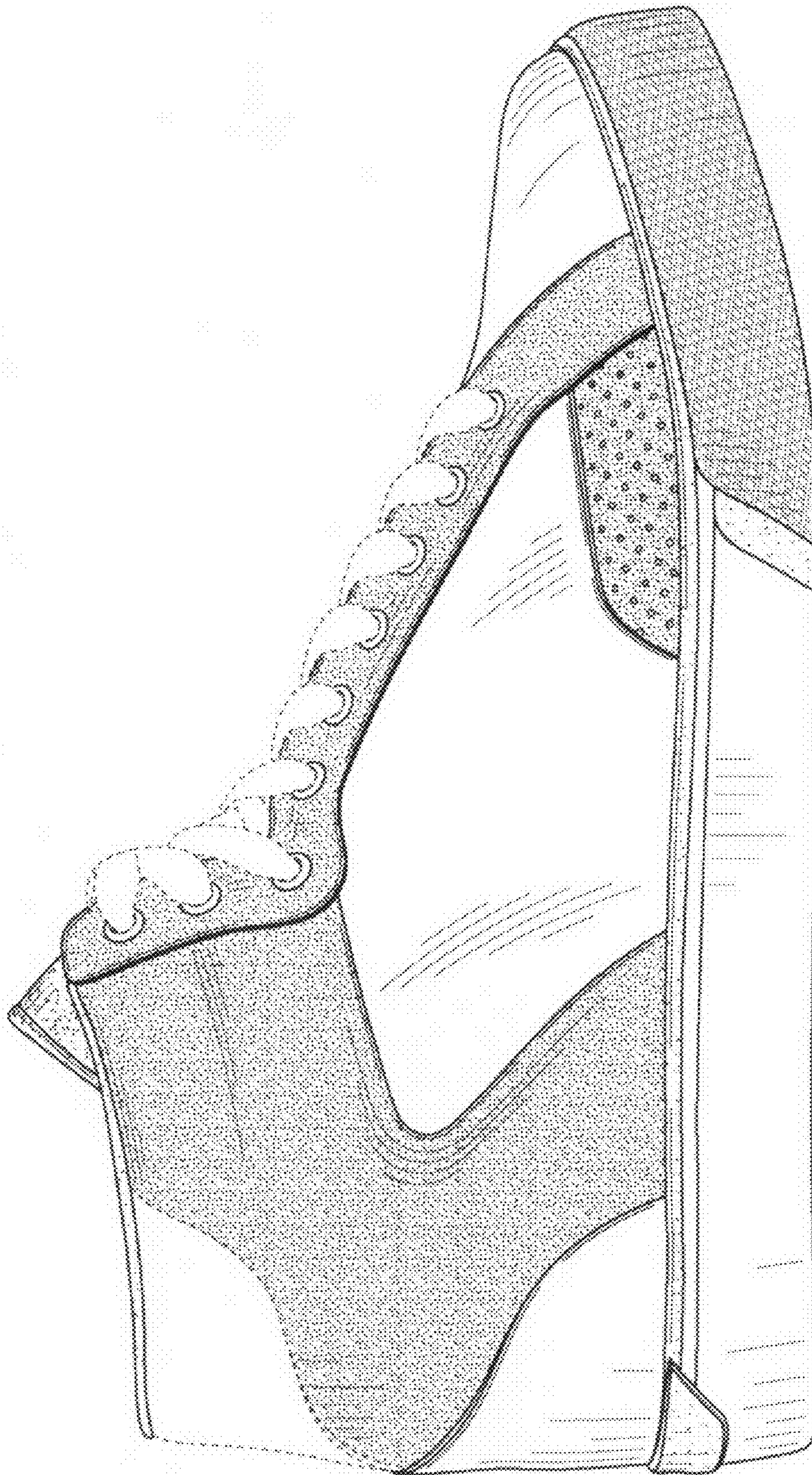


FIG. 3

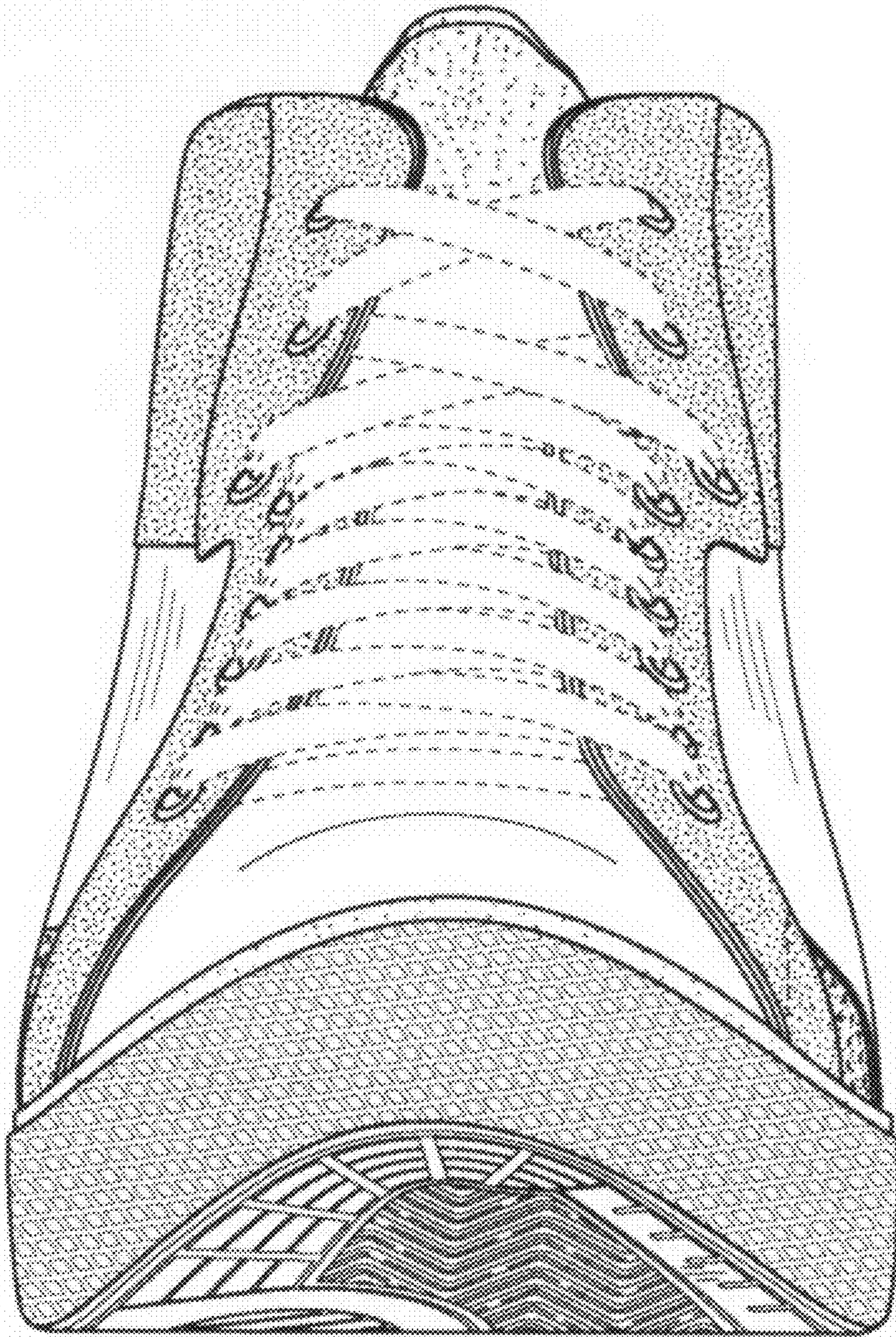


FIG. 4

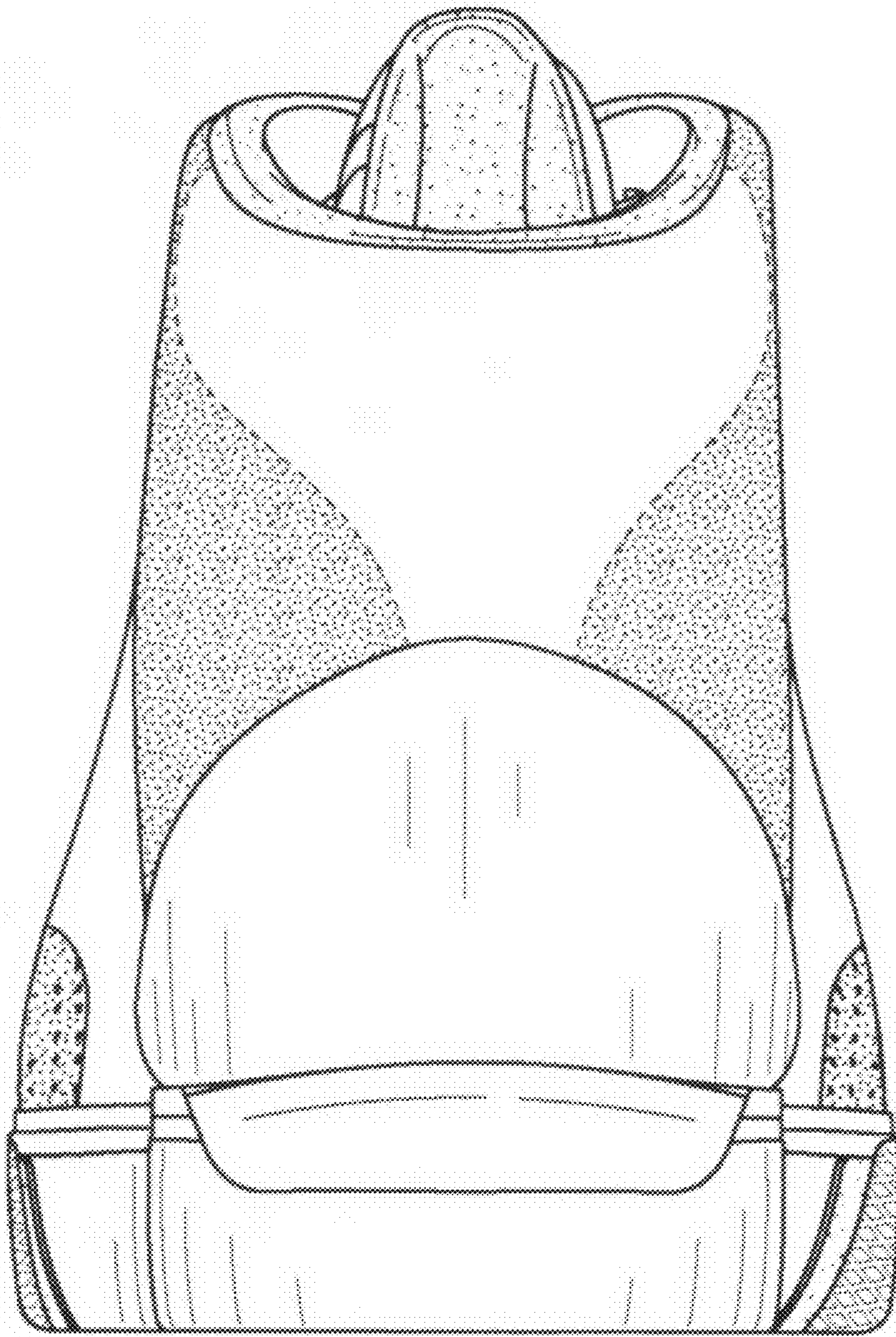


FIG. 5

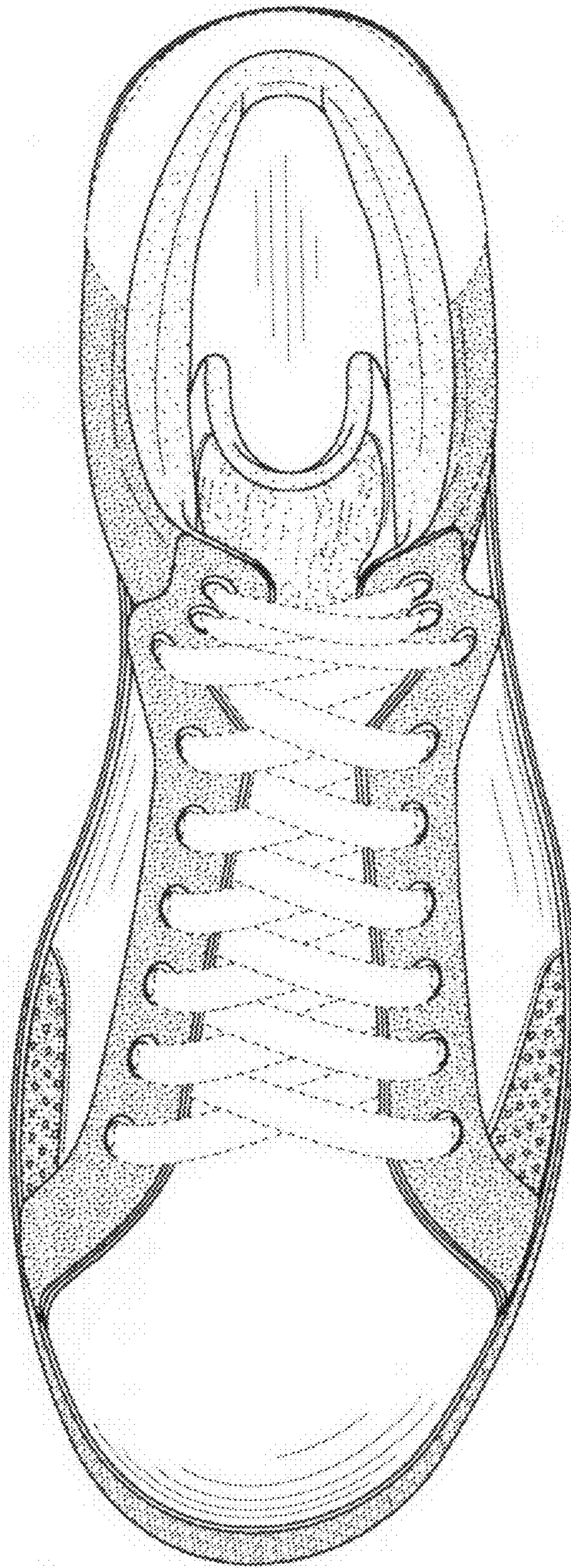


FIG. 6

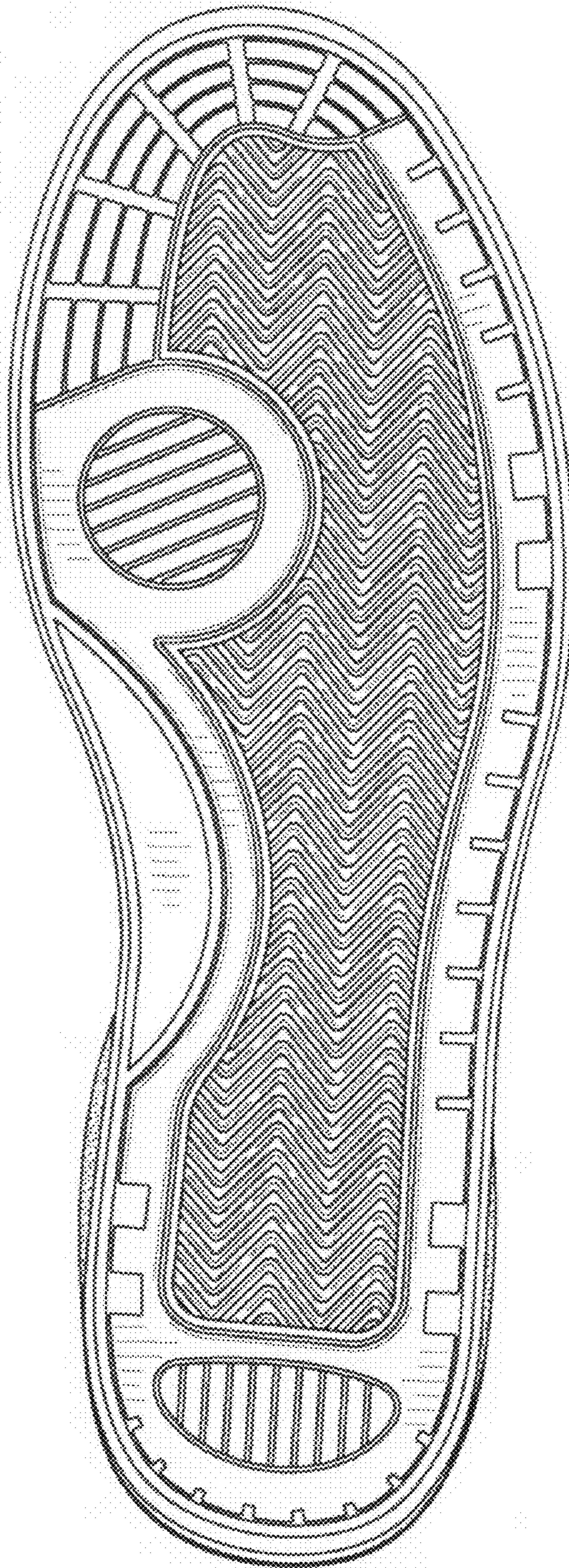


FIG. 7