



US00D613017S

(12) **United States Design Patent**  
**Snell**

(10) **Patent No.:** **US D613,017 S**  
(45) **Date of Patent:** **\*\* Mar. 30, 2010**

(54) **LARGE SINK MAT**

(75) Inventor: **Russell Benton Snell**, Bentleyville, OH  
(US)

(73) Assignee: **InterDesign, Inc.**, Solon, OH (US)

(\*\*) Term: **14 Years**

(21) Appl. No.: **29/286,462**

(22) Filed: **May 7, 2007**

(51) **LOC (9) Cl.** ..... **07-05**

(52) **U.S. Cl.** ..... **D32/57; D25/151**

(58) **Field of Classification Search** ..... **D32/55-57;**  
**D6/585-588, 582-583; D12/203; 4/657,**  
**4/581-583; 15/215-217; 52/311.2**

See application file for complete search history.

(56) **References Cited**

**U.S. PATENT DOCUMENTS**

544,557	A *	8/1895	Armitage	.....	15/215
D196,909	S *	11/1963	Zeman	.....	D25/151
D229,000	S *	11/1973	Wilson et al.	.....	D6/583
D232,995	S *	10/1974	Molzen	.....	D6/583
D238,538	S *	1/1976	Smith	.....	D6/582
5,884,445	A *	3/1999	Woolford	.....	52/311.2
D414,973	S *	10/1999	Craft et al.	.....	D6/583
D418,647	S	1/2000	Snell		
D462,791	S *	9/2002	Sweeting-McCombs et al.	D25/	163
D514,765	S	2/2006	Dretzka		
D517,759	S	3/2006	Dretzka		
D529,853	S *	10/2006	Thom	.....	D12/203

D559,606	S *	1/2008	Snell	.....	D6/583
D559,607	S *	1/2008	Snell	.....	D6/583
D560,048	S *	1/2008	Snell	.....	D32/57
D603,777	S *	11/2009	Masanek, Jr.	.....	D12/203

**OTHER PUBLICATIONS**

InterDesign, Inc. Product Brochure—2000, p. 42.  
InterDesign, Inc. Product Brochure—2001, pp. 5-6.  
InterDesign, Inc. Product Brochure—2003, p. 54.

\* cited by examiner

*Primary Examiner*—Rosemary K Tarcza

(74) *Attorney, Agent, or Firm*—D. Peter Hochberg; Sean F. Mellino; Daniel J. Smola

(57) **CLAIM**

The ornamental design for a large sink mat, as shown and described.

**DESCRIPTION**

FIG. 1 is a perspective view of the large sink mat according to the invention;

FIG. 2 is a front view of the large sink mat as shown in FIG. 1;

FIG. 3 is a top view of the large sink mat as shown in FIG. 1;

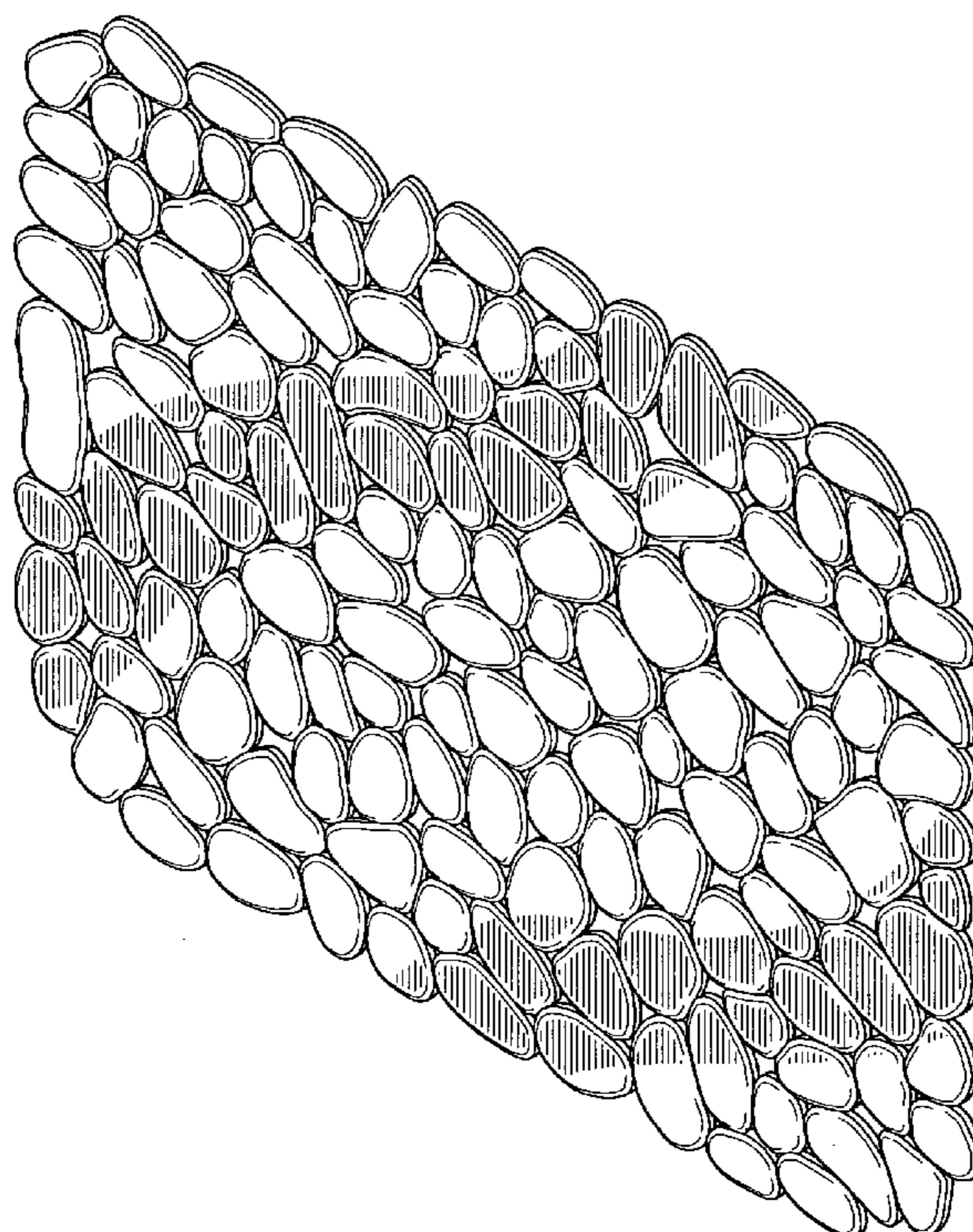
FIG. 4 is a side view of the large sink mat as shown in FIG. 1;

FIG. 5 is a bottom view of the large sink mat as shown in FIG. 1;

FIG. 6 is a side view of the large sink mat as shown in FIG. 1, viewed from the opposite side of that shown in FIG. 4; and,

FIG. 7 is a rear view of the large sink mat as shown in FIG. 1.

**1 Claim, 3 Drawing Sheets**



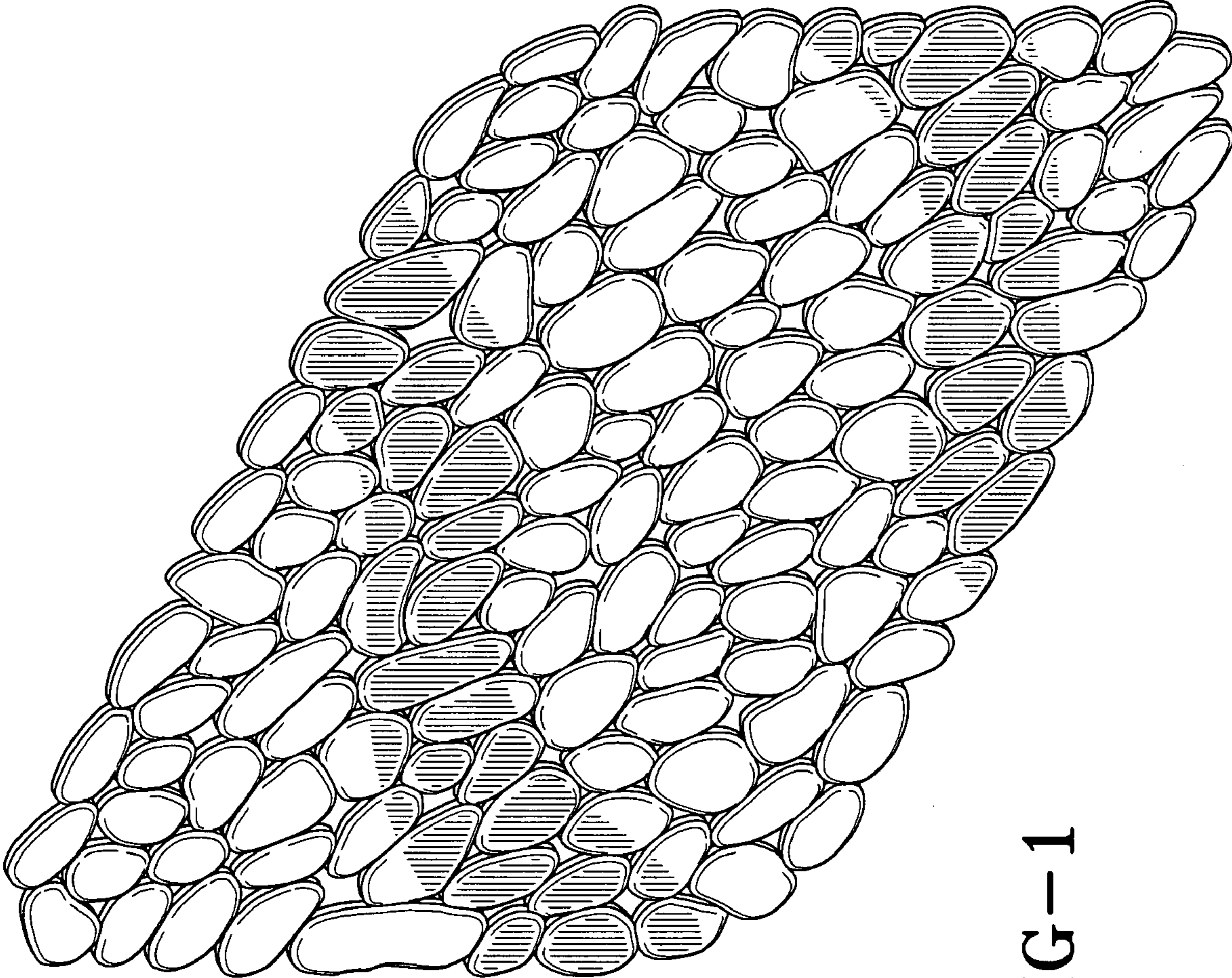


FIG-1





FIG-2

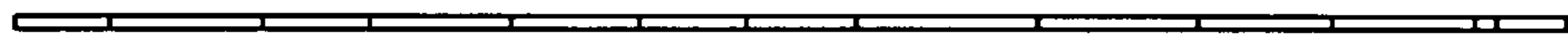



FIG-3

FIG-4




FIG-5



FIG-6



FIG-7