



US00D612998S

(12) **United States Design Patent**
Kishihara et al.

(10) **Patent No.:** **US D612,998 S**
(45) **Date of Patent:** **** Mar. 30, 2010**

(54) **WORK GLOVE**

(75) Inventors: **Hidetoshi Kishihara**, Himeji (JP);
Yasuhiro Fukushima, Himeji (JP);
Takaki Morita, Himeji (JP)

(73) Assignee: **Showa Glove Co.** (JP)

(**) Term: **14 Years**

(21) Appl. No.: **29/342,611**

(22) Filed: **Aug. 28, 2009**

(30) **Foreign Application Priority Data**

May 8, 2009 (JP) 2009-010309

(51) **LOC (9) Cl.** **02-06**

(52) **U.S. Cl.** **D29/117.2**

(58) **Field of Classification Search** D2/610,
D2/612, 614–623; D29/113, 115, 116.2,
D29/117.1–119, 120.1, 123; 2/16, 19, 20,
2/159, 161.1–161.8, 162, 198, 170, 455,
2/908, 910, 917; D24/190, 206, 188, 189,
D24/208; D28/63; D32/40, 42, 43, 41; D21/807;
D3/215, 224, 226, 218; 224/219, 222, 267,
224/237; 40/586, 633; 15/104.94, 107, 227;
D4/134; D20/33

See application file for complete search history.

(56) **References Cited**

U.S. PATENT DOCUMENTS

3,251,067 A * 5/1966 Shmikler 2/169
3,341,861 A * 9/1967 Robbins 2/163

4,388,733 A * 6/1983 Anstett 2/16
4,399,567 A * 8/1983 Weon Joong 2/161.6
D310,133 S * 8/1990 Chen et al. D29/117.1
D367,752 S * 3/1996 Bruckert D29/117.1
D500,396 S * 1/2005 Akagi D2/617
D500,900 S * 1/2005 Shim D29/123
D515,785 S * 2/2006 Kishihara et al. D2/623
D555,876 S * 11/2007 Kishihara et al. D2/617

* cited by examiner

Primary Examiner—Raphael Barkai

Assistant Examiner—Randall H Gholson

(74) *Attorney, Agent, or Firm*—Kusner & Jaffe

(57) **CLAIM**

The ornamental design for a work glove, as shown and described.

DESCRIPTION

FIG. 1 is a front side perspective view of our new work glove;

FIG. 2 is a rear side perspective view;

FIG. 3 is a front view;

FIG. 4 is a rear view;

FIG. 5 is a right side view;

FIG. 6 is a left side view;

FIG. 7 is a top plan view;

FIG. 8 is a bottom plan view; and,

FIG. 9 is a partially enlarged front view.

The Figures referred to above show a left-hand glove. A right-hand glove is a mirror image thereof.

1 Claim, 8 Drawing Sheets





FIG. 1



FIG. 2



FIG. 3



FIG. 4




FIG. 5

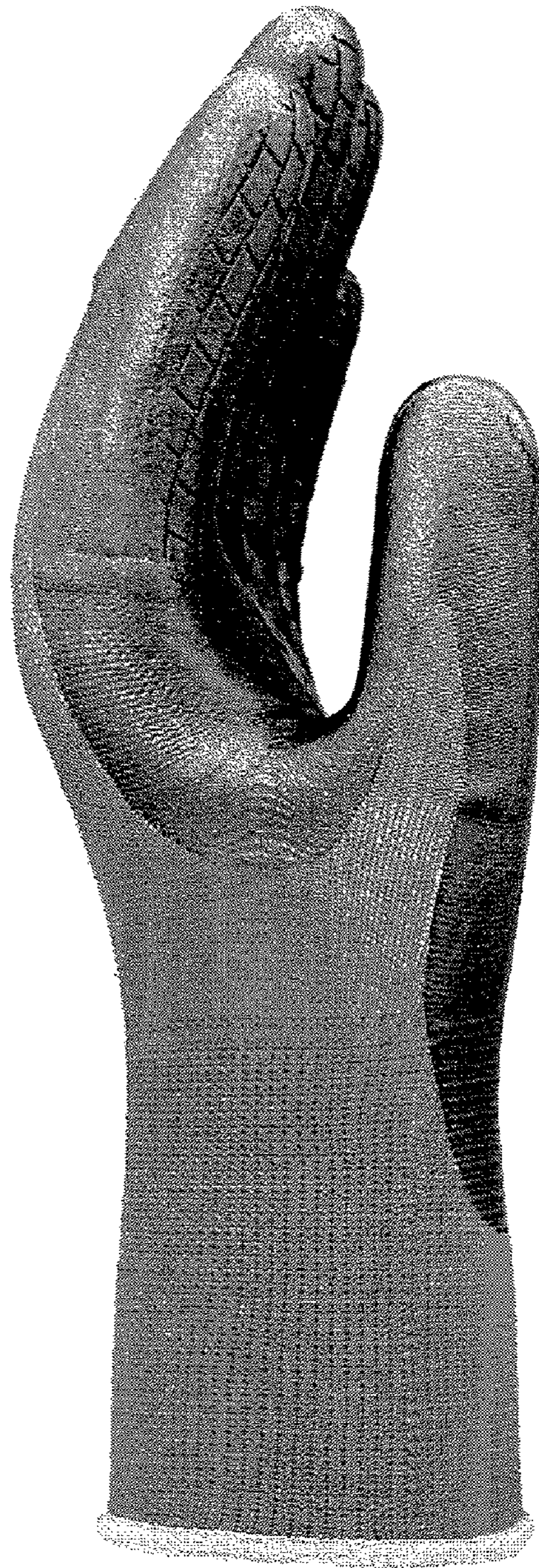


FIG. 6

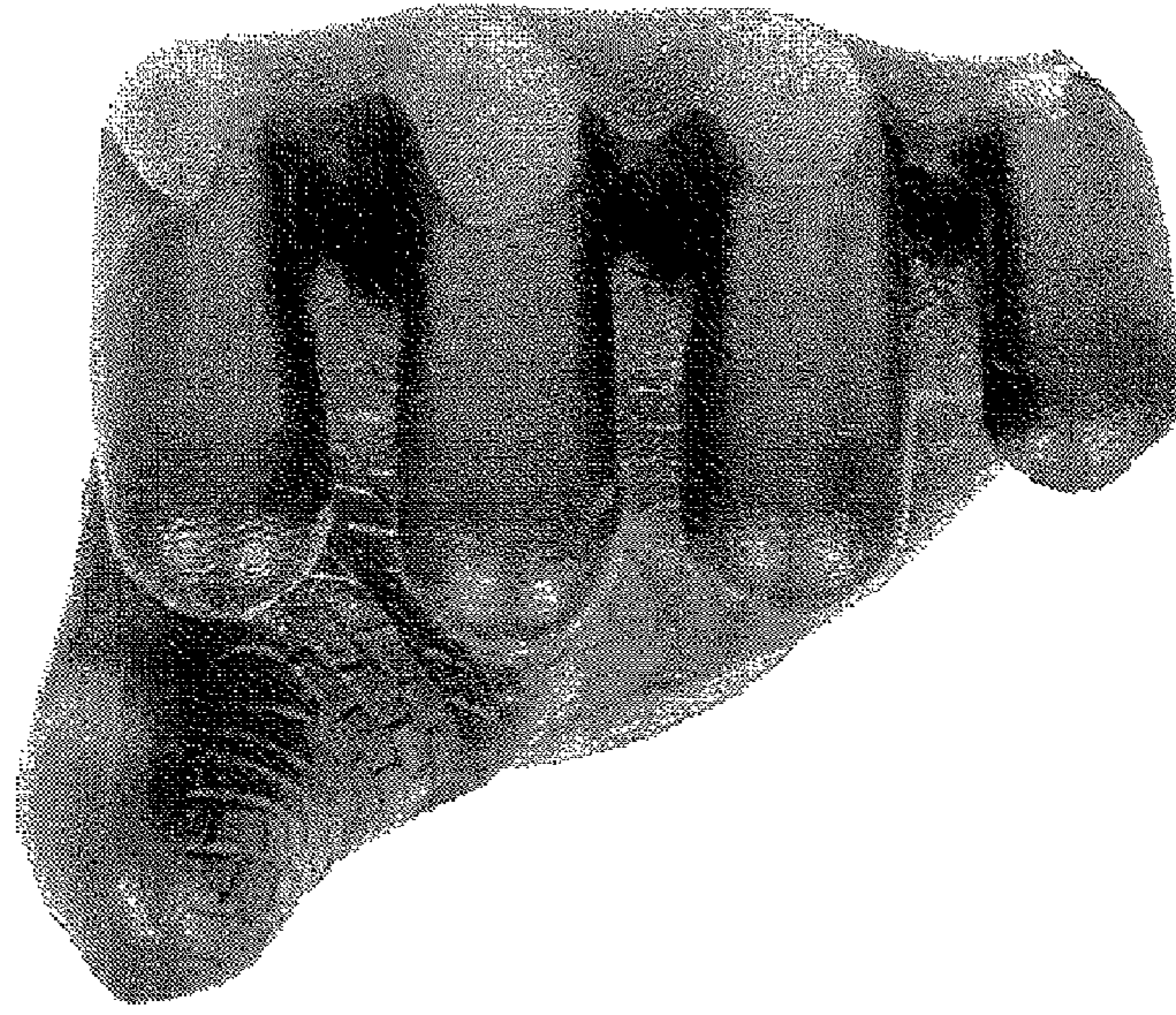


FIG. 7

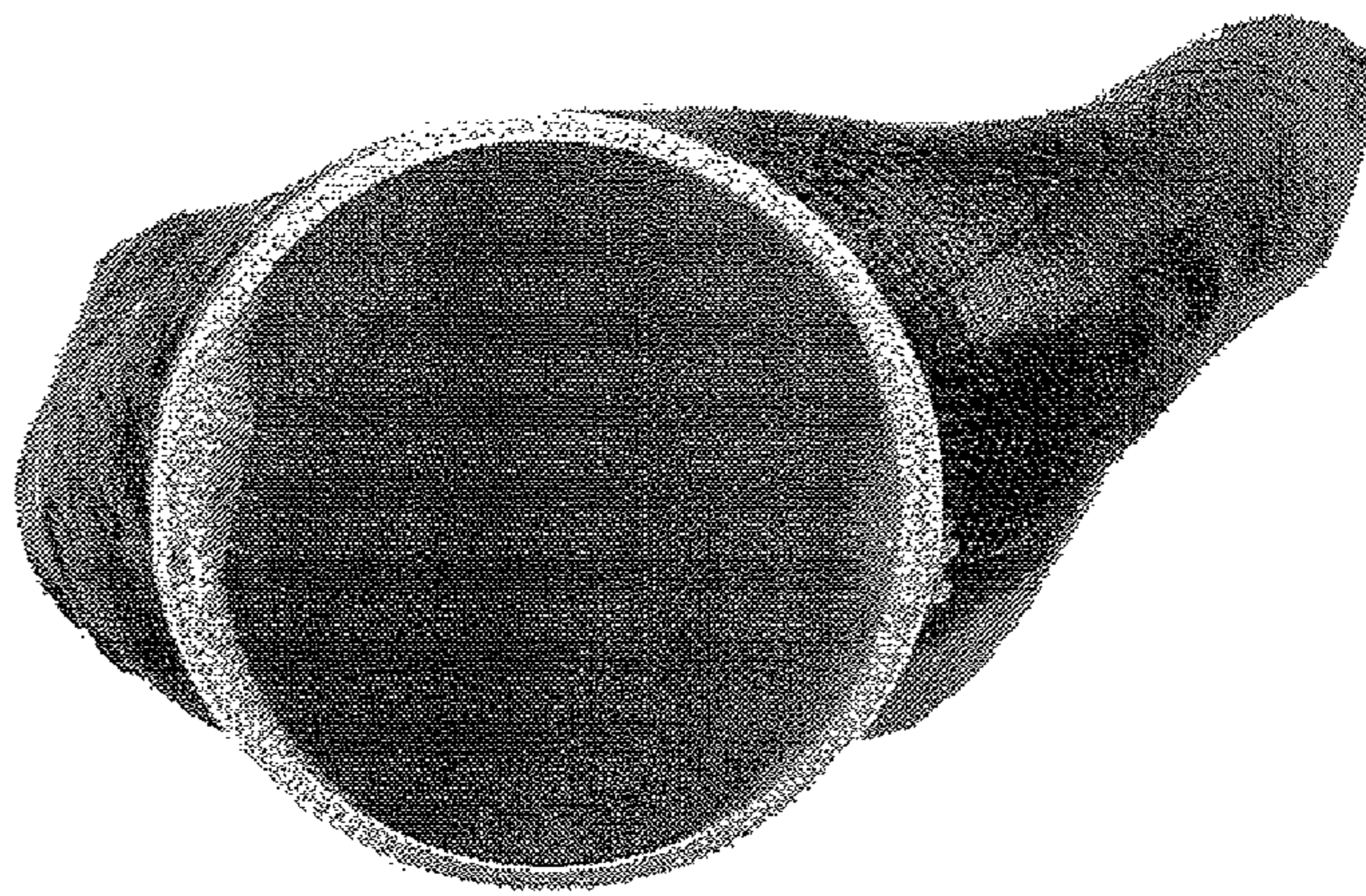


FIG. 8



FIG. 9