



US00D612993S

(12) **United States Design Patent**
Schaeffer

(10) **Patent No.:** **US D612,993 S**
(45) **Date of Patent:** **** Mar. 30, 2010**

(54) **COMBINATION CUTICLE PUSHER AND GEL STIRRER**

(75) Inventor: **George W. Schaeffer**, Beverly Hills, CA (US)

(73) Assignee: **OPI Products, Inc.**, North Hollywood, CA (US)

(**) Term: **14 Years**

(21) Appl. No.: **29/351,613**

(22) Filed: **Dec. 8, 2009**

(51) **LOC (9) Cl.** **28-03**

(52) **U.S. Cl.** **D28/57; D24/149; D24/154**

(58) **Field of Classification Search** D28/56-57, D28/59, 62; D24/149, 154; 433/141-143, 433/114; 132/73, 73.5, 75.3-75.6, 76.4
See application file for complete search history.

(56) **References Cited**

U.S. PATENT DOCUMENTS

D308,735 S * 6/1990 Cane et al. D28/57
4,930,529 A * 6/1990 Whitney 132/73

D436,230 S * 1/2001 Baltierra D28/57
D437,455 S * 2/2001 Baltierra D28/57
D577,461 S * 9/2008 Wittke-Kothe D28/57
D588,748 S * 3/2009 Wittke-Kothe D28/57
D588,749 S * 3/2009 Wittke-Kothe D28/57

* cited by examiner

Primary Examiner—Jennifer Rivard

(74) *Attorney, Agent, or Firm*—Blakely, Sokoloff, Taylor & Zafman

(57) **CLAIM**

The ornamental design for the combination cuticle pusher and gel stirrer, as shown and described.

DESCRIPTION

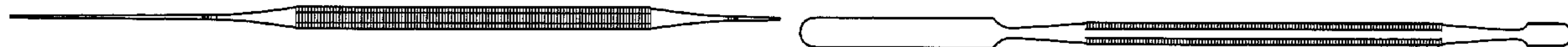
FIG. 1 is a side elevation view of a combination cuticle pusher and gel stirrer showing my new design, the opposite side being identical thereto.

FIG. 2 is a top plan view thereof, the bottom plan view being identical thereto.

FIG. 3 is a front elevation view thereof; and,

FIG. 4 is a rear elevation view thereof.

1 Claim, 1 Drawing Sheet






FIG. 1

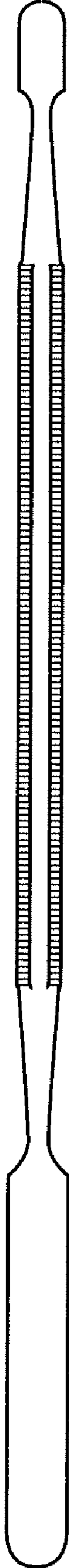


FIG. 2



FIG. 3

FIG. 4

