



US00D612977S

(12) **United States Design Patent**
Chen

(10) **Patent No.:** **US D612,977 S**
(45) **Date of Patent:** **** Mar. 30, 2010**

(54) **RECTANGULAR LAMPSHADE**

(75) Inventor: **Chin-Yi Chen**, Taipei County (TW)

(73) Assignee: **Yi-Jin Industrial Co., Ltd.**,
Xin-Zhuang, Taipei County (TW)

(**) Term: **14 Years**

(21) Appl. No.: **29/311,627**

(22) Filed: **May 5, 2009**

(51) **LOC (9) Cl.** **26-99**

(52) **U.S. Cl.** **D26/128**

(58) **Field of Classification Search** D26/25,
D26/27, 28, 120, 122, 128, 89, 113, 24, 2,
D26/3, 124; 362/240, 545, 235, 334, 327,
362/241; D13/180

See application file for complete search history.

(56) **References Cited**

U.S. PATENT DOCUMENTS

D264,254	S *	5/1982	Heritage	D26/74
6,188,527	B1 *	2/2001	Bohn	359/710
6,641,282	B2 *	11/2003	Perlo et al.	362/217.06
D495,822	S *	9/2004	Yoneda	D26/124
D506,274	S *	6/2005	Moriyama et al.	D26/3
D511,787	S *	11/2005	Galli	D16/134
7,070,443	B2 *	7/2006	Tashiro et al.	439/419
D535,262	S *	1/2007	Saito et al.	D13/180
D539,944	S *	4/2007	Egawa et al.	D26/24
7,207,700	B2 *	4/2007	Fallahi et al.	362/334
7,267,459	B2 *	9/2007	Matheson	362/362
2003/0137838	A1 *	7/2003	Rizkin et al.	362/240

2003/0156410 A1* 8/2003 Ter-Hovhannisian 362/241

* cited by examiner

Primary Examiner—Cathron C Brooks

Assistant Examiner—Kevin K Rudzinski

(74) *Attorney, Agent, or Firm*—Bacon & Thomas, PLLC

(57) **CLAIM**

I claim the ornamental design for a rectangular lampshade, as shown and described.

DESCRIPTION

FIG. 1 is a top perspective view of a rectangular lampshade showing my new design;

FIG. 2 is a front elevational view thereof;

FIG. 3 is a rear elevational view thereof;

FIG. 4 is a left side elevational view thereof;

FIG. 5 is a right side elevational view thereof;

FIG. 6 is a top plan view thereof;

FIG. 7 is a bottom plan view thereof;

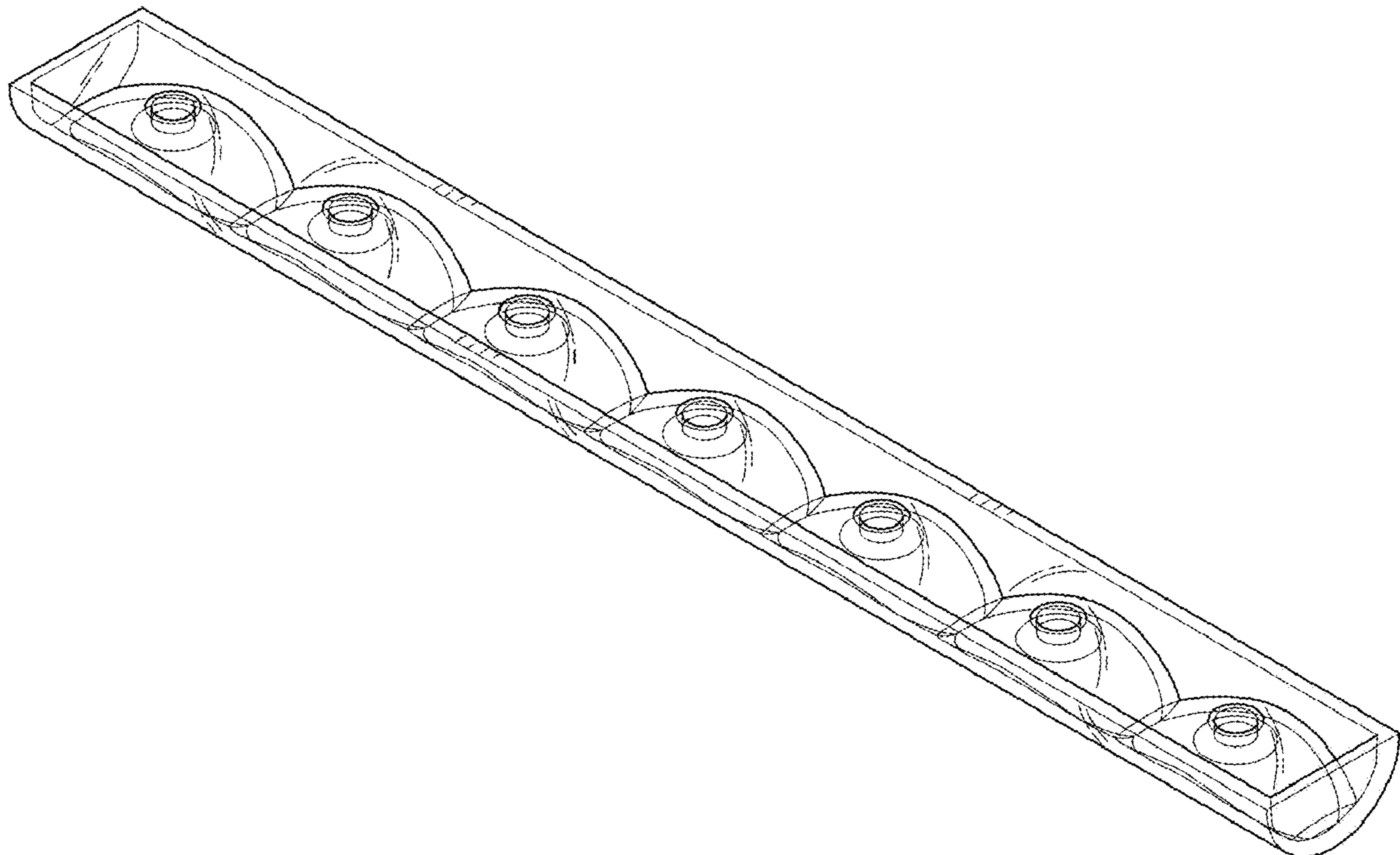
FIG. 8 is a cross-sectional view taken along line 8—8 shown in FIG. 7.

FIG. 9 is a bottom perspective view thereof; and,

FIG. 10 is a top perspective view of the rectangular lampshade showing the environment of the invention.

The broken lines shown in FIG. 10 are included for the purpose of illustrating environmental structure and form no part of the claimed design.

1 Claim, 6 Drawing Sheets



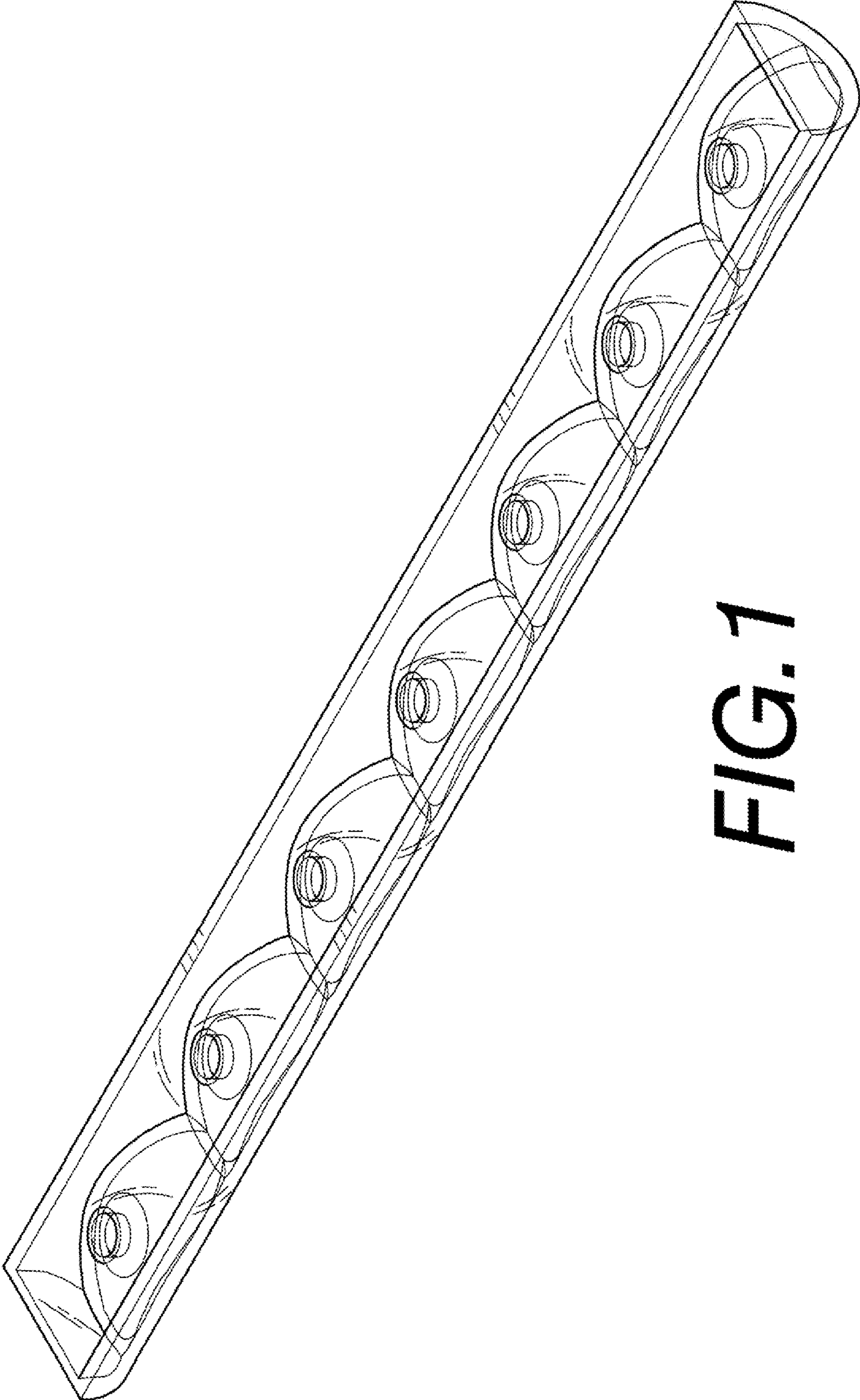


FIG. 1




FIG. 2



FIG. 3

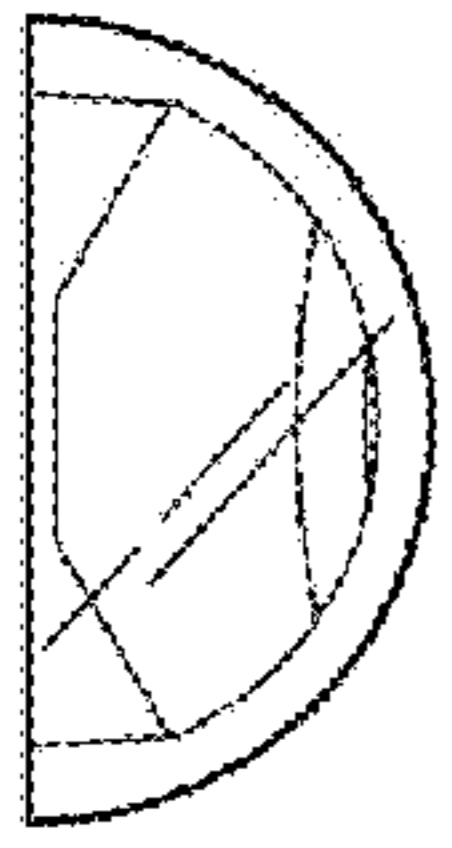


FIG. 4




FIG. 5

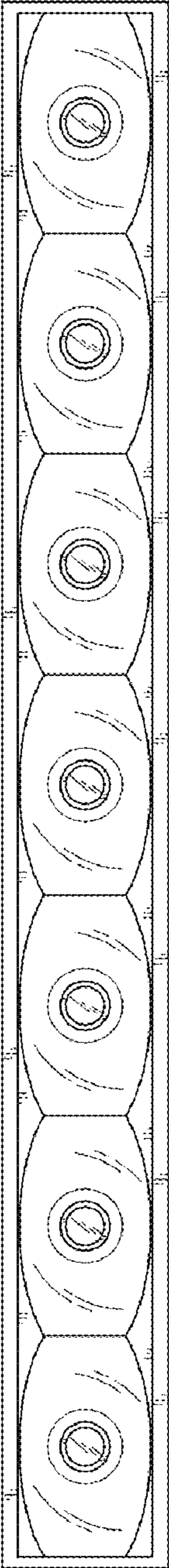


FIG. 6

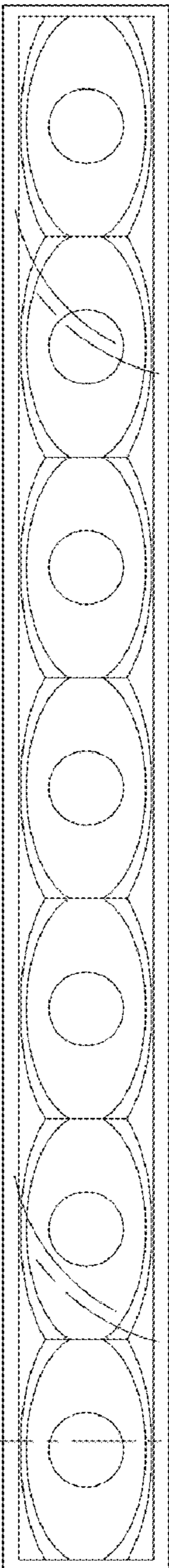


FIG. 7

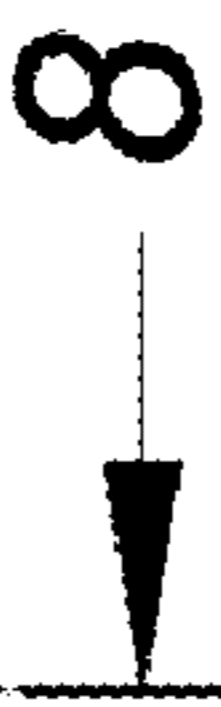


FIG. 8

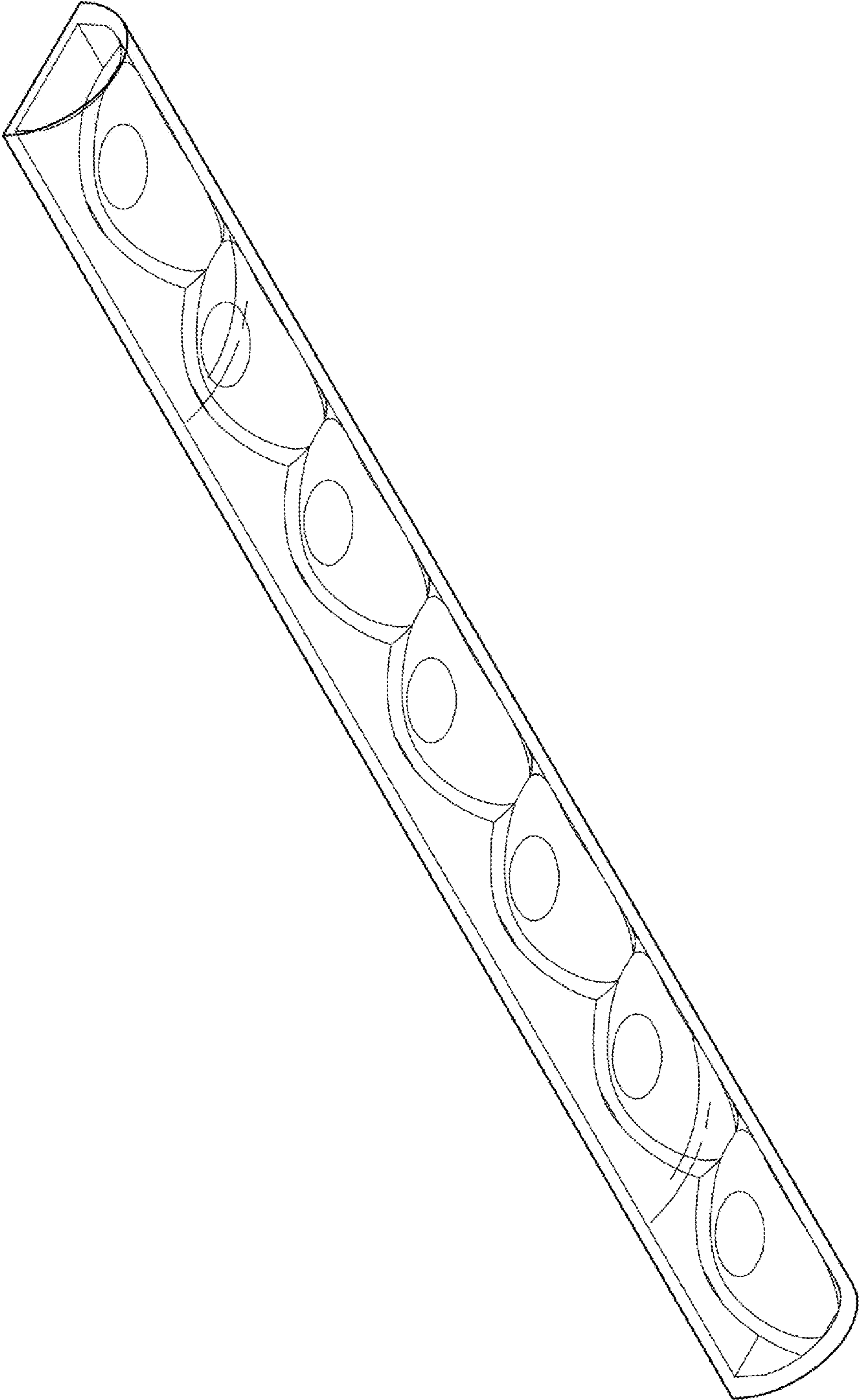


FIG. 9

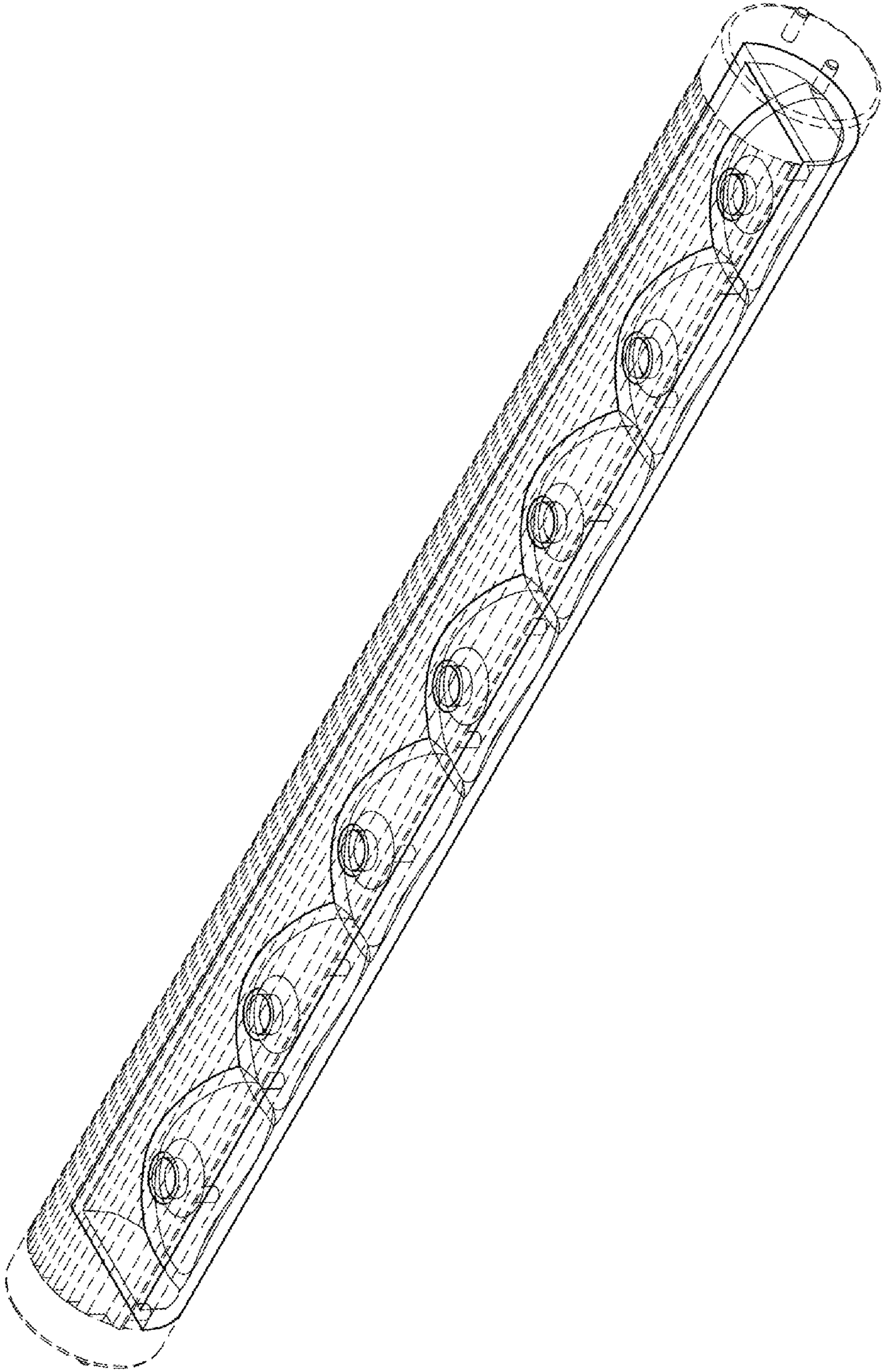


FIG. 10