



US00D612975S

(12) **United States Design Patent**
Guercio et al.

(10) **Patent No.:** **US D612,975 S**
(45) **Date of Patent:** **** Mar. 30, 2010**

(54) **SQUARE STEP LIGHT**

(75) Inventors: **Vincenzo Guercio**, Wallkill, NY (US);
Hu Jiang, Shanghai (CN)

(73) Assignee: **RAB Lighting, Inc.**, Northvale, NJ (US)

(**) Term: **14 Years**

(21) Appl. No.: **29/344,438**

(22) Filed: **Sep. 29, 2009**

(51) **LOC (9) Cl.** **26-03**

(52) **U.S. Cl.** **D26/85; D26/87**

(58) **Field of Classification Search** D26/72,
D26/82-92; 362/146, 147, 432

See application file for complete search history.

(56) **References Cited**

U.S. PATENT DOCUMENTS

| | | | | |
|--------------|---------|-----------------|-------|---------|
| D44,564 S * | 8/1913 | Hamm | | D26/128 |
| D203,060 S * | 11/1965 | Schaefer | | D26/76 |
| D296,015 S * | 5/1988 | Falconer et al. | | D26/72 |
| D336,964 S * | 6/1993 | Janssen et al. | | D26/28 |
| D389,592 S * | 1/1998 | Reiser | | D26/36 |
| D419,258 S * | 1/2000 | Pfister | | D26/87 |
| D440,683 S * | 4/2001 | Guercio | | D26/85 |
| D446,340 S * | 8/2001 | Bradford et al. | | D26/87 |
| D502,283 S * | 2/2005 | Haugaard et al. | | D26/118 |

| | | | | |
|--------------|---------|-----------------|-------|---------|
| D577,146 S * | 9/2008 | Haugaard et al. | | D26/118 |
| D586,030 S * | 2/2009 | Genova | | D26/85 |
| D589,196 S * | 3/2009 | Stone et al. | | D26/72 |
| D604,005 S * | 11/2009 | Chan | | D26/87 |

* cited by examiner

Primary Examiner—Clare E Heflin

(74) *Attorney, Agent, or Firm*—Overhauer & Lindman, LLC

(57) **CLAIM**

The ornamental design for a square step light, as shown and described.

DESCRIPTION

FIG. 1 is a perspective view of a square step light according to our new design;

FIG. 2 is a top view thereof;

FIG. 3 is a front view thereof;

FIG. 4 is a first side view thereof;


FIG. 5 is a second side view thereof;

FIG. 6 is a bottom view thereof; and,

FIG. 7 is a back view thereof.

The broken lines shown in the drawings are for the purpose of illustrating portions of the light and form no part of the claimed design.

1 Claim, 4 Drawing Sheets



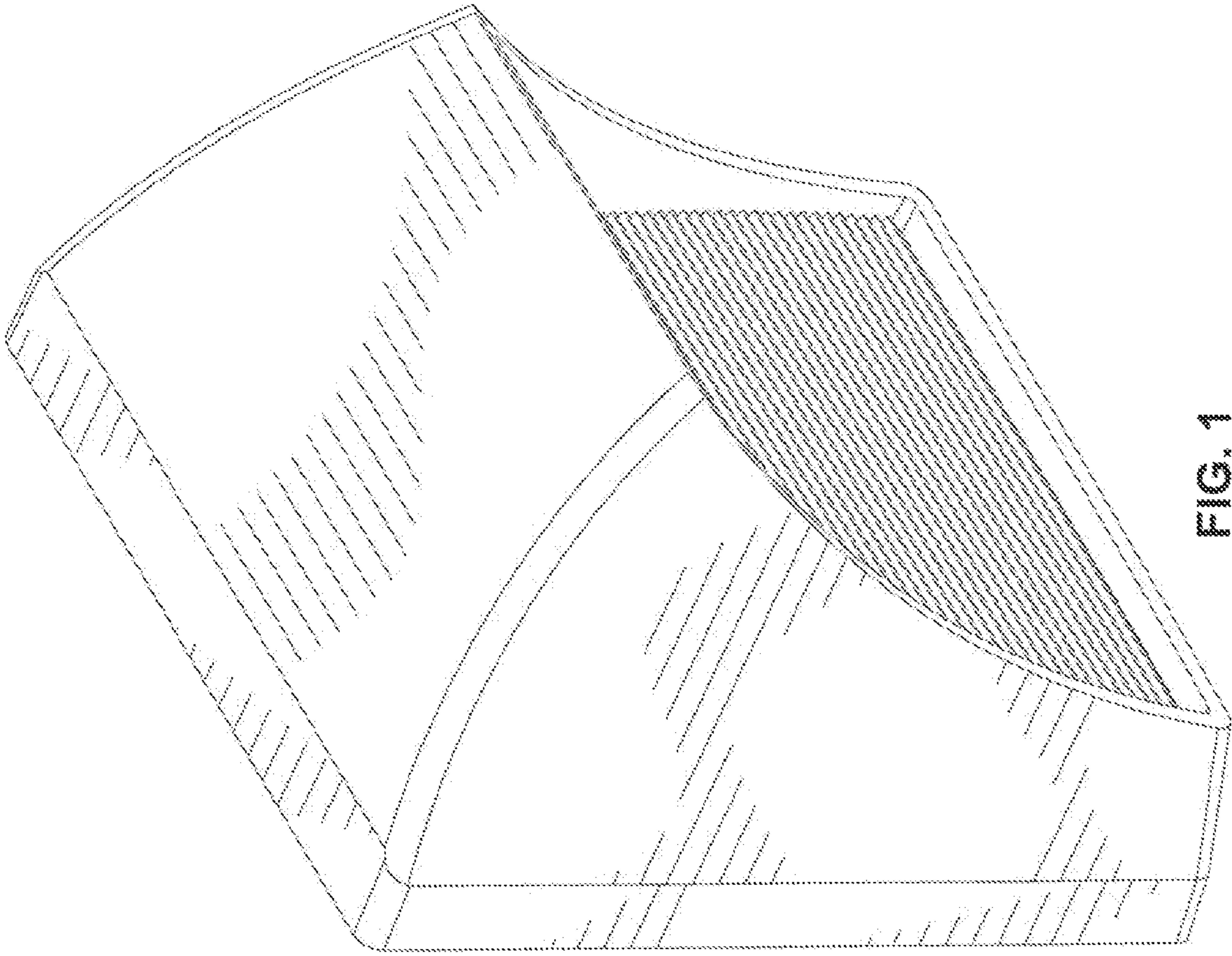


FIG. 1

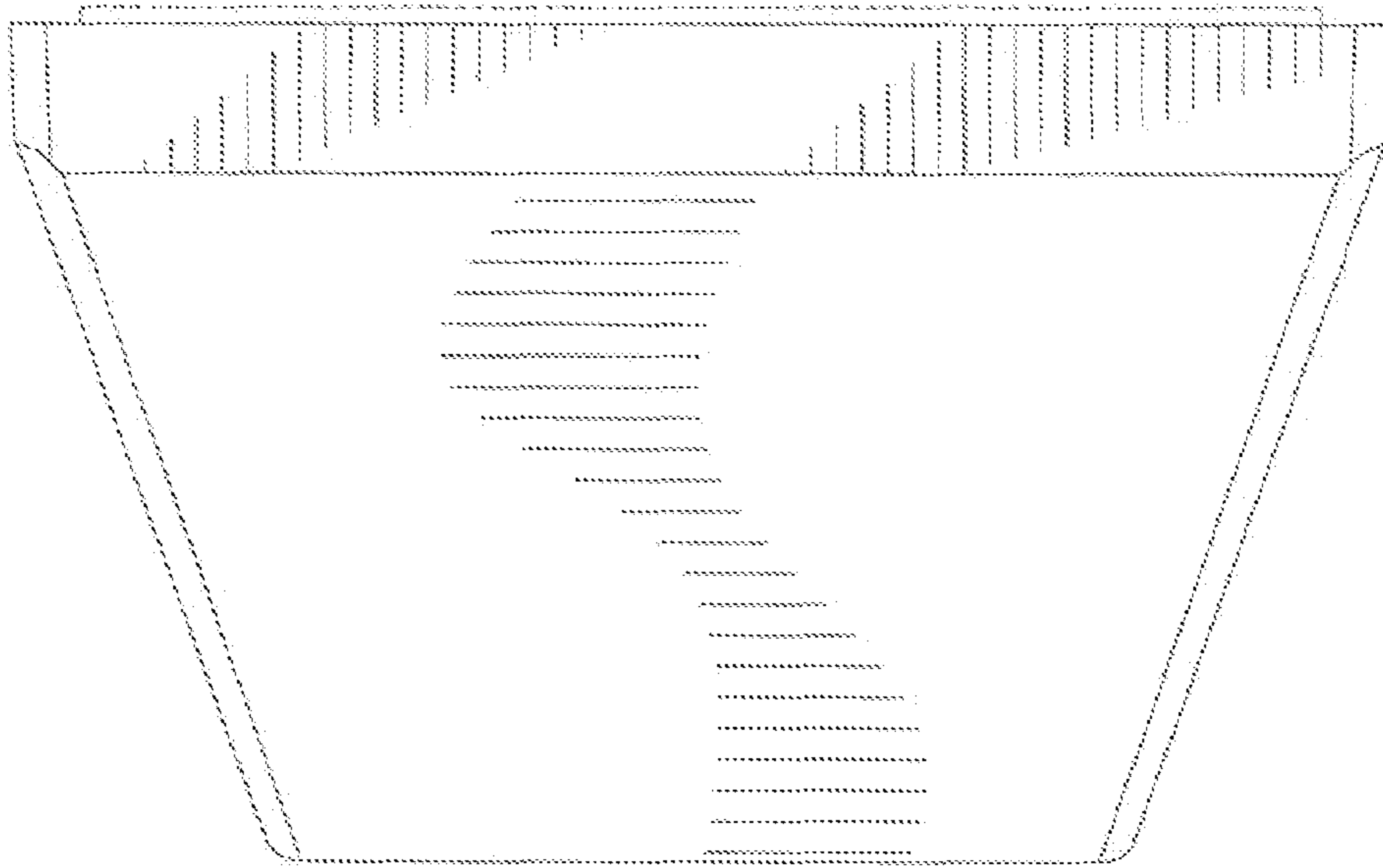


FIG. 2

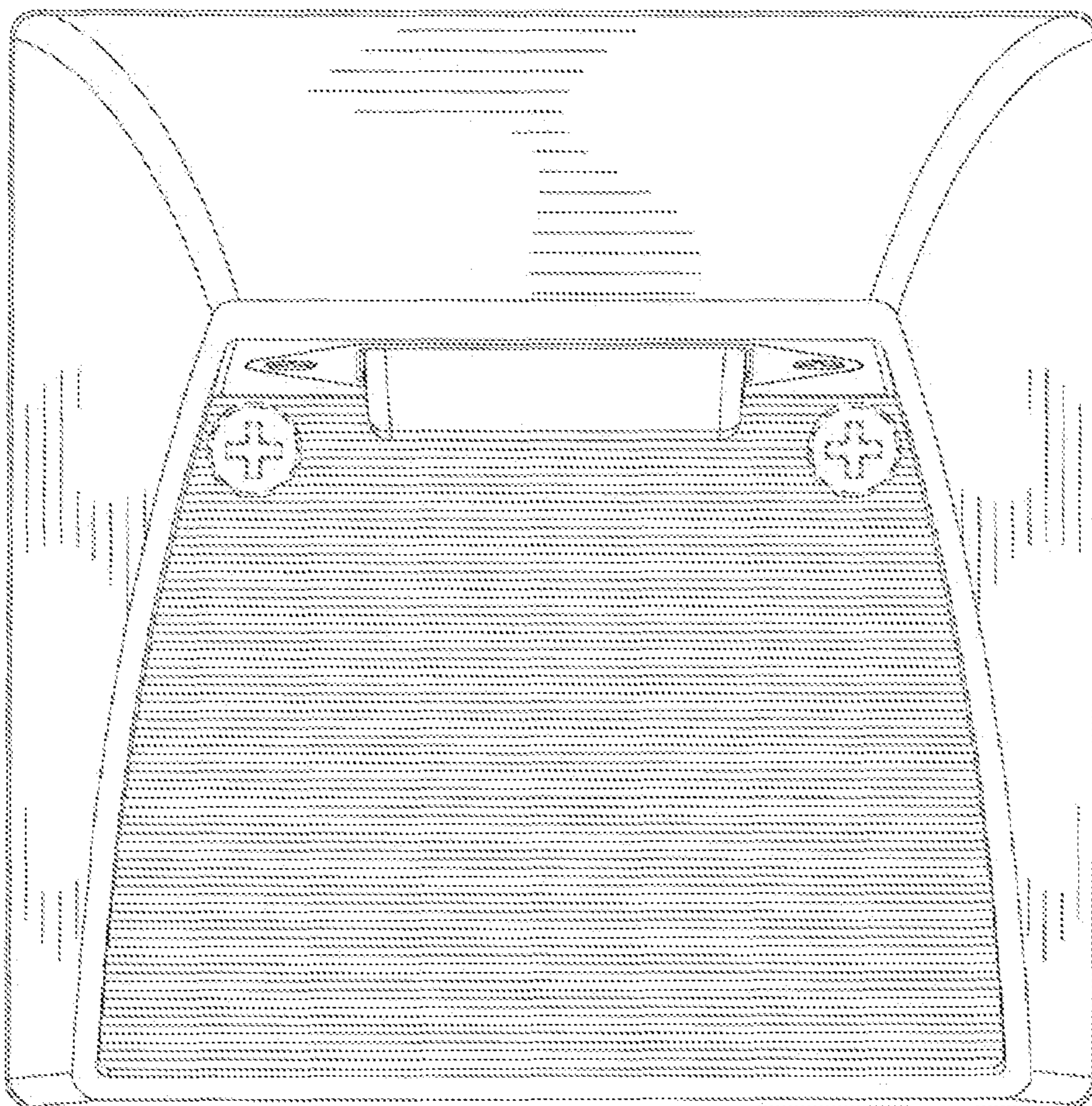


FIG. 3

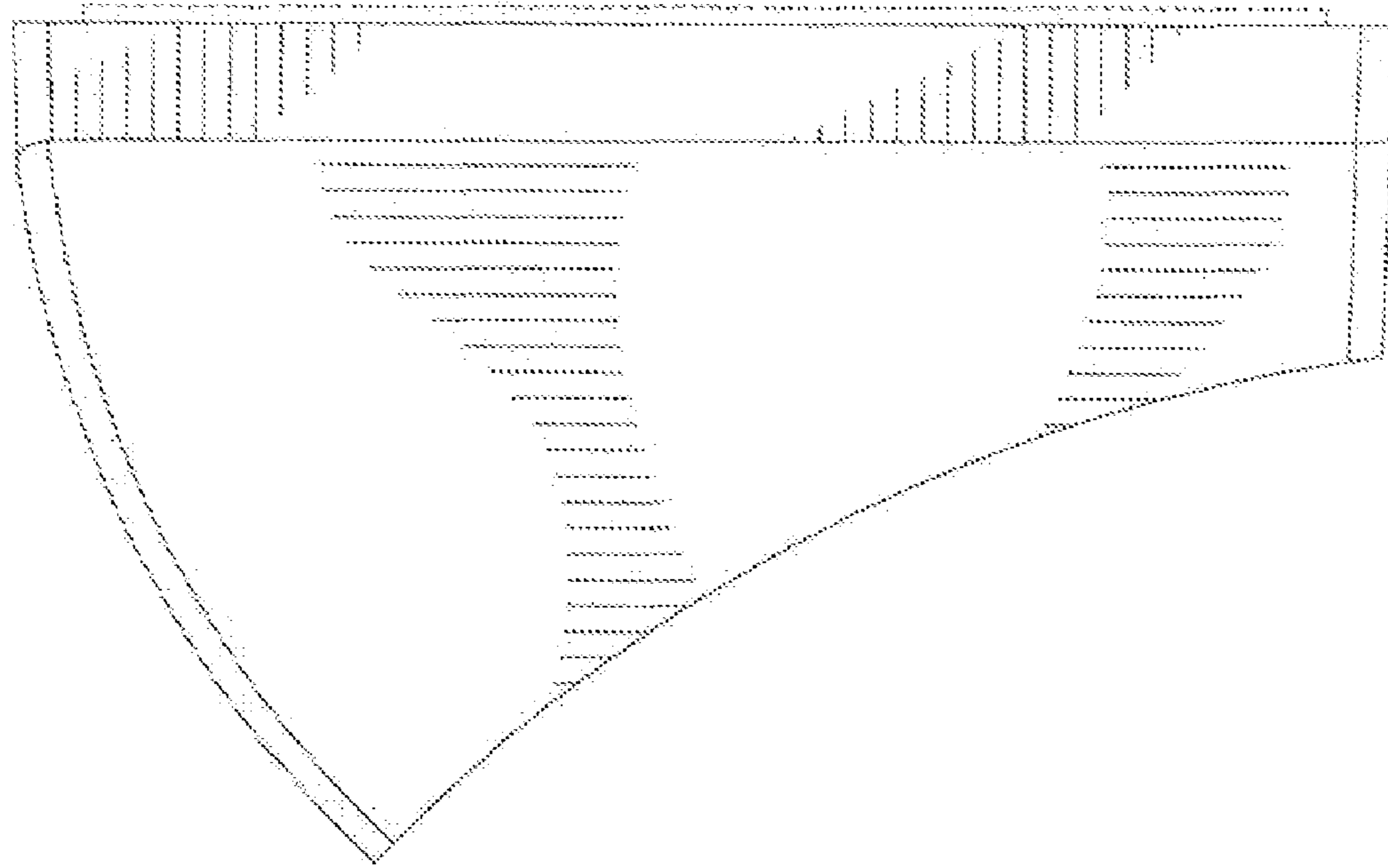


FIG. 5

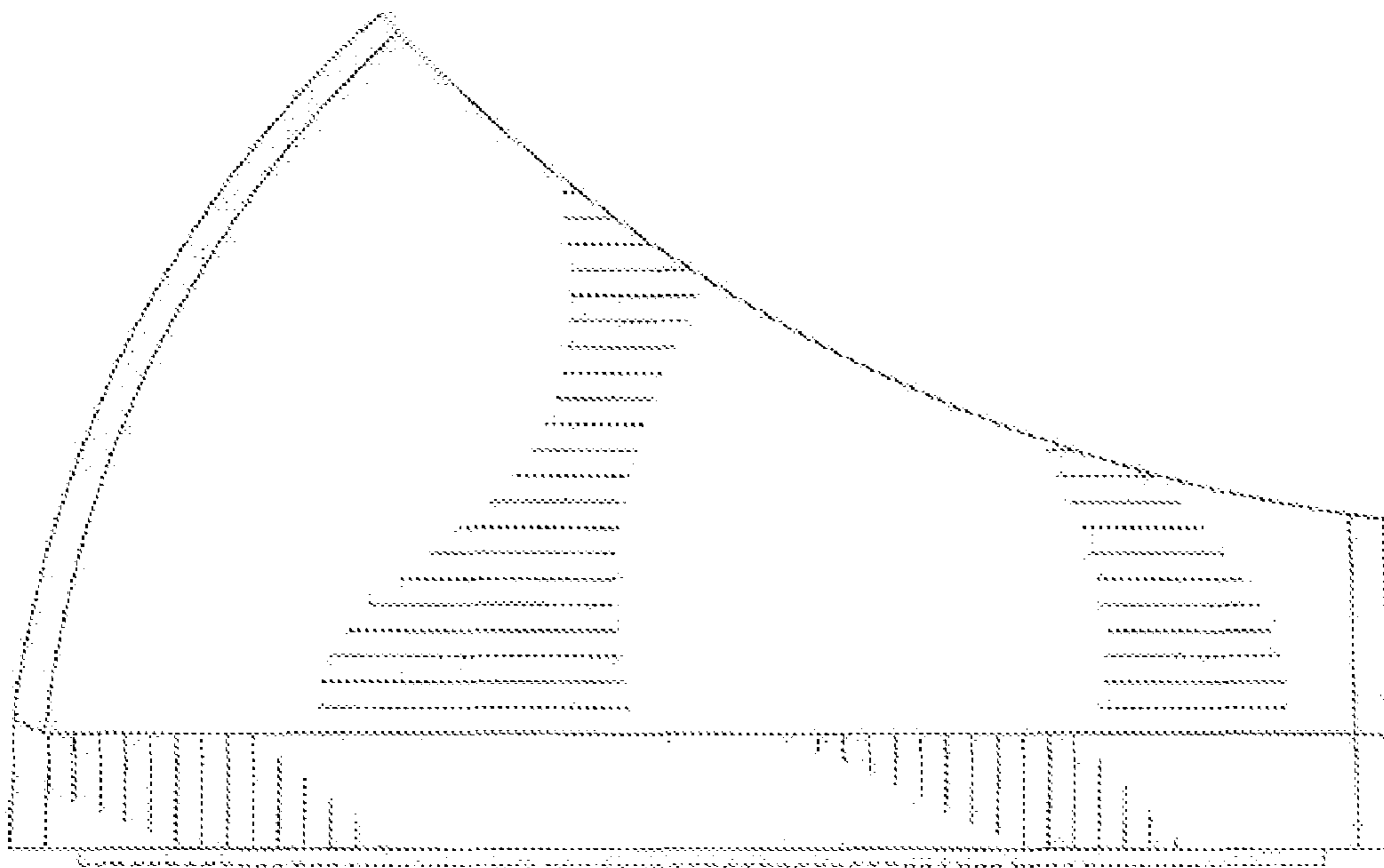


FIG. 4

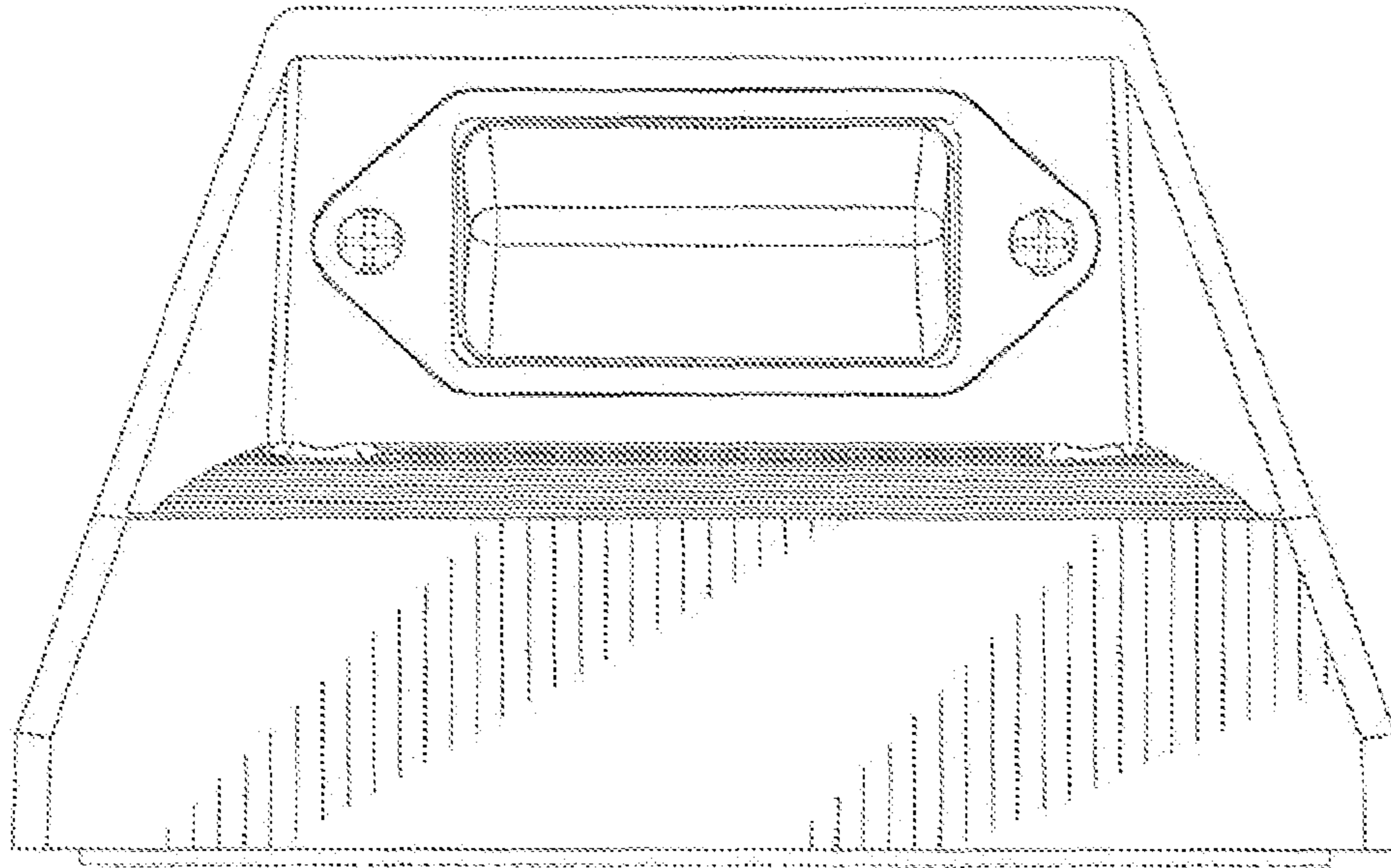


FIG. 6




FIG. 7