



US00D612968S

(12) **United States Design Patent**  
**Ma**

(10) **Patent No.:** **US D612,968 S**  
(45) **Date of Patent:** **\*\* Mar. 30, 2010**

(54) **LIGHTING DEVICE**

(75) Inventor: **Lai King Ma**, Fanling (HK)

(73) Assignee: **Eveready Battery Co., Inc.**, St. Louis, MO (US)

(\*\*) Term: **14 Years**

(21) Appl. No.: **29/342,116**

(22) Filed: **Aug. 19, 2009**

(51) **LOC (9) Cl.** ..... **26-02**

(52) **U.S. Cl.** ..... **D26/49**

(58) **Field of Classification Search** ..... D26/37,  
D26/38, 39, 45, 46, 49; 362/157, 158, 185,  
362/194-196, 200-208

See application file for complete search history.

(56) **References Cited**

**U.S. PATENT DOCUMENTS**

D244,796 S *	6/1977	Staub	.....	D26/49
D400,579 S *	11/1998	Ham	.....	D19/36
D400,921 S *	11/1998	Ting	.....	D19/36
D430,321 S *	8/2000	Sharrah	.....	D26/37
D452,024 S *	12/2001	Sharrah	.....	D26/49
D465,865 S *	11/2002	Hamilton et al.	.....	D26/37
D490,920 S *	6/2004	Wiesmeth	.....	D26/37
D495,076 S *	8/2004	Mandel	.....	D26/37
D496,481 S *	9/2004	Wiesmeth	.....	D26/49
D499,499 S *	12/2004	Cetera	.....	D26/37

D507,364 S *	7/2005	Lo	.....	D26/37
D518,906 S *	4/2006	Stoddard et al.	.....	D26/37
D519,657 S *	4/2006	Stoddard et al.	.....	D26/37
D521,164 S *	5/2006	Sharrah	.....	D26/37
D582,915 S *	12/2008	Leung	.....	D14/356
D598,150 S *	8/2009	Bertken	.....	D26/38
2005/0174754 A1 *	8/2005	Fang	.....	362/118

\* cited by examiner

*Primary Examiner*—Ian Simmons

*Assistant Examiner*—Carissa C Fitts

(74) *Attorney, Agent, or Firm*—Gregory J. Adams

(57) **CLAIM**

I claim the ornamental design for a lighting device, as shown and described.

**DESCRIPTION**

FIG. 1 is a front perspective view of the lighting device.

FIG. 2 is a front view of the lighting device.

FIG. 3 is a rear view of the lighting device.

FIG. 4 is a top view of the lighting device.

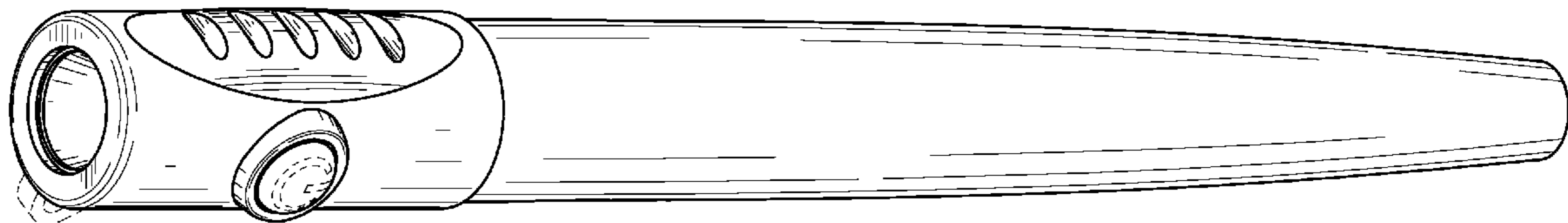
FIG. 5 is a bottom view of the lighting device.

FIG. 6 is a left side view of the lighting device; and,

FIG. 7 is a right side view of the lighting device.

Any broken line(s) shown are for illustrative purposes only and form no part of the claimed design.

**1 Claim, 2 Drawing Sheets**






Fig. 1



Fig. 2

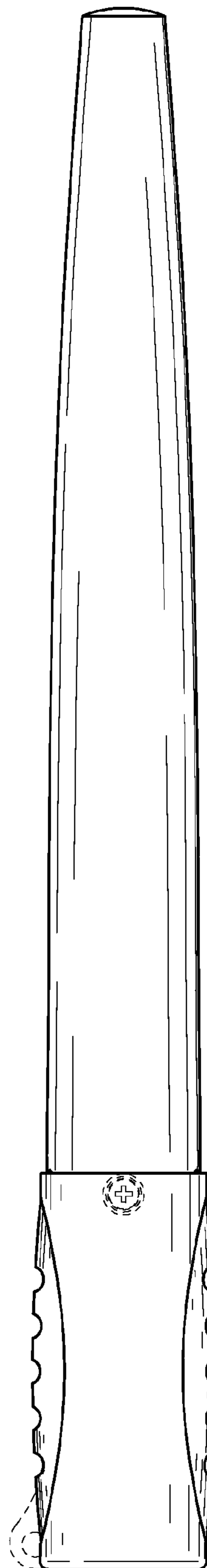


Fig. 3




Fig. 4

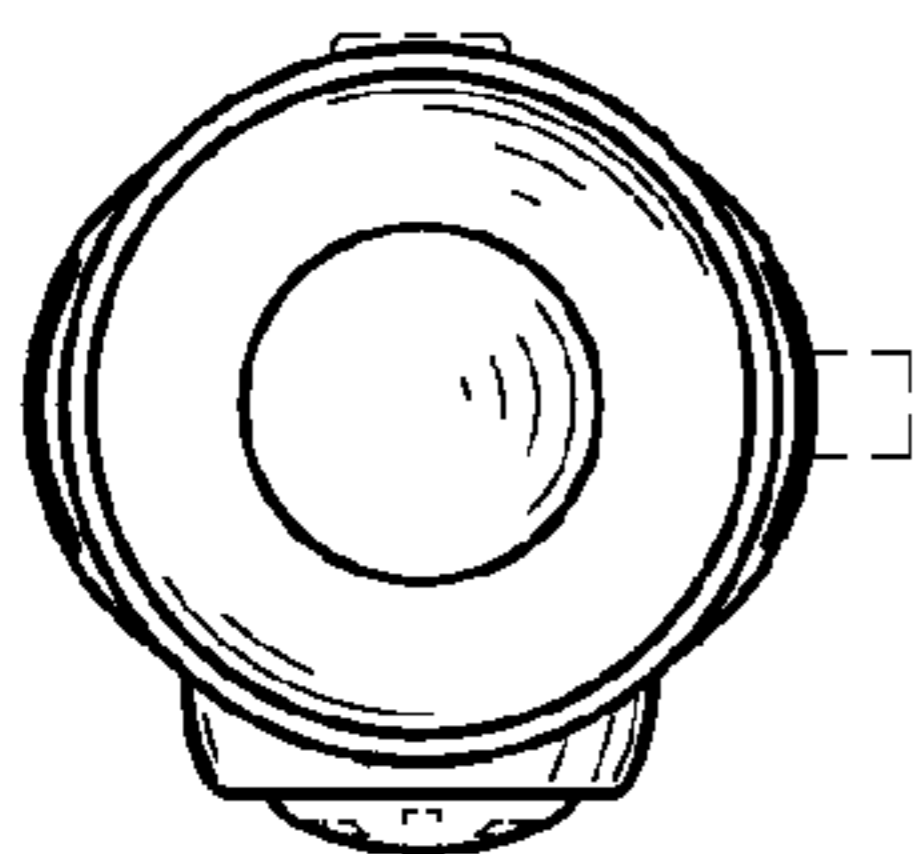


Fig. 5

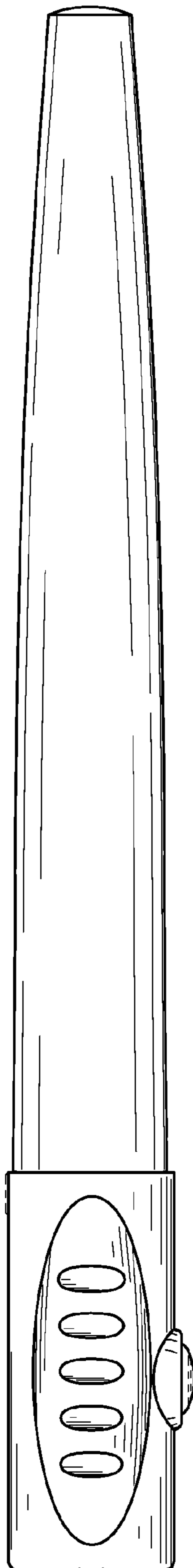


Fig. 6

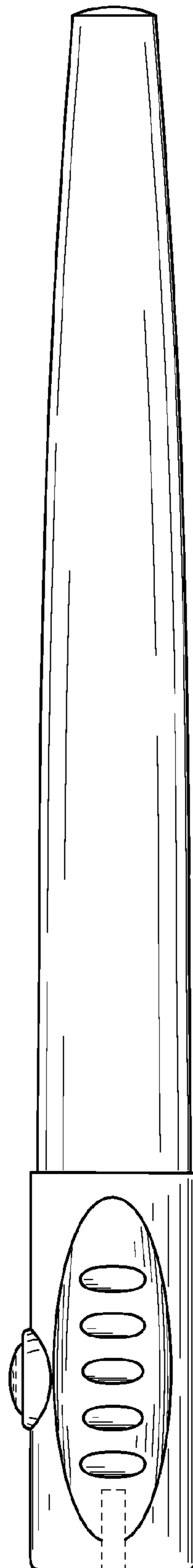


Fig. 7