



US00D612955S

(12) **United States Design Patent**
Charette

(10) **Patent No.:** **US D612,955 S**
(45) **Date of Patent:** **** Mar. 30, 2010**

(54) **DRIVING POST WITH MULTIPLE BLADES**

(76) Inventor: **Pierre Charette**, 4521 rue des Carouges,
Notre-Dame-du-Mont-Carmel, Quebec
(CA) G0X 3J0

(**) Term: **14 Years**

(21) Appl. No.: **29/309,663**

(22) Filed: **Sep. 24, 2008**

Related U.S. Application Data

(63) Continuation-in-part of application No. 29/280,895,
filed on Jun. 8, 2007, now abandoned.

(30) **Foreign Application Priority Data**

Jan. 23, 2007 (CA) 119138

(51) **LOC (9) Cl.** **25-01**

(52) **U.S. Cl.** **D25/133**

(58) **Field of Classification Search** D25/133,
D25/131, 134; 52/153, 155, 166, 159, 158,
52/165; 256/65.03, 63, 64, 65.14

See application file for complete search history.

(56) **References Cited**

U.S. PATENT DOCUMENTS

5,090,656 A * 2/1992 Brown 248/545
D389,252 S * 1/1998 Alberson et al. D25/133

5,709,366 A * 1/1998 Speece 248/530
5,881,495 A * 3/1999 Clark 47/48.5
6,039,298 A * 3/2000 Stier 248/545
D424,713 S * 5/2000 Blackwell D25/131

* cited by examiner

Primary Examiner—Doris Clark

(74) *Attorney, Agent, or Firm*—Hoffman, Wasson & Gitler

(57) **CLAIM**

The ornamental design for a driving post with multiple blades, as shown, and described.

DESCRIPTION

FIG. 1 is a perspective view of the driving post with multiple blades;

FIG. 2 is a top view of the driving post with multiple blades;

FIG. 3 is a bottom view of the driving post with multiple blades;

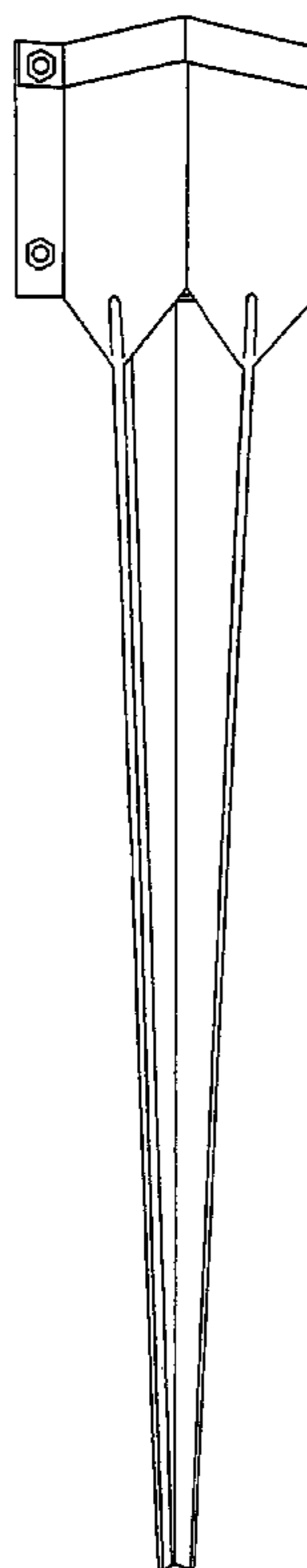
FIG. 4 is a left side view of the driving post with multiple blades;

FIG. 5 is a right side view of the driving post with multiple blades;

FIG. 6 is a front view of the driving post with multiple blades; and,

FIG. 7 is a rear view of the driving post with multiple blades.

1 Claim, 7 Drawing Sheets



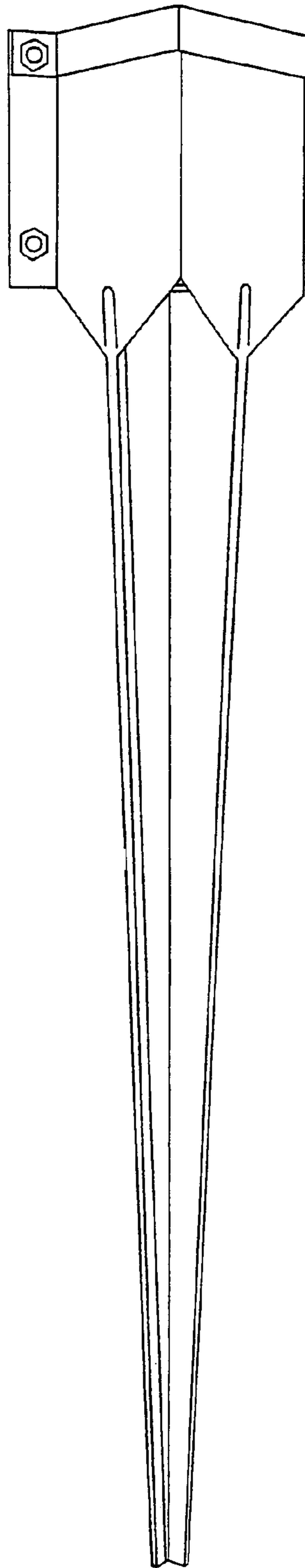


FIGURE 1

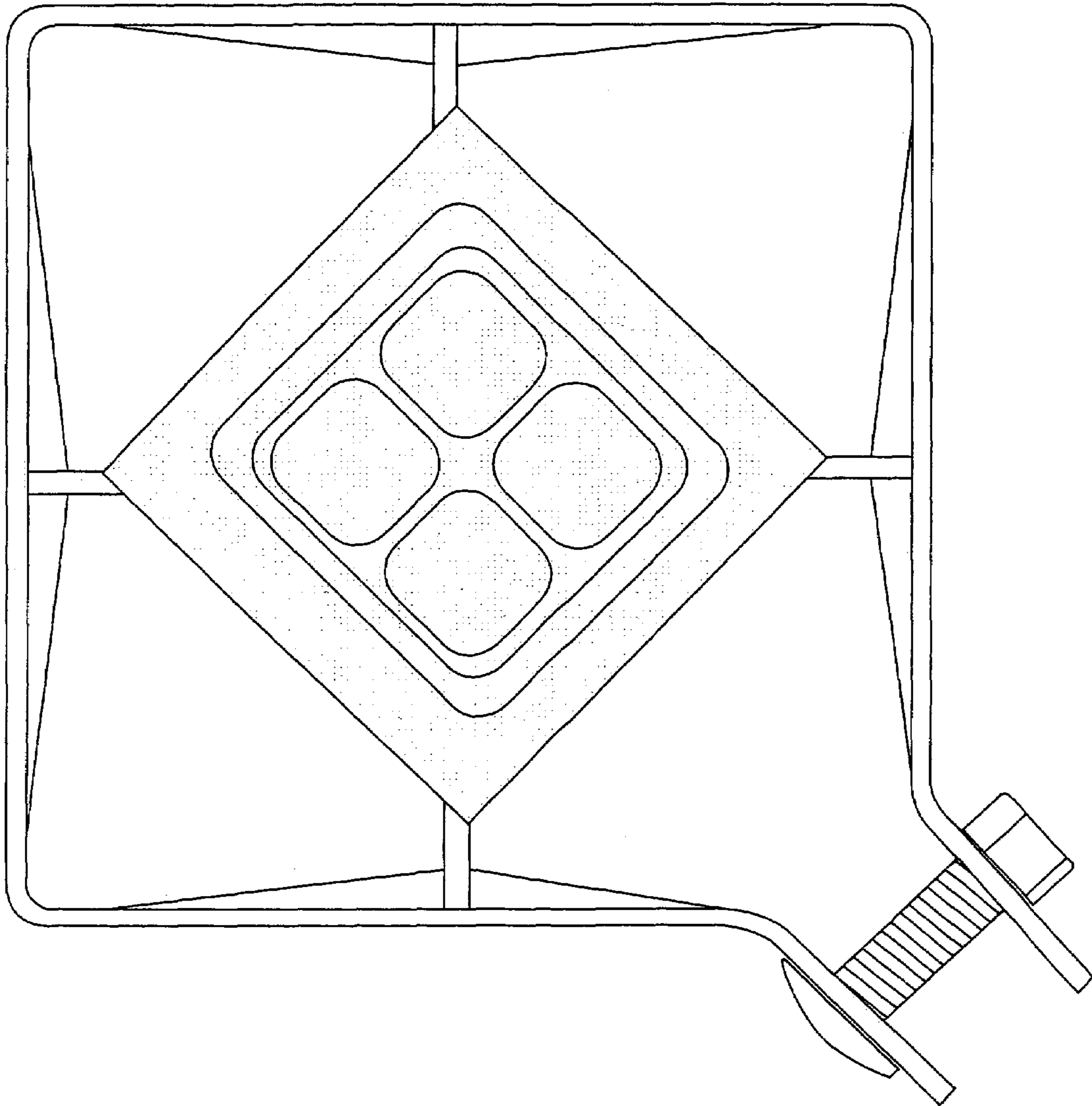


FIGURE 2

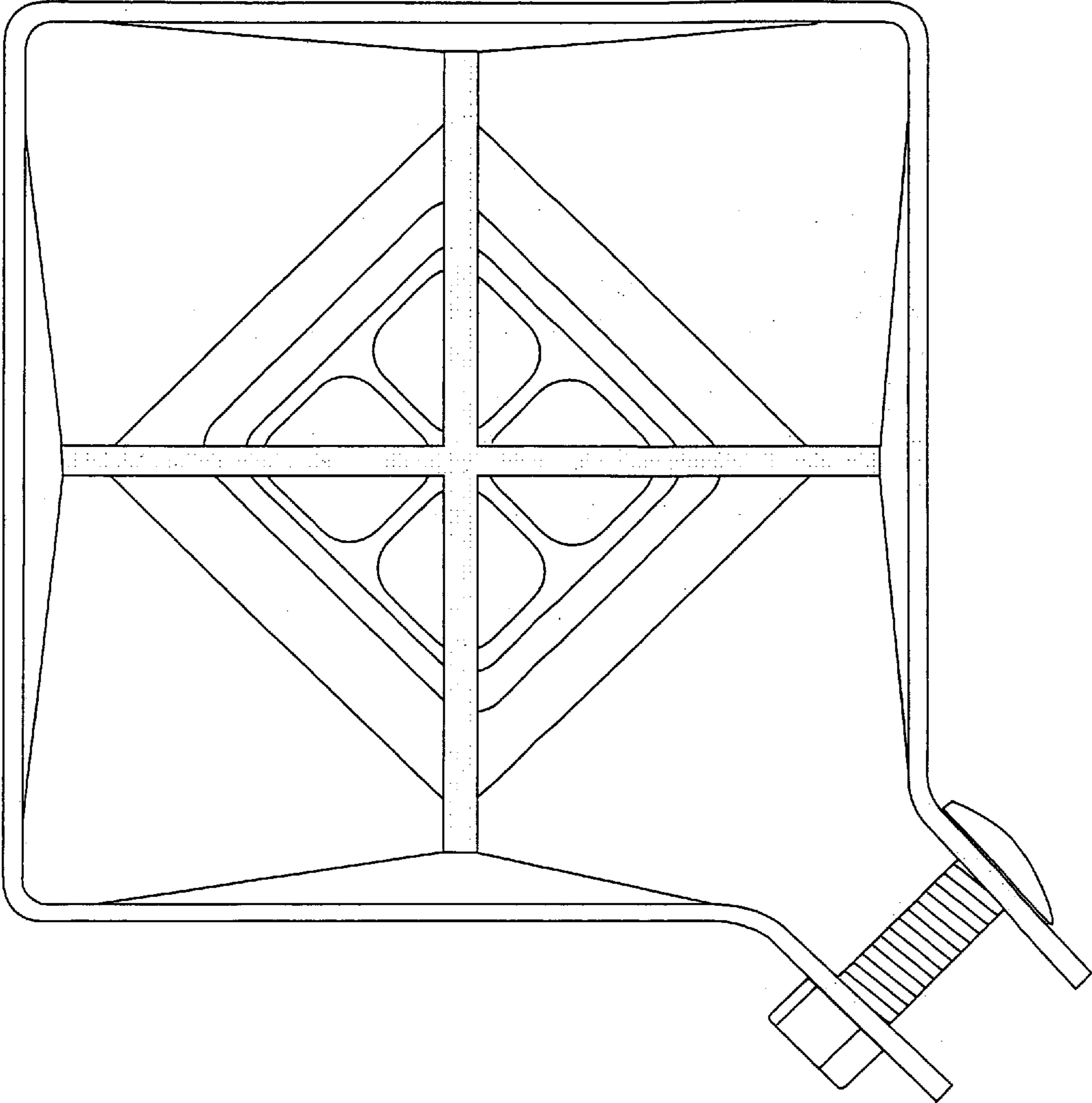


FIGURE 3

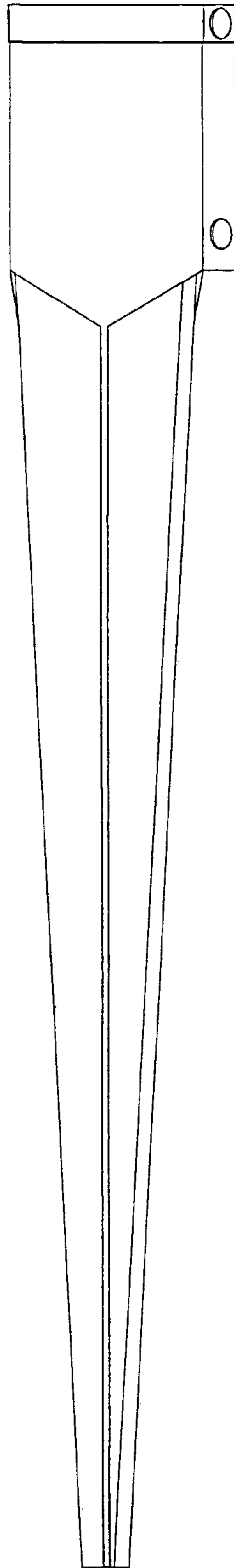


FIGURE 4

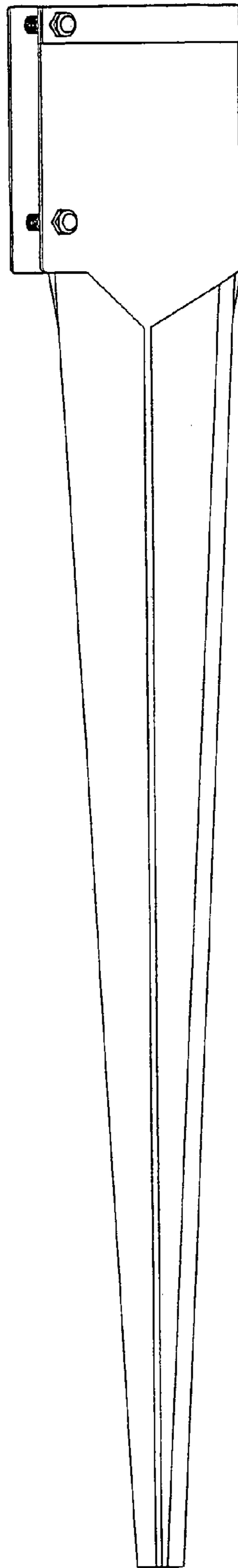


FIGURE 5

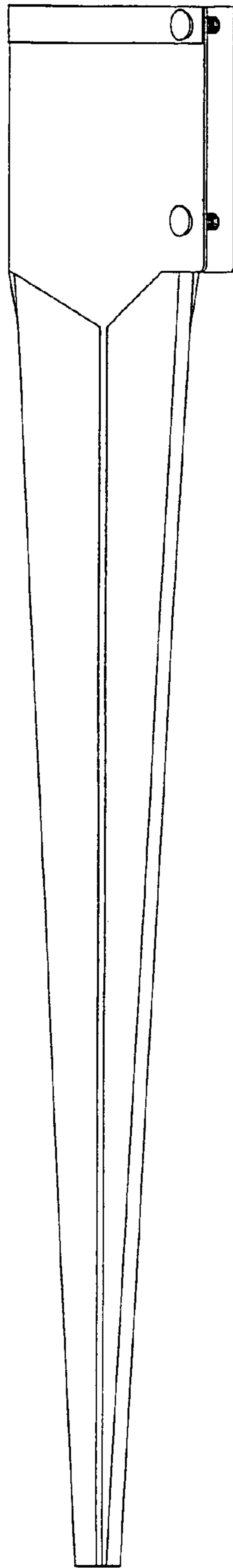


FIGURE 6

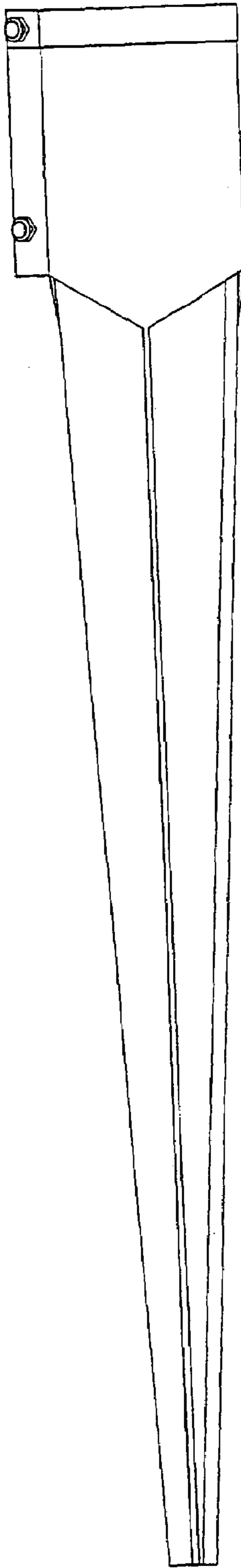


FIGURE 7