



US00D612949S

(12) **United States Design Patent**  
**Falkenstein**

(10) **Patent No.:** **US D612,949 S**  
(45) **Date of Patent:** **\*\* Mar. 30, 2010**

(54) **LASER APPARATUS**

2009/0227997 A1\* 9/2009 Wang et al. .... 606/10

(75) Inventor: **Werner Falkenstein**, Starnberg (DE)

\* cited by examiner

(73) Assignee: **Starmedtec GmbH** (DE)

*Primary Examiner*—Antoine D Davis  
(74) *Attorney, Agent, or Firm*—Ostrolenk Faber LLP

(\*\*) Term: **14 Years**

(21) Appl. No.: **29/333,520**

(22) Filed: **Mar. 11, 2009**

(57) **CLAIM**

The ornamental design for a laser apparatus, as shown and described.

(30) **Foreign Application Priority Data**

**DESCRIPTION**

Sep. 11, 2008 (EM) ..... 001001515

FIG. 1 is a perspective view of the laser apparatus in accordance with the present invention;

(51) **LOC (9) Cl.** ..... **28-03**

FIG. 2 is a front elevational view of the laser apparatus of FIG. 1;

(52) **U.S. Cl.** ..... **D24/232**

FIG. 3 is a top view of the laser apparatus of FIG. 1;

(58) **Field of Classification Search** ..... D10/46;  
D24/133, 158, 186, 188, 200, 209, 232, 233;  
606/9–13, 15, 16, 2, 3, 7; 607/88, 89

FIG. 4 is a left elevational side view of the laser apparatus of FIG. 1;

See application file for complete search history.

FIG. 5 is a right elevational side view of the laser apparatus of FIG. 1;

(56) **References Cited**

FIG. 6 is a rear elevational view of the laser apparatus of FIG. 1; and,

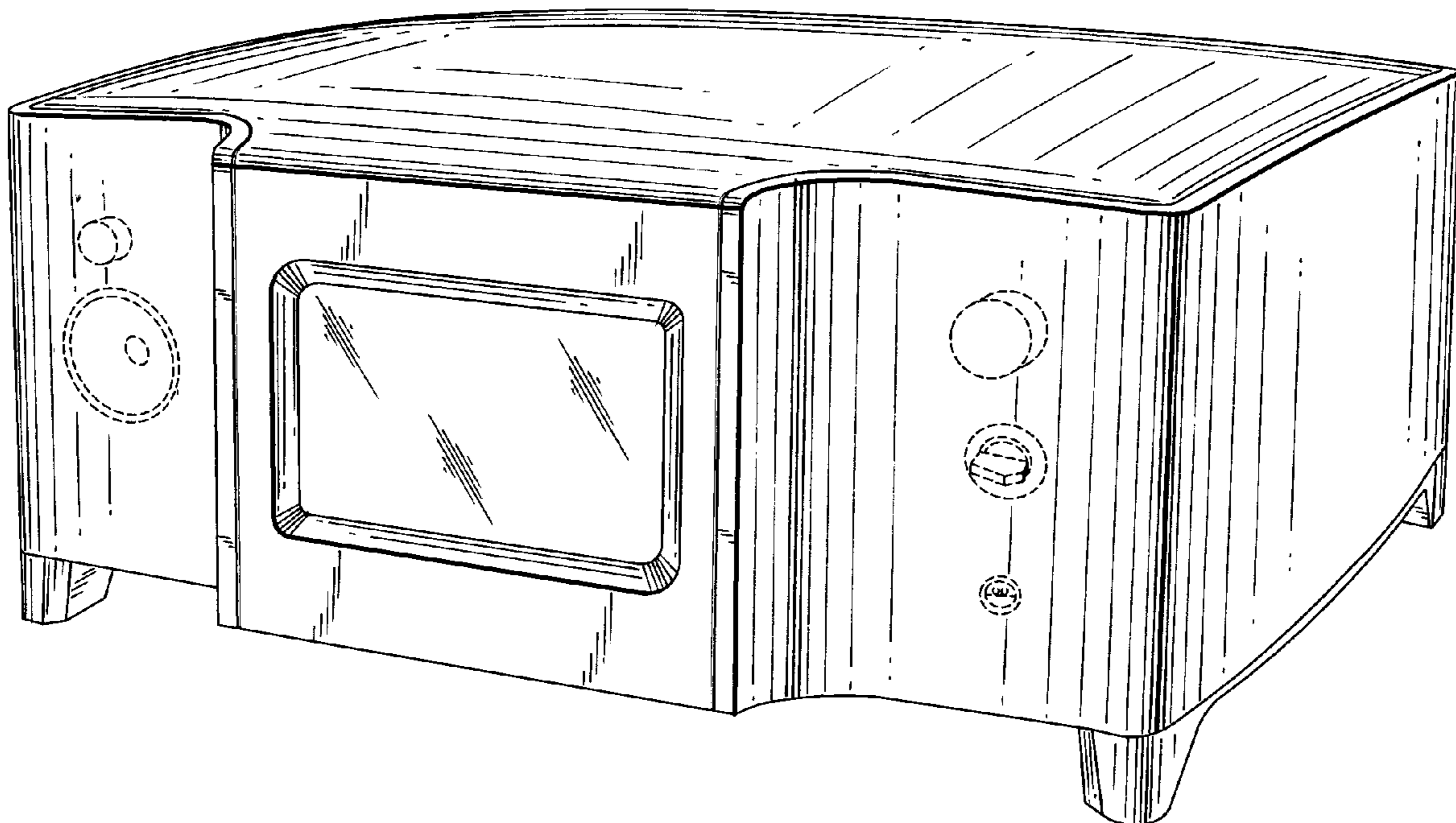
**U.S. PATENT DOCUMENTS**

FIG. 7 is a cross sectional view along line 7—7 in FIG. 2.

4,754,328 A \* 6/1988 Barath et al. .... 606/15  
2009/0171328 A1\* 7/2009 Horvath ..... 606/10  
2009/0185264 A1\* 7/2009 Cameron et al. .... 606/3  
2009/0198222 A1\* 8/2009 Cho ..... 606/9

The broken lines in the drawings illustrate environmental material that forms no part of the claimed design.

**1 Claim, 7 Drawing Sheets**



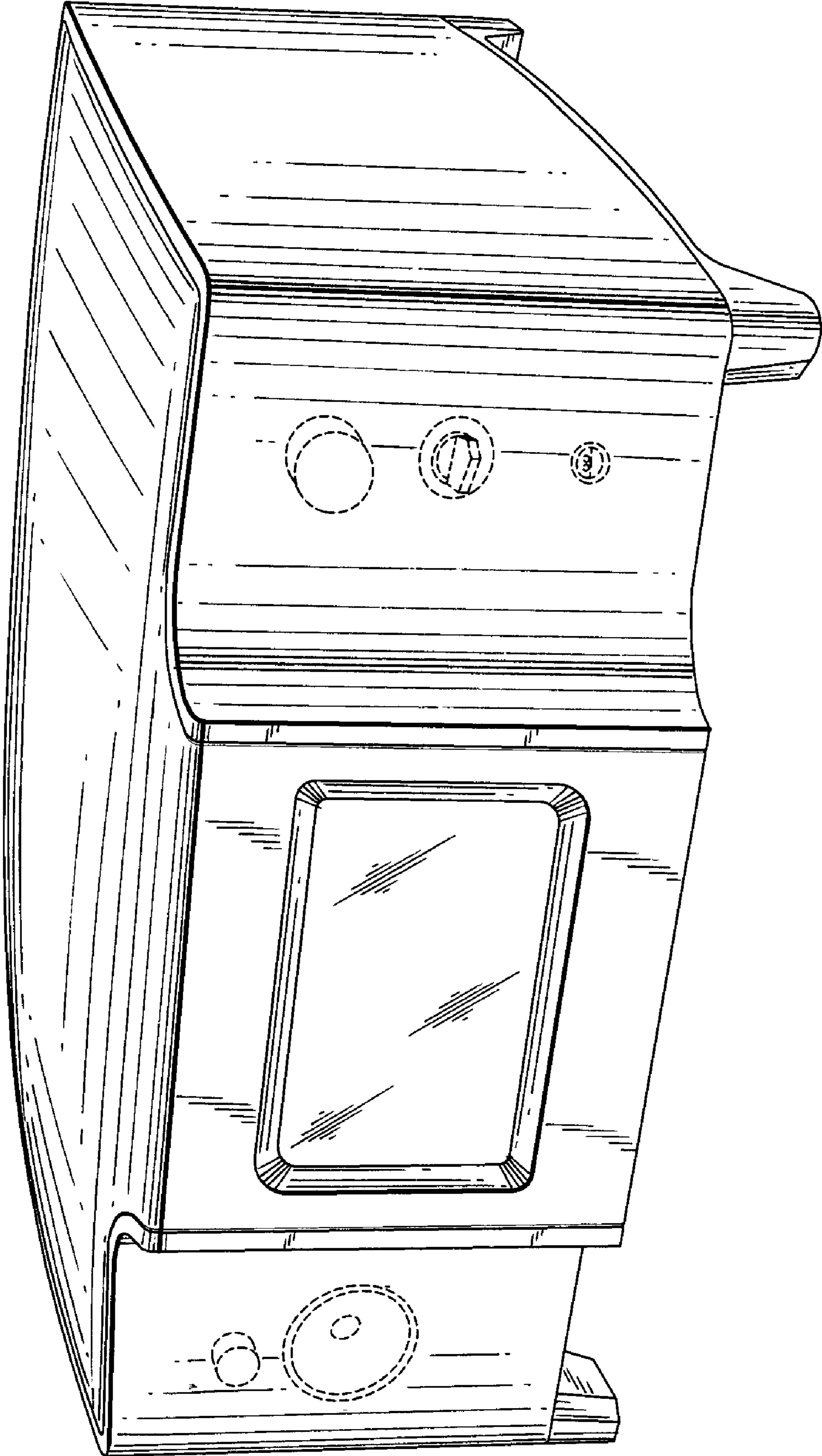


FIG. 1

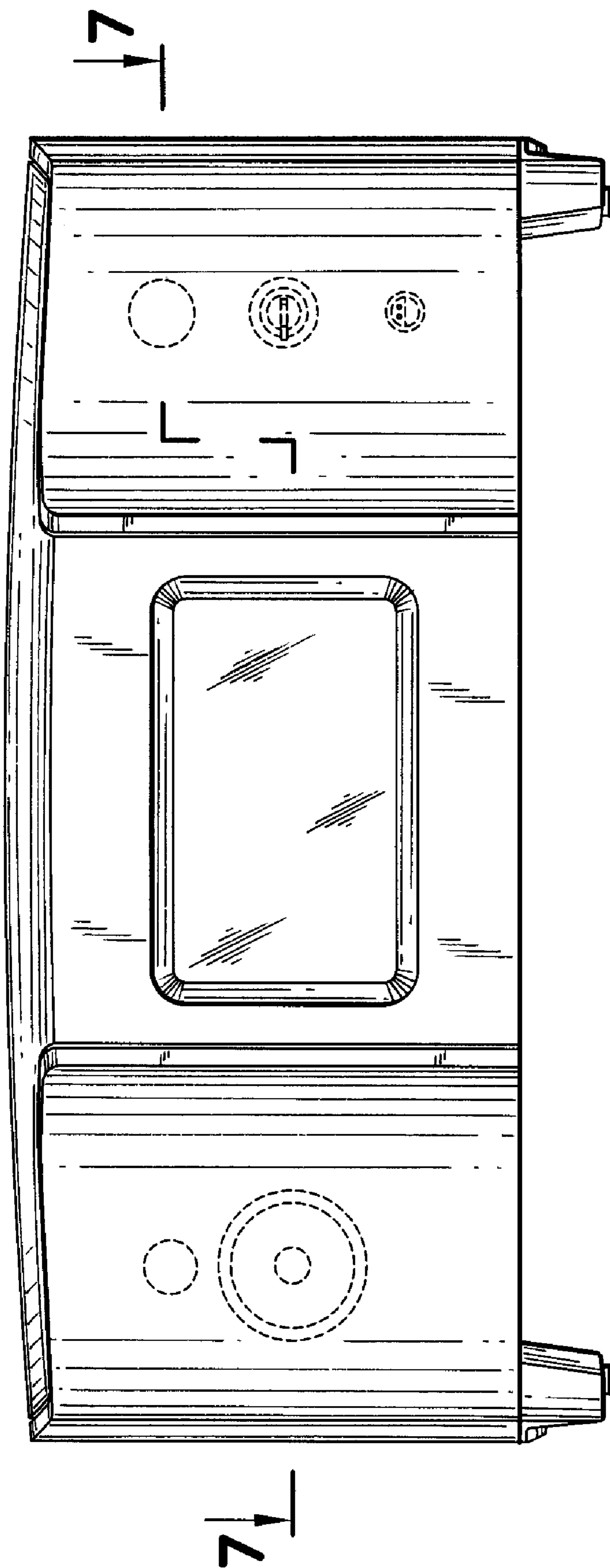


FIG.2




FIG. 3




FIG. 4

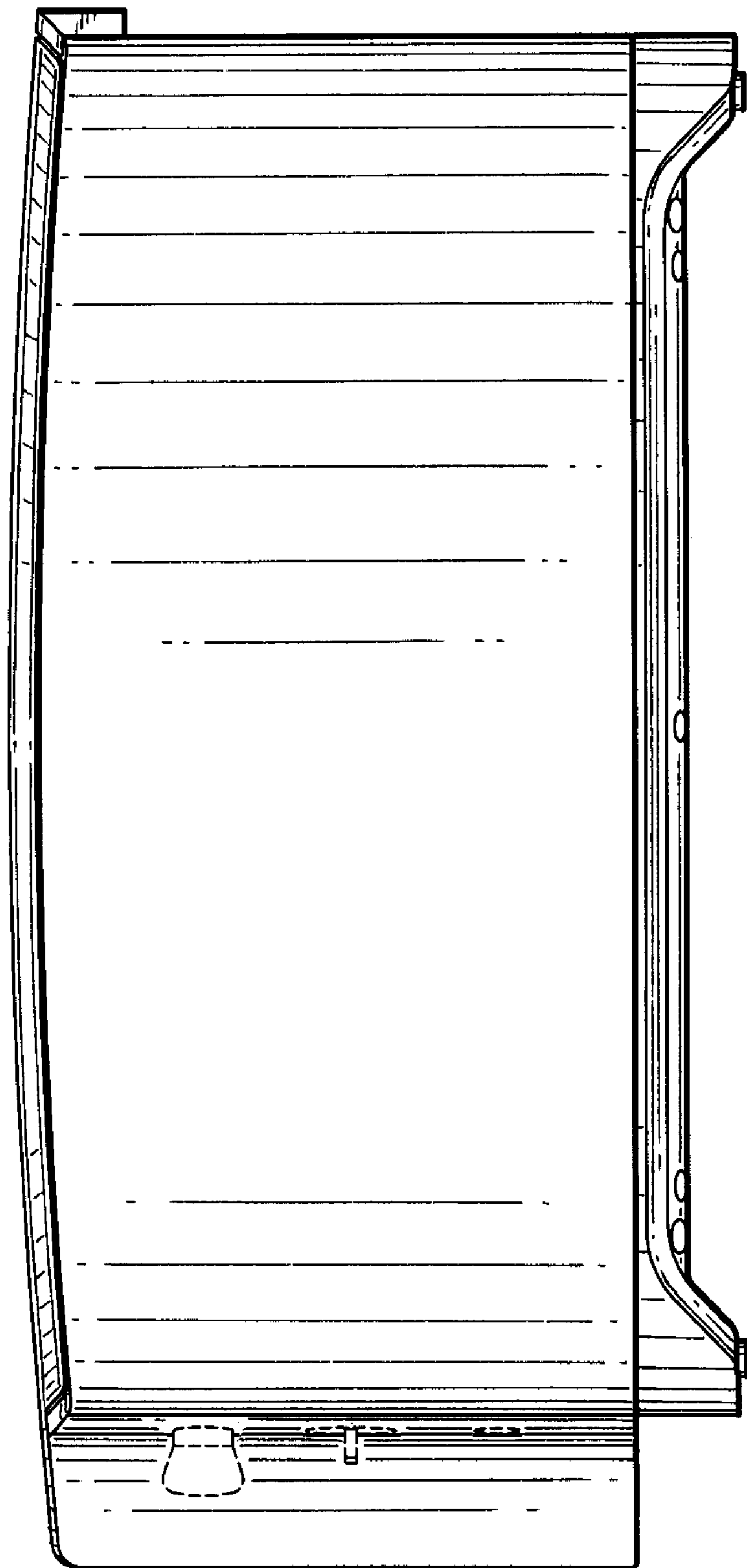


FIG. 5




FIG. 6






FIG. 7