



US00D612944S

(12) **United States Design Patent**
Arbesman et al.

(10) **Patent No.:** **US D612,944 S**
(45) **Date of Patent:** **** Mar. 30, 2010**

(54) **ADHESIVE HIP SUPPORT BRACE**

D454,956 S * 3/2002 Visintainer D24/189
D455,002 S * 4/2002 Holden D2/916
D468,019 S * 12/2002 Slutterback D24/190

(76) Inventors: **Ray Arbesman**, 42 Burton Road,
Toronto, ON (CA) M5P 1V2; **Kevin**
Jardine, 505 Eglinton Avenue West
Suite 302, Toronto, ON (CA) M5N 1B1

(**) Term: **14 Years**

(Continued)

(21) Appl. No.: **29/332,064**

FOREIGN PATENT DOCUMENTS

(22) Filed: **Feb. 6, 2009**

JP 709161 4/1987

(30) **Foreign Application Priority Data**

Aug. 6, 2008 (CA) 127441

(Continued)

(51) **LOC (9) Cl.** **24-04**

(52) **U.S. Cl.** **D24/190**

(58) **Field of Classification Search** D24/189-192,
D24/206; D29/100, 101.3, 120.1; D2/627,
D2/702; 602/1-2, 4-8, 19-20, 26, 41, 54,
602/60-63, 65; 128/100.1, 876, 892, 894;
2/24, 162, 455; 219/211, 527, 544, 549
See application file for complete search history.

OTHER PUBLICATIONS

Kenzo Kase, Jim Wallis, and Tsuyoshi Kase, Clinical Therapeutic
Applications of the Kinesio Taping Method, 2nd Edition, 2003, 3
pages, (cover page, p. 4, and p. 145).

(Continued)

(56) **References Cited**

U.S. PATENT DOCUMENTS

D242,955 S * 1/1977 Arluck D24/190
4,748,976 A * 6/1988 Cali 604/289
4,823,789 A * 4/1989 Beisang, III 128/207.18
D307,184 S * 4/1990 McConnell D24/190
D355,489 S * 2/1995 Almond D24/189
5,409,451 A * 4/1995 Daneman 602/21
D365,194 S * 12/1995 Vargo D2/853
5,513,658 A * 5/1996 Goseki 128/882
5,514,081 A * 5/1996 Mann 602/20
D385,356 S * 10/1997 Fabricant D24/189
5,711,312 A * 1/1998 Staudinger 128/845
D393,073 S * 3/1998 Downing et al. D24/190
D397,222 S * 8/1998 Humensky D24/190
D424,699 S * 5/2000 Allen D24/189
D446,913 S * 8/2001 Holden D2/916
D448,850 S * 10/2001 Fabricant D24/189
D452,325 S * 12/2001 Henderson D24/190

Primary Examiner—T. Chase Nelson
Assistant Examiner—Michelle E Wilson

(74) *Attorney, Agent, or Firm*—Patterson & Sheridan, LLP

(57) **CLAIM**

An ornamental design for an adhesive hip support brace, as
shown and described.


DESCRIPTION

FIG. 1 is a top view of the adhesive hip support brace showing
our new design; and,

FIG. 2 is a perspective view thereof.

The broken lines shown in the drawings are for illustrative
purposes only and form no part of the claimed invention.

1 Claim, 2 Drawing Sheets



US D612,944 S

Page 2

U.S. PATENT DOCUMENTS

D473,947 S * 4/2003 Jacobson D24/189
D480,811 S * 10/2003 Horhota et al. D24/189
D481,131 S * 10/2003 Saim et al. D24/189
D484,985 S * 1/2004 Takizawa et al. D24/206
D492,411 S * 6/2004 Bierman D24/128
D495,419 S * 8/2004 Dunshee D24/189
6,887,213 B2 * 5/2005 Smits 602/27
6,929,613 B2 * 8/2005 Henderson et al. 602/5
D511,573 S * 11/2005 Mueller et al. D24/189
7,004,917 B2 * 2/2006 Henderson et al. 602/5
D519,239 S * 4/2006 Katagiri D28/4
D524,946 S * 7/2006 Shaw et al. D24/189
D527,824 S * 9/2006 Mueller et al. D24/189
D544,607 S * 6/2007 Henry et al. D24/189
D545,972 S * 7/2007 Wieringa et al. D24/190
D557,424 S * 12/2007 Knight D24/189
D571,923 S * 6/2008 Roberts D24/192
D574,085 S * 7/2008 Lucchetti D24/190

D575,874 S * 8/2008 Ormsby D24/189
D580,064 S * 11/2008 Lin et al. D24/190
D580,555 S * 11/2008 Lin et al. D24/190
D580,593 S * 11/2008 Huntington D28/4
2005/0197608 A1 * 9/2005 Taylor et al. 602/21
2005/0197609 A1 * 9/2005 Mills 602/21
2005/0228323 A1 * 10/2005 Tornai 602/5
2008/0319360 A1 * 12/2008 Zukowski 602/2

FOREIGN PATENT DOCUMENTS

JP	741086	5/1988
JP	D1100896	2/2001
JP	D1319095	1/2008

OTHER PUBLICATIONS

Notice of Rejection for Japanese Design Application No. 2009-002452 dated May 8, 2009.

* cited by examiner




FIG. 1

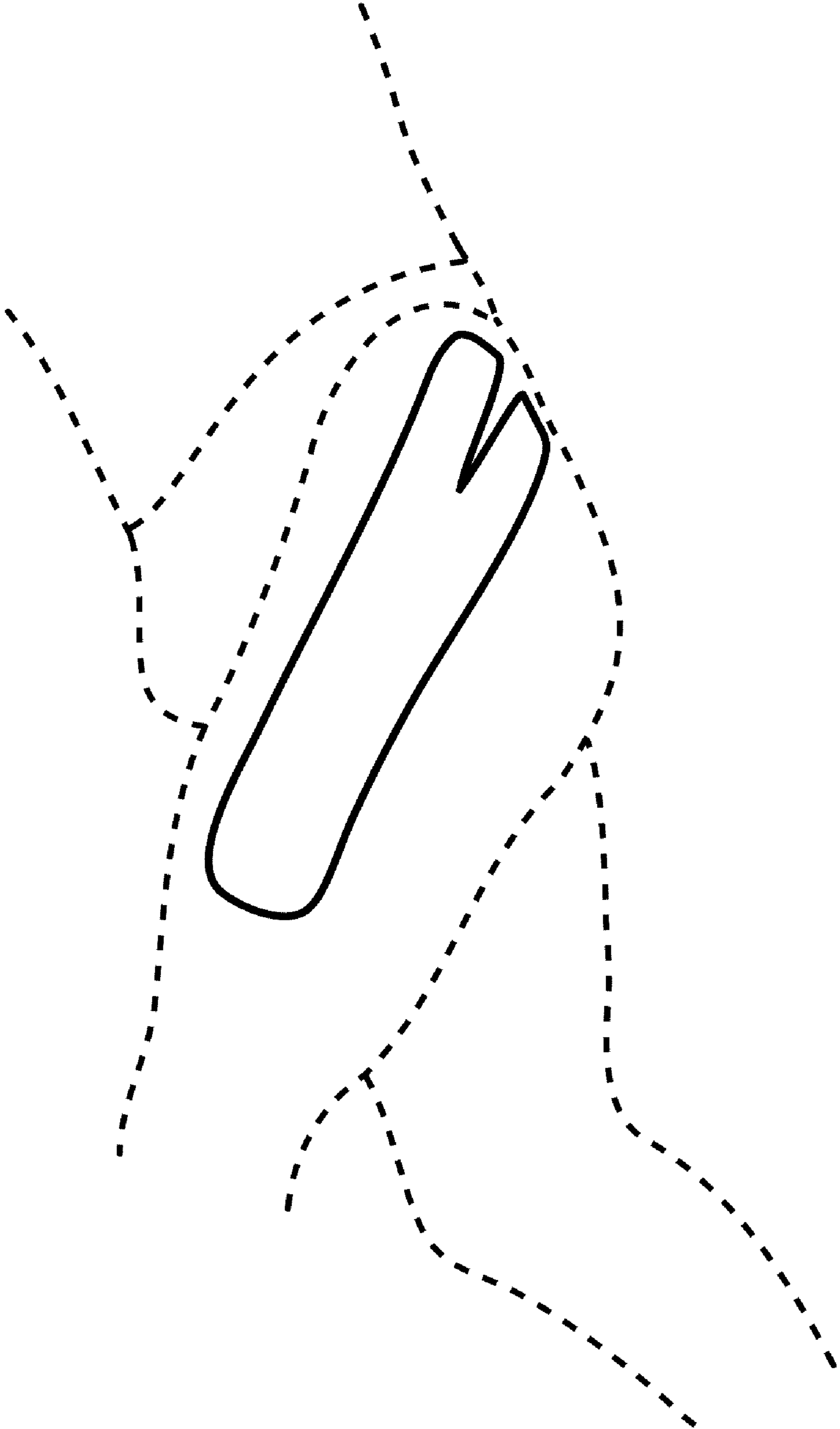


FIG. 2