



US00D612940S

(12) **United States Design Patent**  
**Edgett et al.**

(10) **Patent No.:** **US D612,940 S**  
(45) **Date of Patent:** **\*\* Mar. 30, 2010**

(54) **TAMPON APPLICATOR WITH FINGER GRIP**

(75) Inventors: **Keith Edgett**, Middletown, DE (US);  
**Robert Jorgensen**, Middletown, DE (US)

(73) Assignee: **Playtex Products, Inc.**, Westport, CT (US)

(\*\*) Term: **14 Years**

(21) Appl. No.: **29/316,268**

(22) Filed: **Sep. 9, 2009**

**Related U.S. Application Data**

(62) Division of application No. 29/262,124, filed on Jun. 23, 2006, now Pat. No. Des. 602,587.

(51) **LOC (9) Cl.** ..... **24-02**

(52) **U.S. Cl.** ..... **D24/141**

(58) **Field of Classification Search** ..... D24/141,  
D24/135; 604/11, 14, 15, 18, 363, 904  
See application file for complete search history.

(56) **References Cited**

**U.S. PATENT DOCUMENTS**

D250,049 S \* 10/1978 Hite, Jr. .... D24/141

(Continued)

*Primary Examiner*—Ian Simmons

*Assistant Examiner*—Christopher Lee

(74) *Attorney, Agent, or Firm*—Ohlandt, Greeley, Ruggiero & Perle, L.L.P.

(57) **CLAIM**

The ornamental design for a tampon applicator with finger grip, as shown and described.

**DESCRIPTION**

FIG. 1 is a front perspective view of a first embodiment of a tampon applicator with finger grip according to the present invention;

FIG. 2 is a side view of the tampon applicator with finger grip of FIG. 1, wherein the tampon applicator with finger grip rotated 0°, 90°, 180°, and 270° has identical side views to FIG. 2;

FIG. 3 is a front view of the tampon applicator with finger grip of FIG. 1;

FIG. 4 is a rear view of the tampon applicator with finger grip of FIG. 1;

FIG. 5 is a front perspective view of a second embodiment of a tampon applicator with finger grip according to the present invention;

FIG. 6 is a side view of the tampon applicator with finger grip of FIG. 5, wherein the tampon applicator with finger grip rotated 0°, 90°, 180°, and 270° has identical side views to FIG. 6;

FIG. 7 is a front view of the tampon applicator with finger grip of FIG. 5;

FIG. 8 is a rear view of the tampon applicator with finger grip of FIG. 5;

FIG. 9 is a front perspective view of a third embodiment of a tampon applicator with finger grip according to the present invention;

FIG. 10 is a side view of the tampon applicator with finger grip of FIG. 9, wherein the tampon applicator with finger grip rotated 0°, 90°, 180°, and 270° has identical side views to FIG. 10;

FIG. 11 is a front view of the tampon applicator with finger grip of FIG. 9;

FIG. 12 is a rear view of the tampon applicator with finger grip of FIG. 9;



FIG. 13 is a front perspective view of a fourth embodiment of a tampon applicator with finger grip according to the present invention;

FIG. 14 is a side view of the tampon applicator with finger grip of FIG. 13, wherein the tampon applicator with finger grip rotated 0°, 90°, 180°, and 270° has identical side views to FIG. 14;

FIG. 15 is a front view of the tampon applicator with finger grip of FIG. 13; and,

FIG. 16 is a rear view of the tampon applicator with finger grip of FIG. 13.

**1 Claim, 8 Drawing Sheets**



# US D612,940 S

Page 2

---

## U.S. PATENT DOCUMENTS

D250,663 S *	12/1978	Koch et al. ....	D24/141	D514,700 S *	2/2006	Weber et al. ....	D24/141
4,276,881 A *	7/1981	Lilaonitkul .....	604/14	D517,210 S	3/2006	Weber et al. ....	D24/141
D415,565 S *	10/1999	Hayes et al. ....	D24/141	D517,691 S	3/2006	Turchi et al. ....	D24/141
6,217,542 B1 *	4/2001	Stevens et al. ....	604/17	7,044,928 B2	5/2006	LeMay et al. ....	604/15
6,264,626 B1 *	7/2001	Linares et al. ....	604/15	D572,362 S *	7/2008	Edgett et al. ....	D24/141
D492,033 S *	6/2004	Jarmon et al. ....	D24/141	2004/0054317 A1 *	3/2004	Lemay et al. ....	604/15

\* cited by examiner

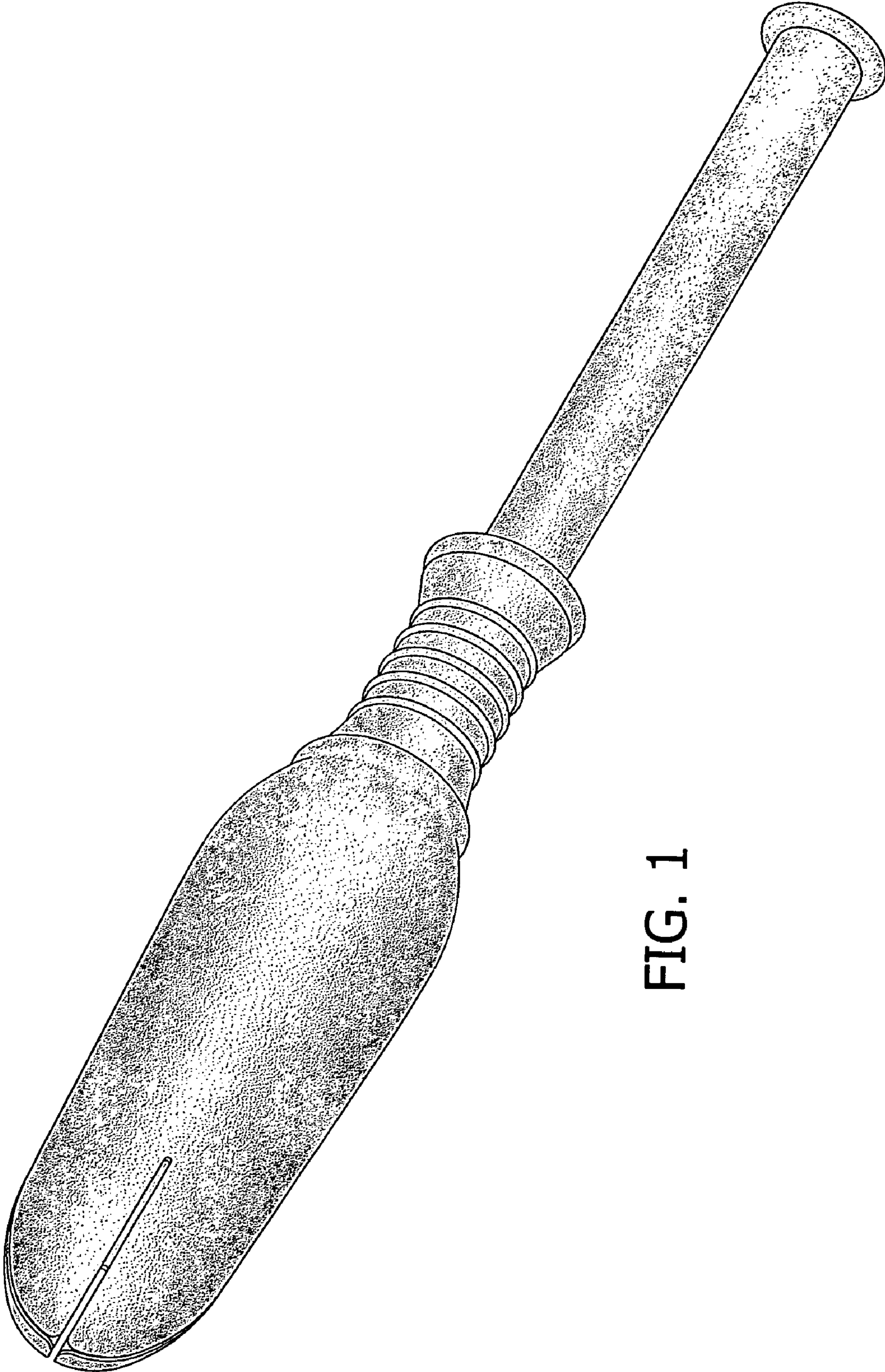


FIG. 1

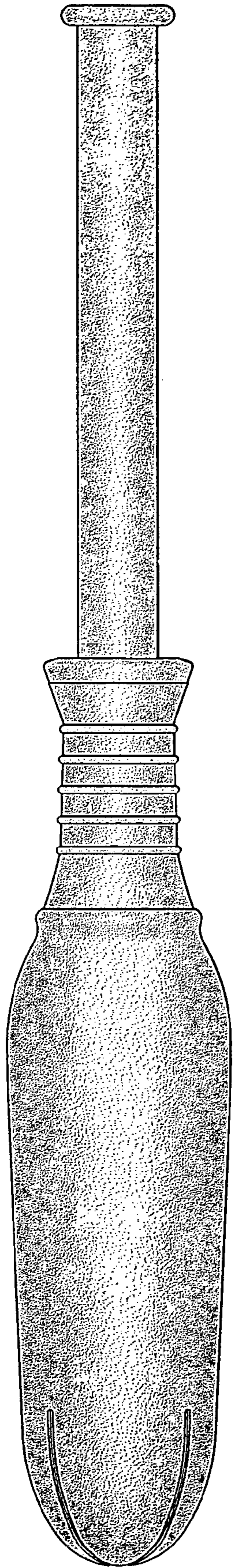


FIG. 2




FIG. 4

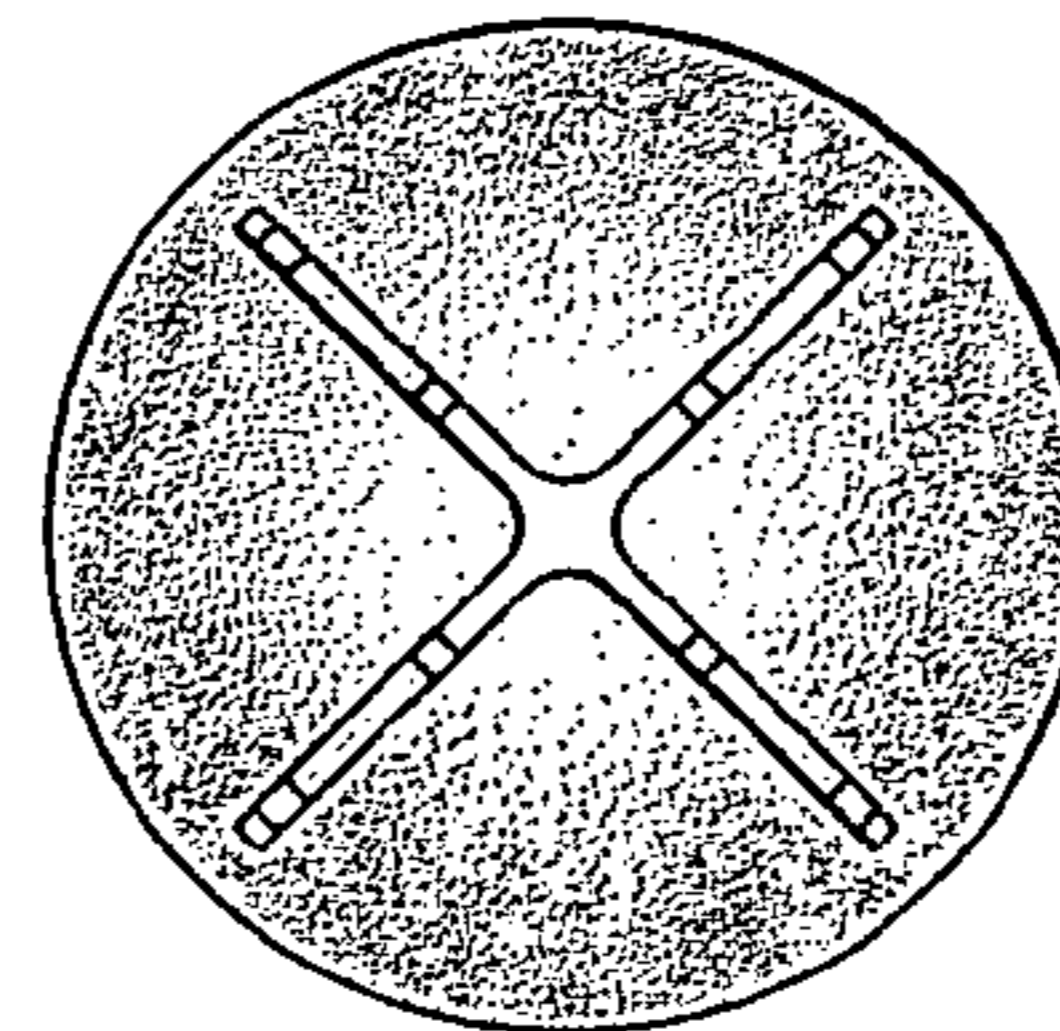


FIG. 3

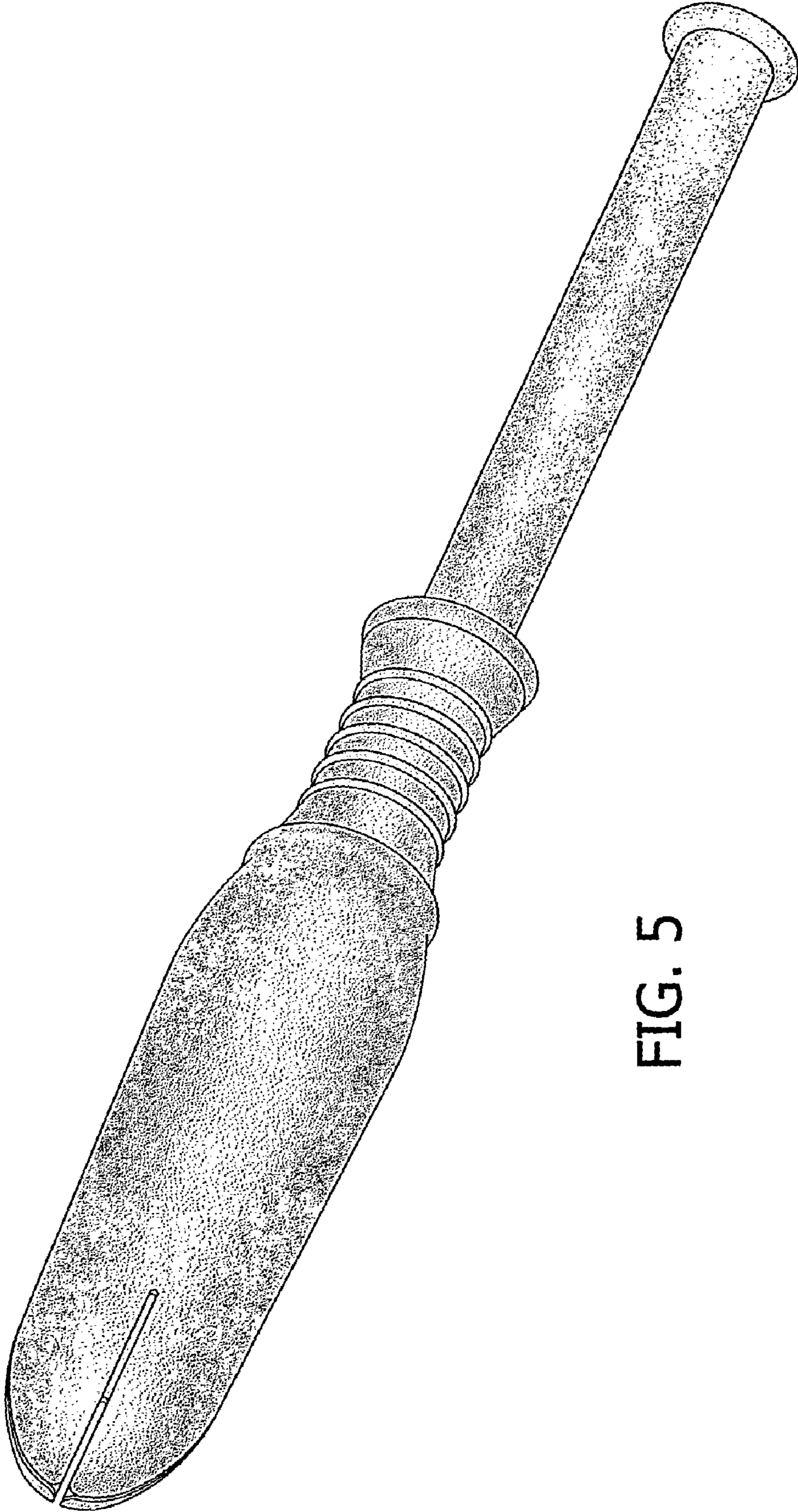


FIG. 5

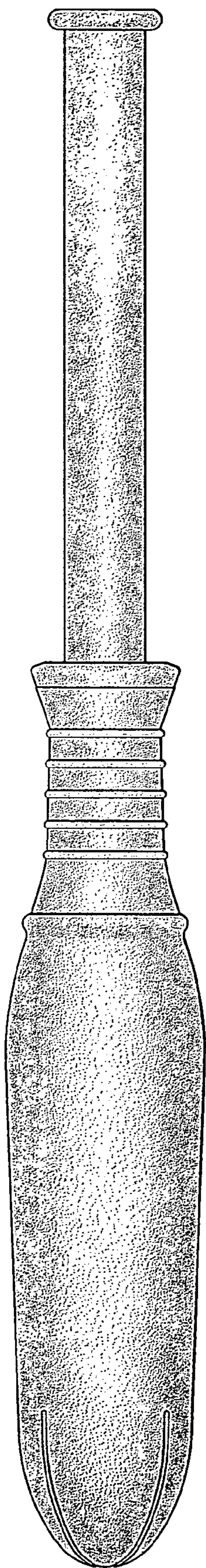


FIG. 6

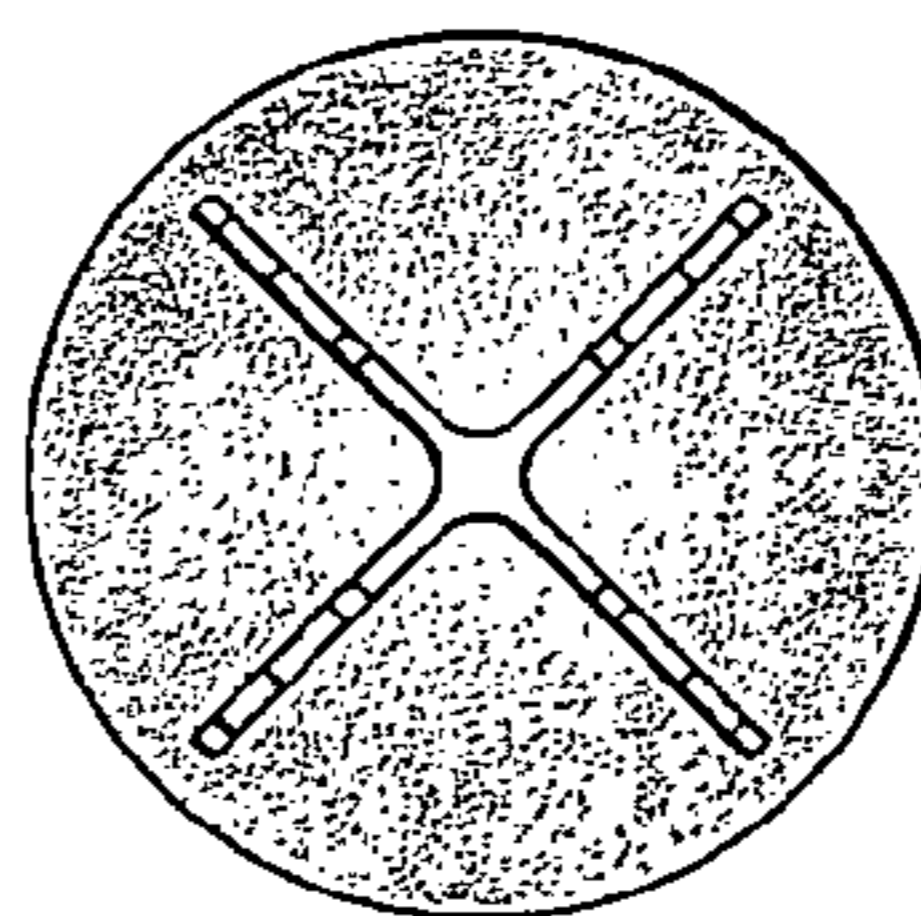


FIG. 7




FIG. 8

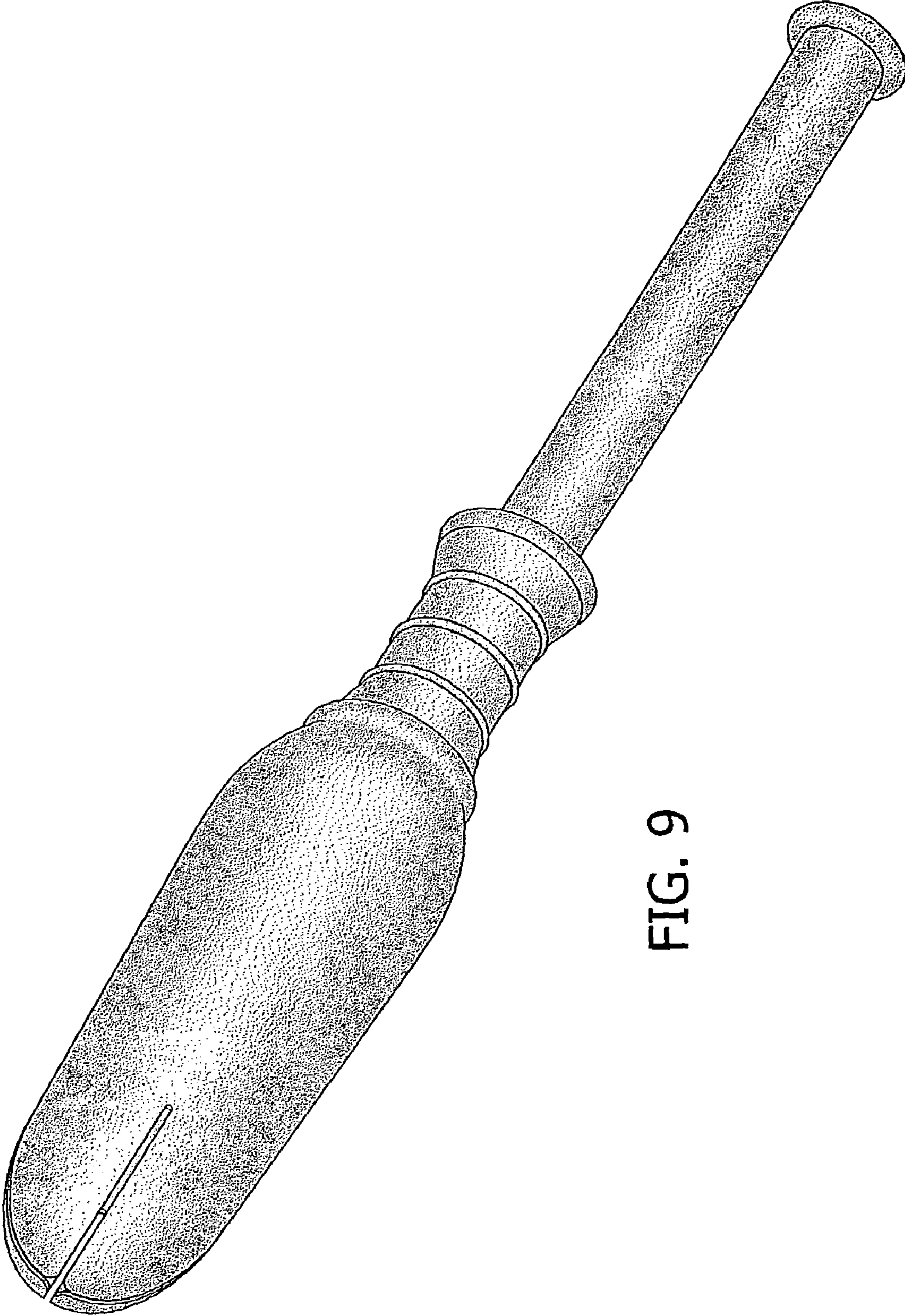


FIG. 9

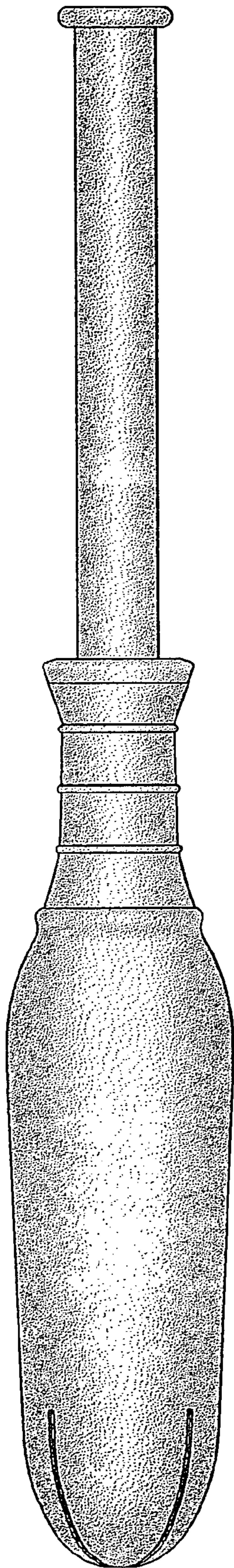


FIG. 10

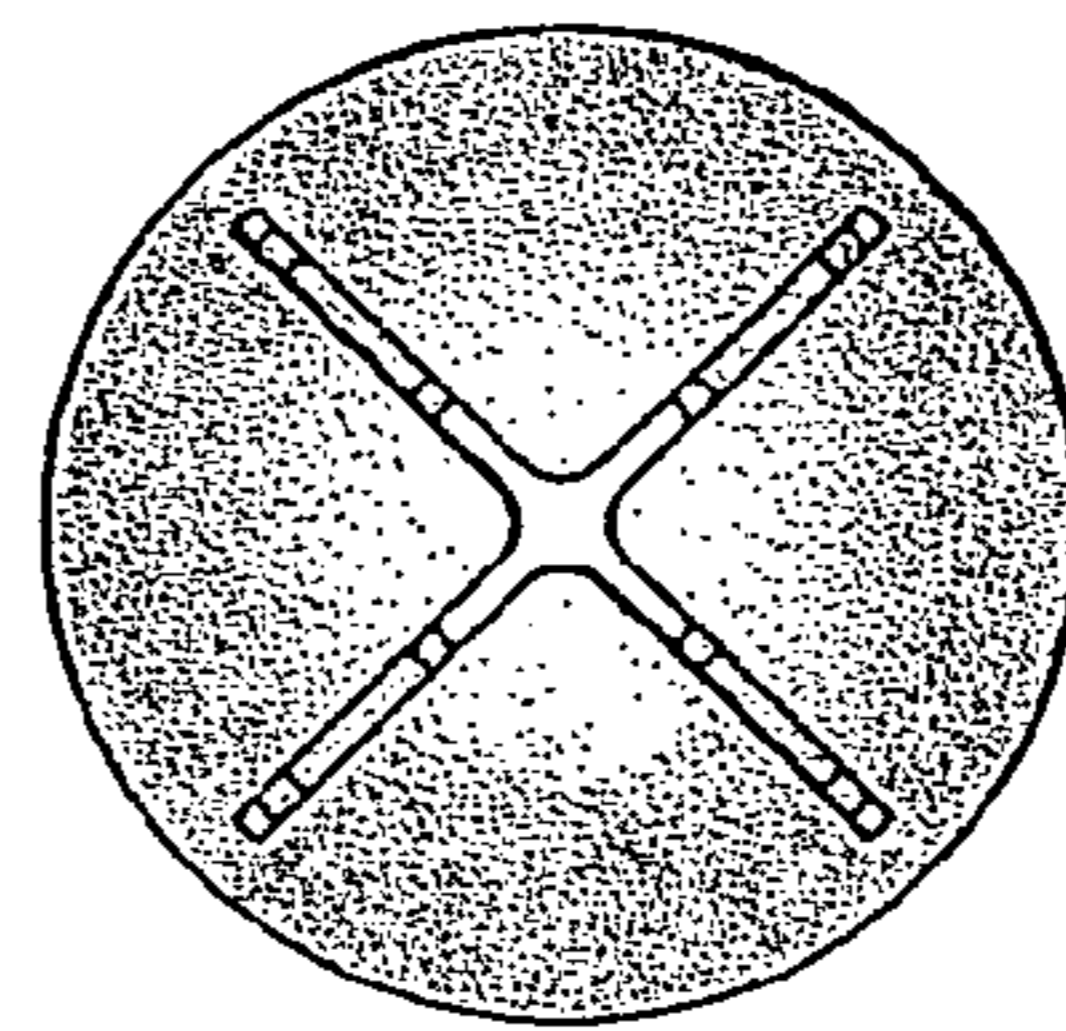


FIG. 11




FIG. 12



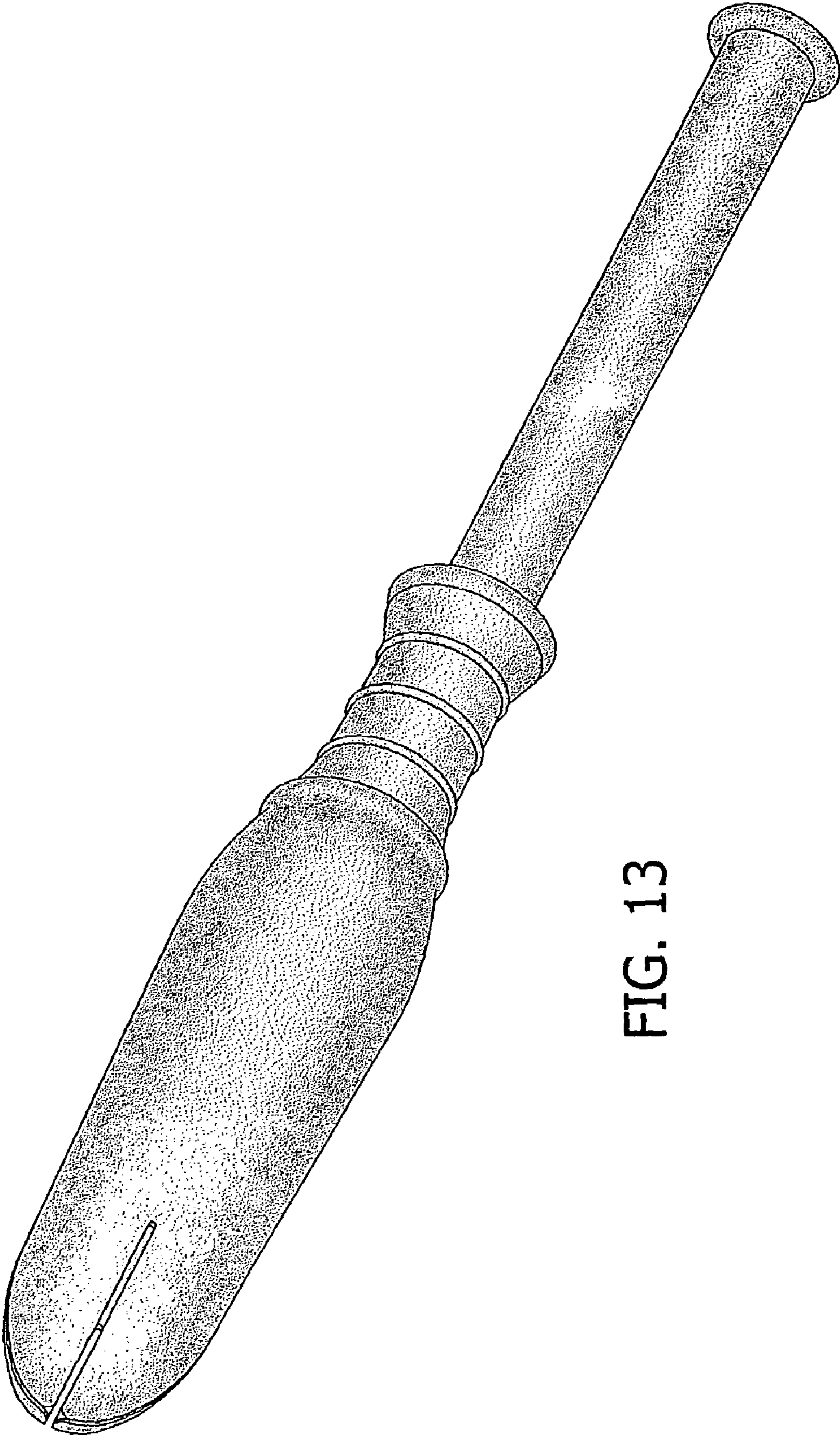


FIG. 13

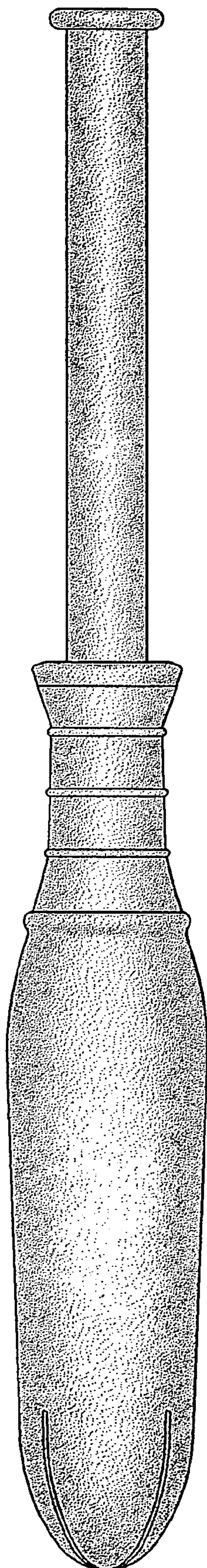


FIG. 14

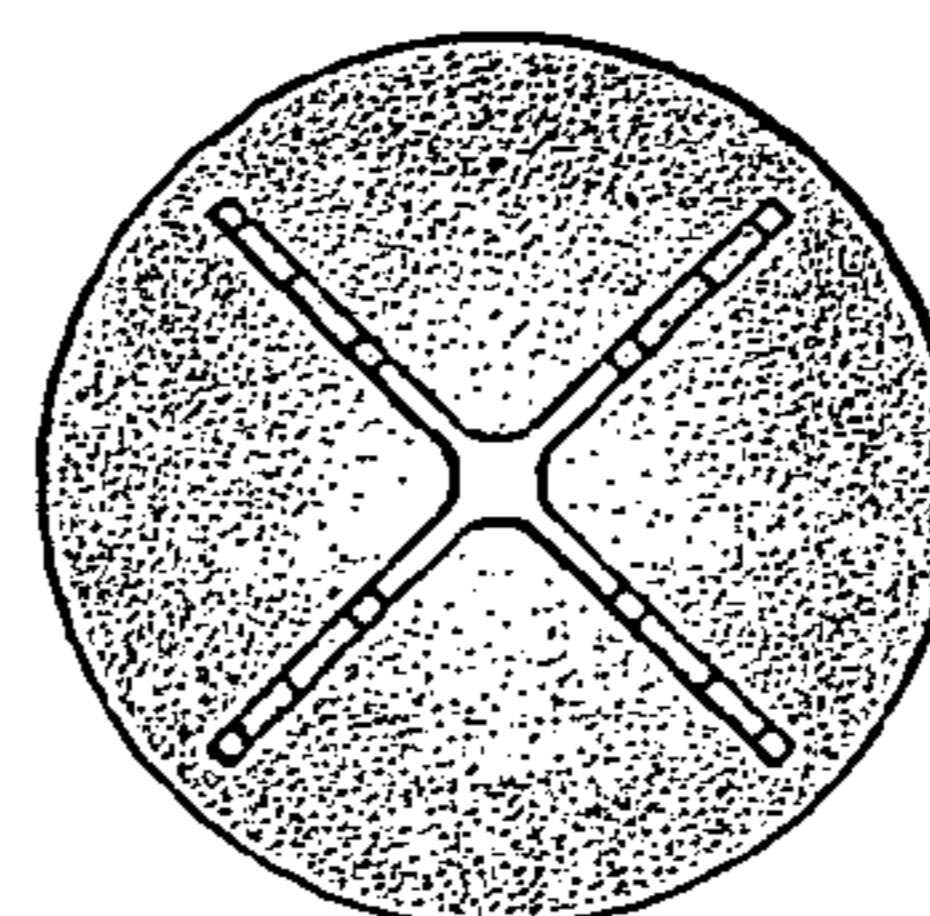


FIG. 15




FIG. 16