



US00D612900S

(12) **United States Design Patent**  
**Oldknow**

(10) **Patent No.:** **US D612,900 S**  
(45) **Date of Patent:** **\*\* Mar. 30, 2010**

(54) **GOLF CLUB HEAD**

(75) Inventor: **Andrew G. V. Oldknow**, Beaverton, OR  
(US)

(73) Assignee: **Nike, Inc.**, Beaverton, OR (US)

(\*\*) Term: **14 Years**

(21) Appl. No.: **29/351,537**

(22) Filed: **Dec. 7, 2009**

(51) **LOC (9) Cl.** ..... **21-02**

(52) **U.S. Cl.** ..... **D21/759**

(58) **Field of Classification Search** ..... D21/733,  
D21/752, 759; 473/324–331, 343–346  
See application file for complete search history.

(56) **References Cited**

U.S. PATENT DOCUMENTS

D354,325 S	1/1995	Henwood	
D374,899 S	10/1996	Mahaffey	
D469,833 S *	2/2003	Roberts et al.	..... D21/748
D482,089 S	11/2003	Burrows	
D482,090 S	11/2003	Burrows	
D492,378 S *	6/2004	Roberts et al.	..... D21/759
D496,704 S *	9/2004	Roberts et al.	..... D21/759
D498,808 S *	11/2004	Roberts et al.	..... D21/759
D498,809 S *	11/2004	Roberts et al.	..... D21/759
D499,160 S *	11/2004	Wolfe et al.	..... D21/759
D500,542 S *	1/2005	Roberts et al.	..... D21/759
D505,172 S *	5/2005	Roberts et al.	..... D21/759
D508,545 S *	8/2005	Roberts et al.	..... D21/759
D553,210 S	10/2007	Harvell et al.	
D553,211 S	10/2007	Harvell et al.	
D562,926 S	2/2008	Roberts et al.	
D586,869 S	2/2009	Holiman et al.	

D594,520 S	6/2009	Schweigert et al.	
D600,767 S *	9/2009	Horacek et al.	..... D21/759
D604,784 S *	11/2009	Horacek et al.	..... D21/759
D606,607 S *	12/2009	Cooper et al.	..... D21/759

\* cited by examiner

*Primary Examiner*—Mitchell I Siegel

(74) *Attorney, Agent, or Firm*—Banner & Witcoff, Ltd.

(57) **CLAIM**

The ornamental design for a golf club head, as shown and described.

**DESCRIPTION**

FIG. 1 is a bottom perspective view of a golf club head showing my new design;

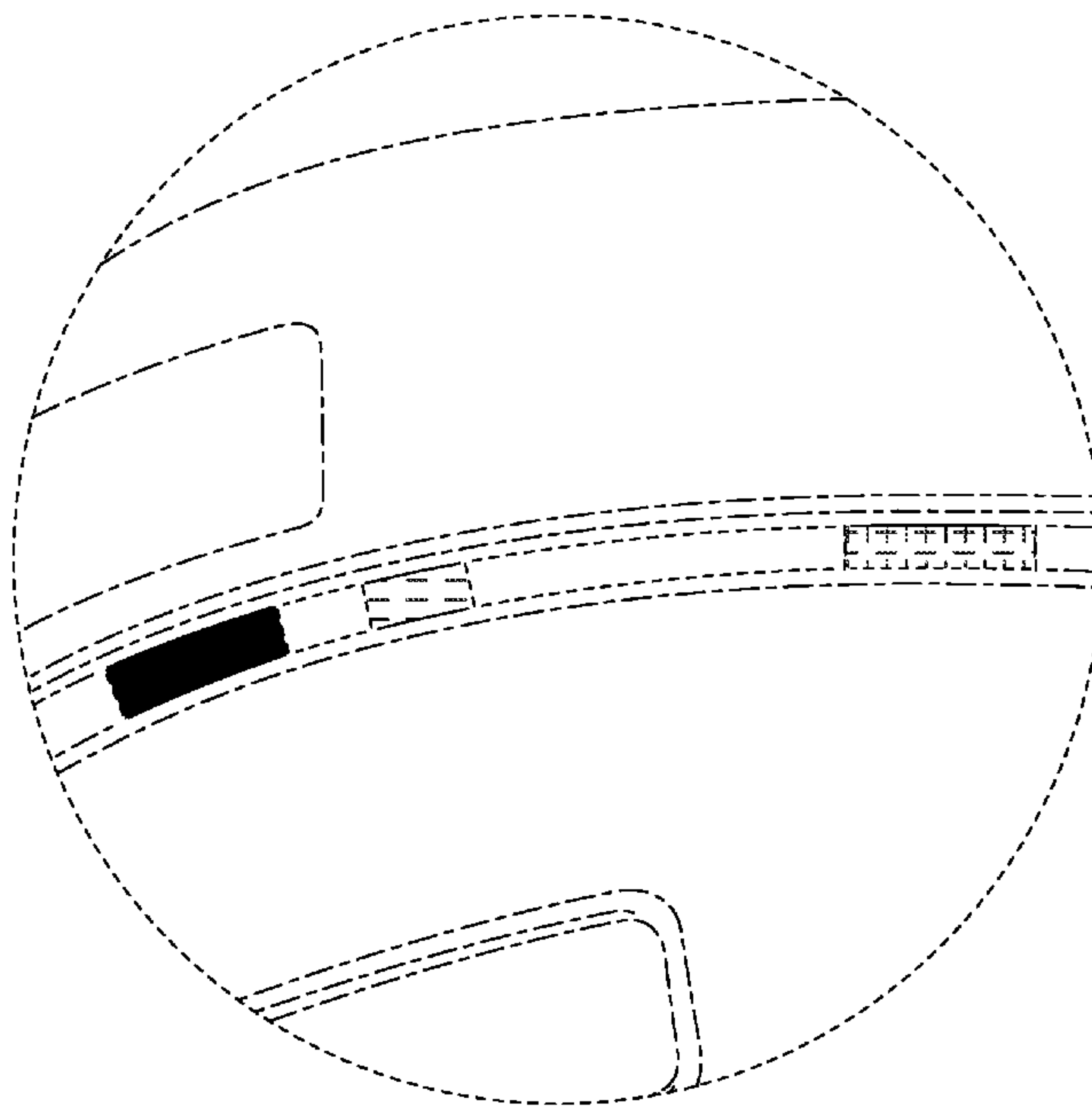
FIG. 2 is a bottom view thereof;

FIG. 3 is a toe end view thereof; and,

FIG. 4 is an enlarged view of FIG. 2 that shows the claimed design.

The uneven broken lines immediately adjacent to the shaded area represent unclaimed boundaries and form no part of the claimed design. The remaining uneven broken lines are shown for the purpose of illustrating environmental structure and form no part of the claimed design. The shading in the three claimed regions is shown for the purpose of depicting color in accordance with office regulations. Specifically, the three claimed regions in the figures are illustrated with color designations. The claimed region closest to the heel of the golf club head is shaded for yellow. The claimed region closest to the toe of the golf club head is shaded for black. The claimed region between the claimed yellow and black regions is shaded for grey or silver.

**1 Claim, 3 Drawing Sheets**






FIG. 1

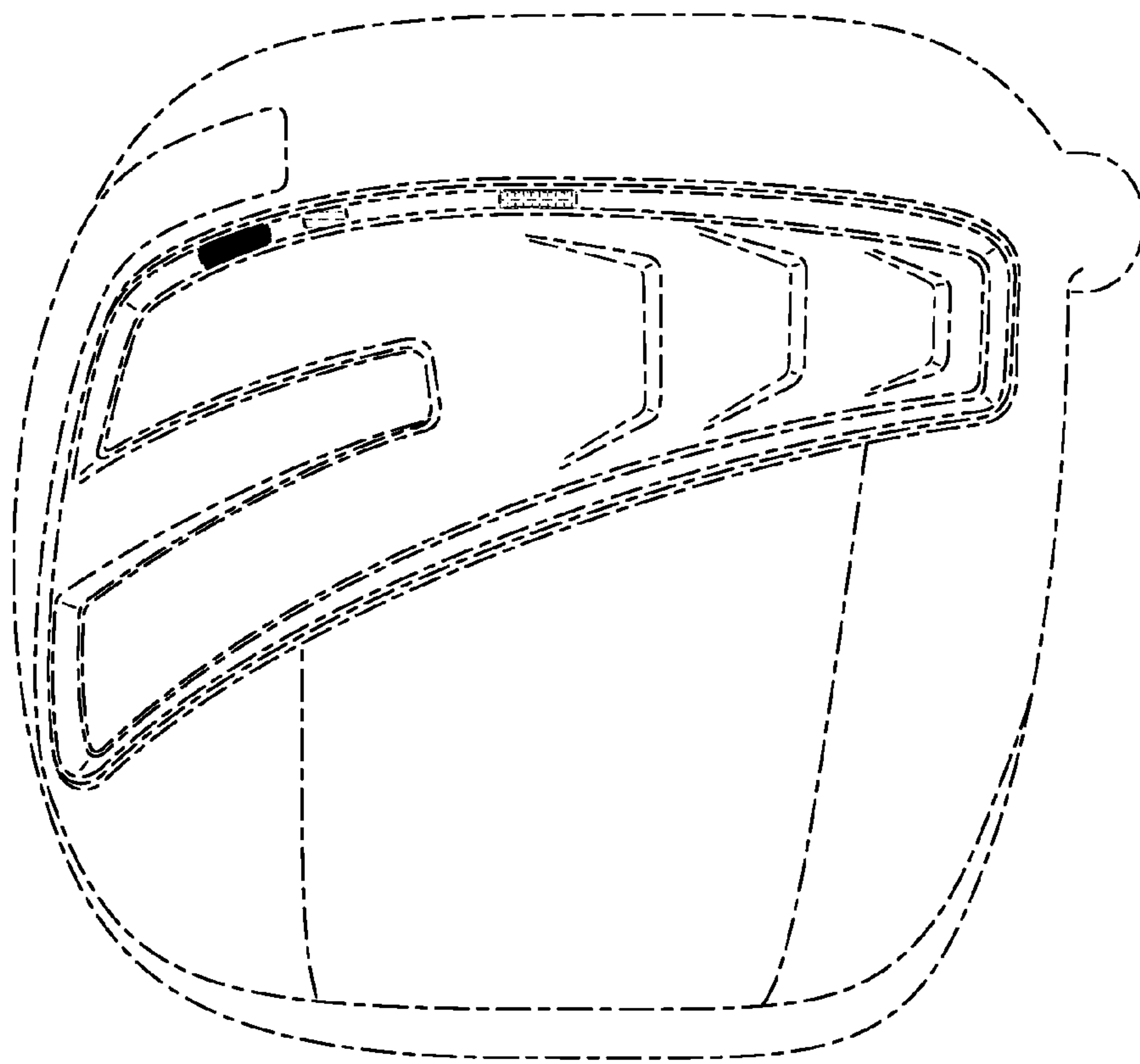


FIG. 2

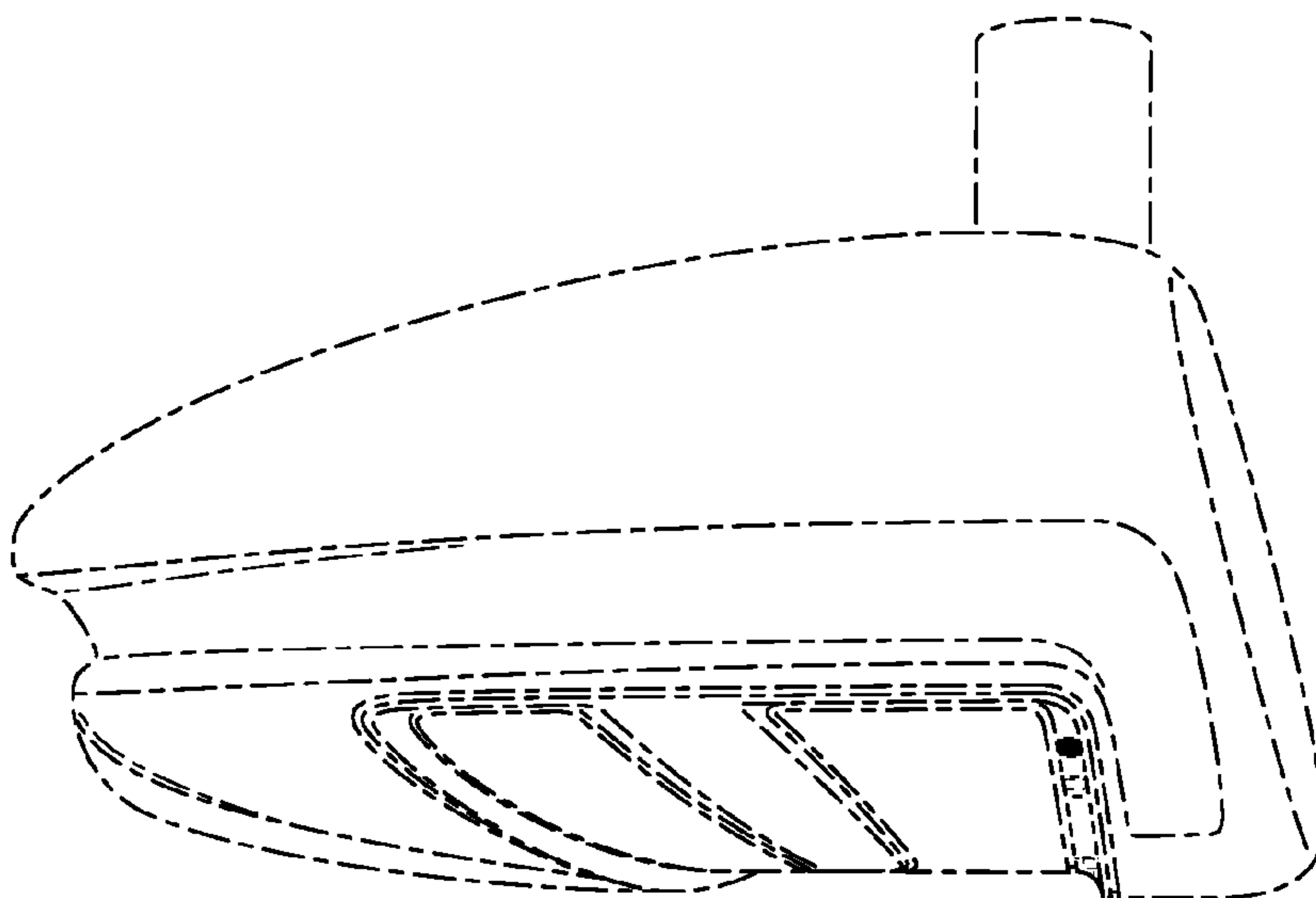


FIG. 3

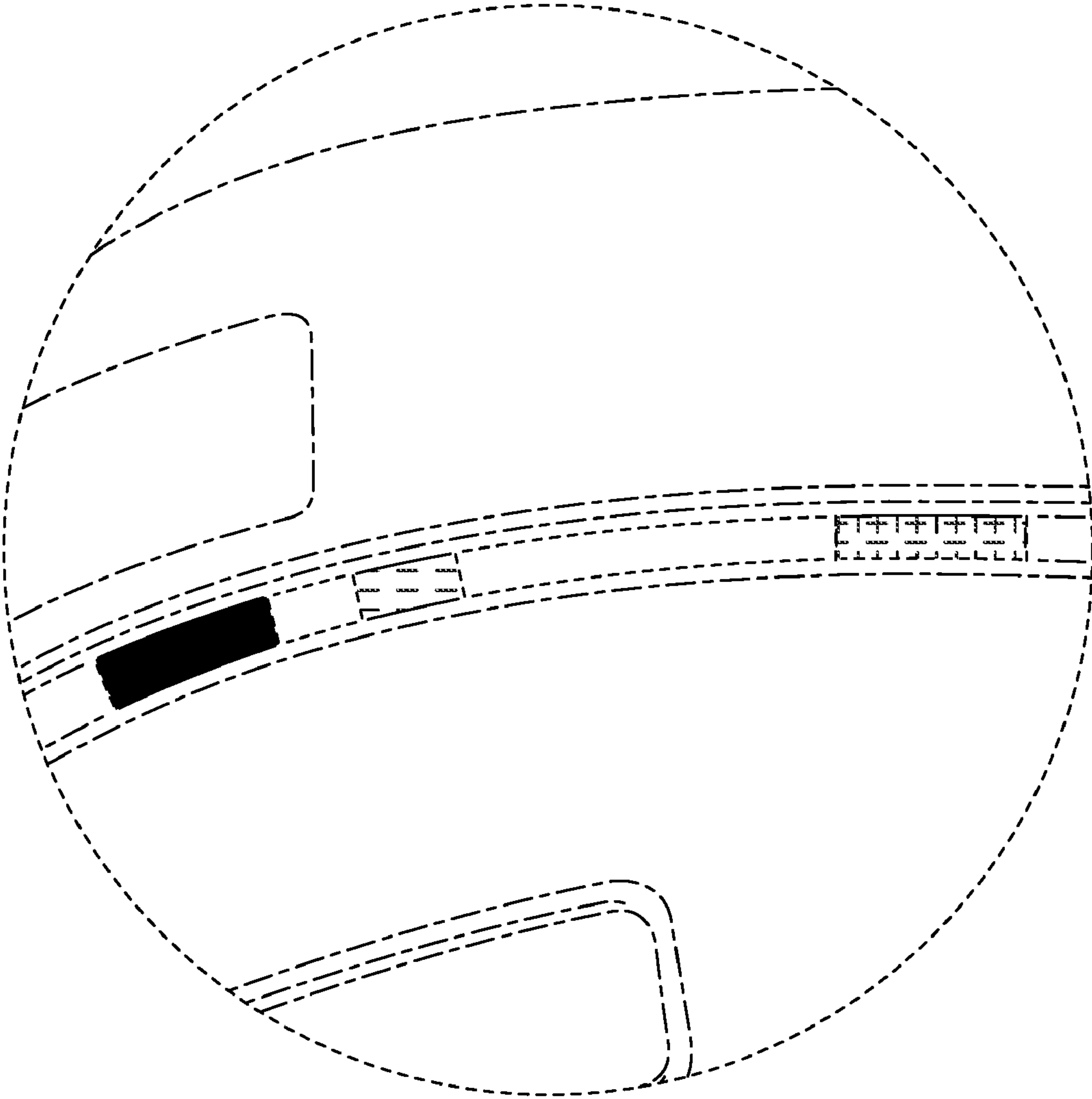


FIG. 4