



US00D612888S

(12) **United States Design Patent**  
**Rolion et al.**

(10) **Patent No.:** **US D612,888 S**  
(45) **Date of Patent:** **\*\* Mar. 30, 2010**

(54) **WRITING INSTRUMENT**

(75) Inventors: **Franck Rolion**, Asnieres-sur-Oise (FR);  
**Franck Vadenne**, Bezons (FR)

(73) Assignee: **Societe BIC**, Clichy (FR)

(\*\*) Term: **14 Years**

(21) Appl. No.: **29/333,345**

(22) Filed: **Mar. 6, 2009**

(30) **Foreign Application Priority Data**

Sep. 29, 2008 (EM) ..... 001011050-0001

(51) **LOC (9) Cl.** ..... **19-06**

(52) **U.S. Cl.** ..... **D19/51**

(58) **Field of Classification Search** ..... D19/35,  
D19/36, 41, 42, 43, 44, 45, 46, 47, 48, 49,  
D19/50, 51, 54, 55, 56, 57; 24/11 F, 11 P,  
24/11 R; 401/6, 52, 99, 100, 104, 105, 106,  
401/107, 108, 109, 192, 195, 243, 244, 245,  
401/246, 247

See application file for complete search history.

(56) **References Cited**

**U.S. PATENT DOCUMENTS**

|           |      |         |                  |       |         |
|-----------|------|---------|------------------|-------|---------|
| 3,179,086 | A *  | 4/1965  | Owadano          | ..... | 401/62  |
| 3,344,484 | A *  | 10/1967 | Zepell et al.    | ..... | 24/11 P |
| D350,771  | S *  | 9/1994  | Kettmeir         | ..... | D19/51  |
| D418,163  | S *  | 12/1999 | Rosen            | ..... | D19/51  |
| D419,541  | S *  | 1/2000  | Kawashima        | ..... | D14/431 |
| D433,704  | S *  | 11/2000 | Kouda            | ..... | D19/49  |
| D437,352  | S *  | 2/2001  | Matsuzaki et al. | ..... | D19/51  |
| D446,212  | S *  | 8/2001  | Chang            | ..... | D14/411 |
| D446,213  | S *  | 8/2001  | Chen et al.      | ..... | D14/411 |
| D447,773  | S *  | 9/2001  | Lau              | ..... | D19/46  |
| D452,274  | S *  | 12/2001 | Keda             | ..... | D19/51  |
| 6,542,437 | B1 * | 4/2003  | Chen             | ..... | 368/10  |
| 6,568,866 | B1 * | 5/2003  | Hsu              | ..... | 401/117 |
| D489,087  | S *  | 4/2004  | Kent             | ..... | D19/43  |

|              |      |         |                 |       |         |
|--------------|------|---------|-----------------|-------|---------|
| 7,100,247    | B2 * | 9/2006  | Fujihara et al. | ..... | 24/11 R |
| D529,550     | S *  | 10/2006 | Fukui           | ..... | D19/51  |
| D540,866     | S *  | 4/2007  | Qiu             | ..... | D19/48  |
| D551,710     | S *  | 9/2007  | Tsuchida        | ..... | D19/51  |
| D559,317     | S *  | 1/2008  | Ikeda           | ..... | D19/51  |
| D561,832     | S *  | 2/2008  | Bhavnani        | ..... | D19/51  |
| D561,835     | S *  | 2/2008  | Nishida         | ..... | D19/56  |
| D575,819     | S *  | 8/2008  | Nishida         | ..... | D19/50  |
| D575,822     | S *  | 8/2008  | Rolion et al.   | ..... | D19/50  |
| D583,865     | S *  | 12/2008 | Kwok            | ..... | D19/49  |
| D586,393     | S *  | 2/2009  | Nishida         | ..... | D19/49  |
| D586,854     | S *  | 2/2009  | Tan             | ..... | D19/49  |
| D589,557     | S *  | 3/2009  | Kusch et al.    | ..... | D19/50  |
| D592,247     | S *  | 5/2009  | Brown           | ..... | D19/48  |
| D601,197     | S *  | 9/2009  | Zhang           | ..... | D19/48  |
| 2009/0165261 | A1 * | 7/2009  | Furukawa et al. | ..... | 24/11 R |

\* cited by examiner

*Primary Examiner*—Elizabeth A Albert

*Assistant Examiner*—Karen E Eldridge Powers

(74) *Attorney, Agent, or Firm*—The H.T. Than Law Group

(57) **CLAIM**

The ornamental design for a writing instrument, as shown and described.

**DESCRIPTION**

FIG. 1 is a perspective view of a writing instrument according to the present invention;

FIG. 2 is a front elevational view thereof;

FIG. 3 is a rear elevational view thereof;

FIG. 4 is a right side elevational view thereof;

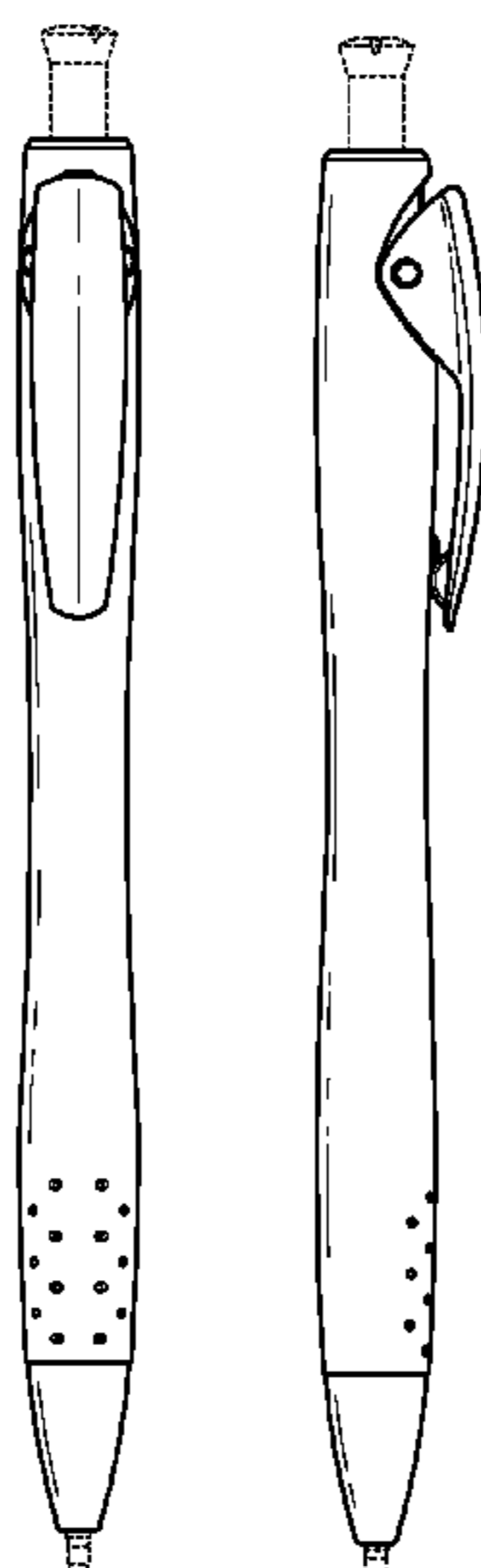
FIG. 5 is a left side elevational view thereof;

FIG. 6 is a top end view thereof; and,

FIG. 7 is a bottom end view thereof.

All portions shown in broken lines are environmental and illustrative only and form no part of the claimed design.

**1 Claim, 7 Drawing Sheets**



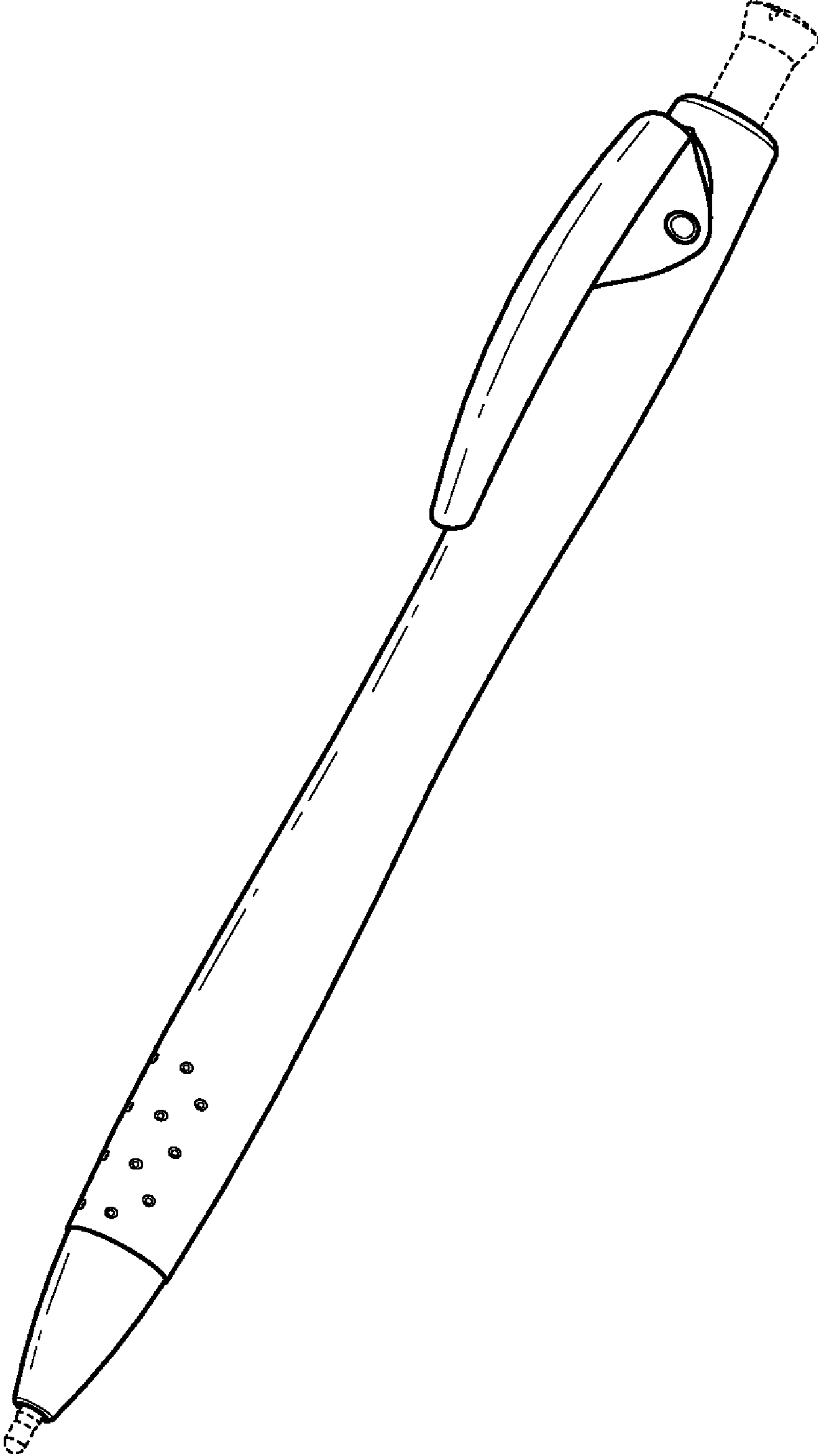


FIG. 1

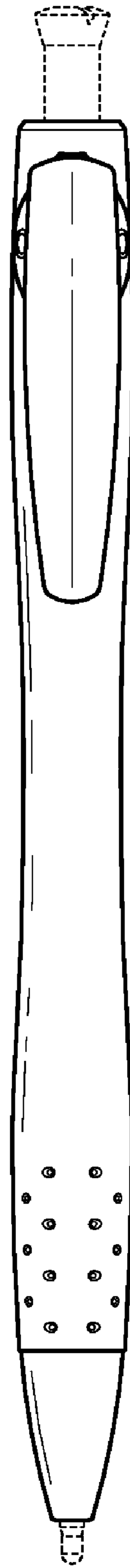


FIG. 2

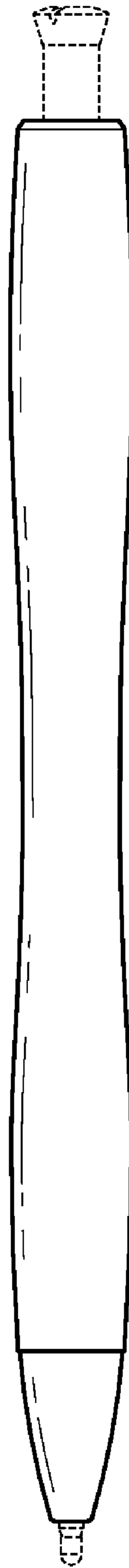


FIG. 3




FIG. 4

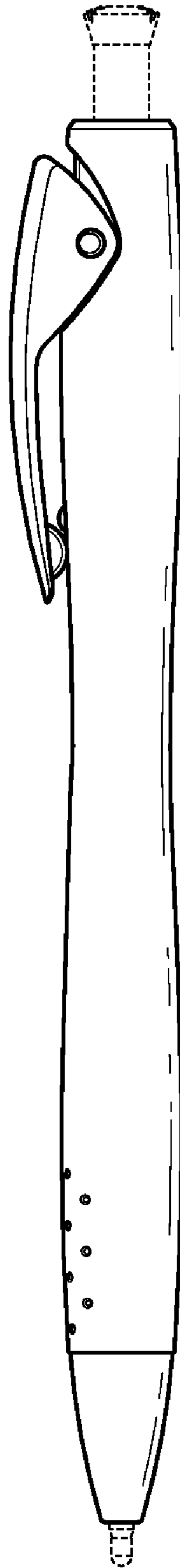
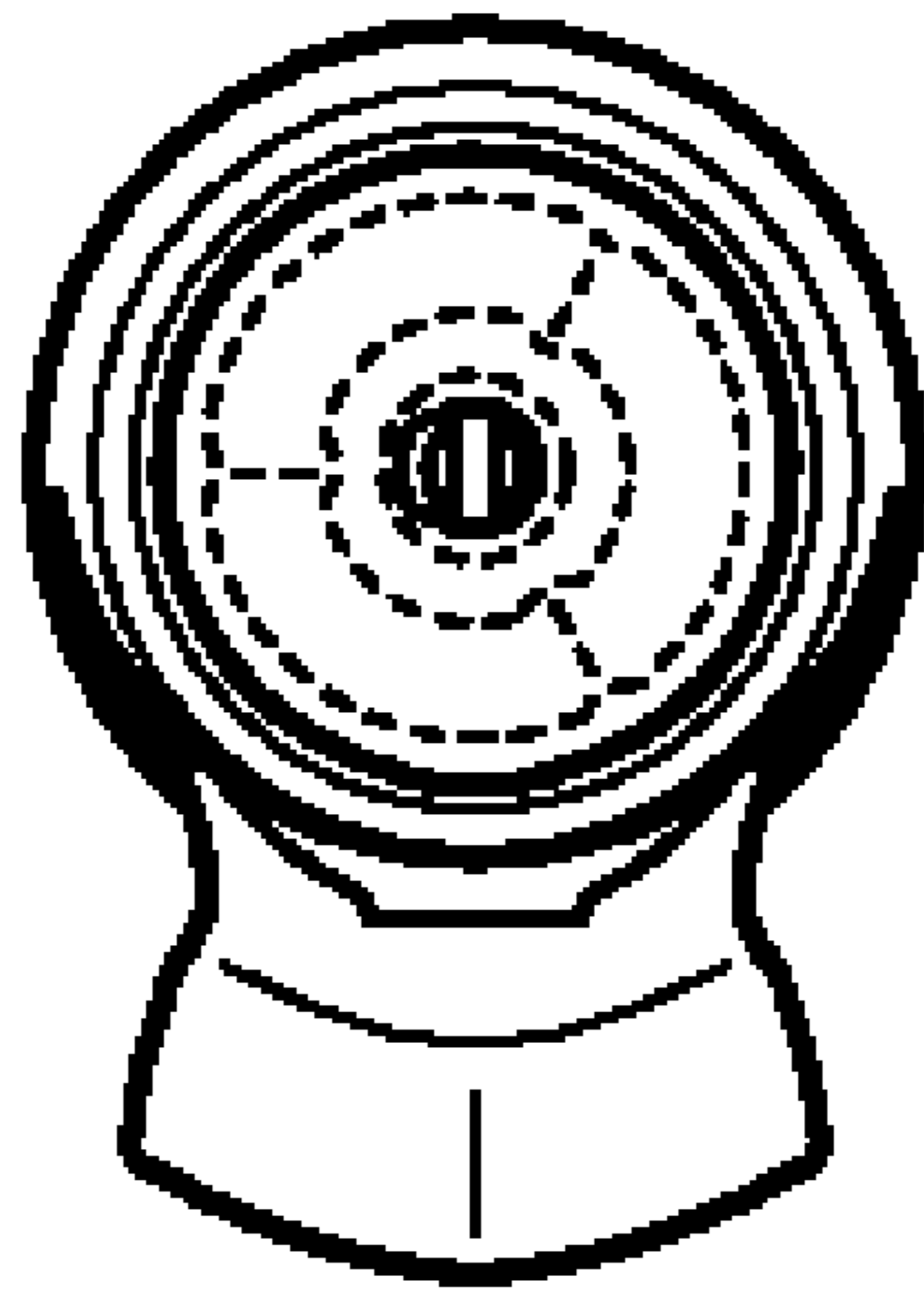
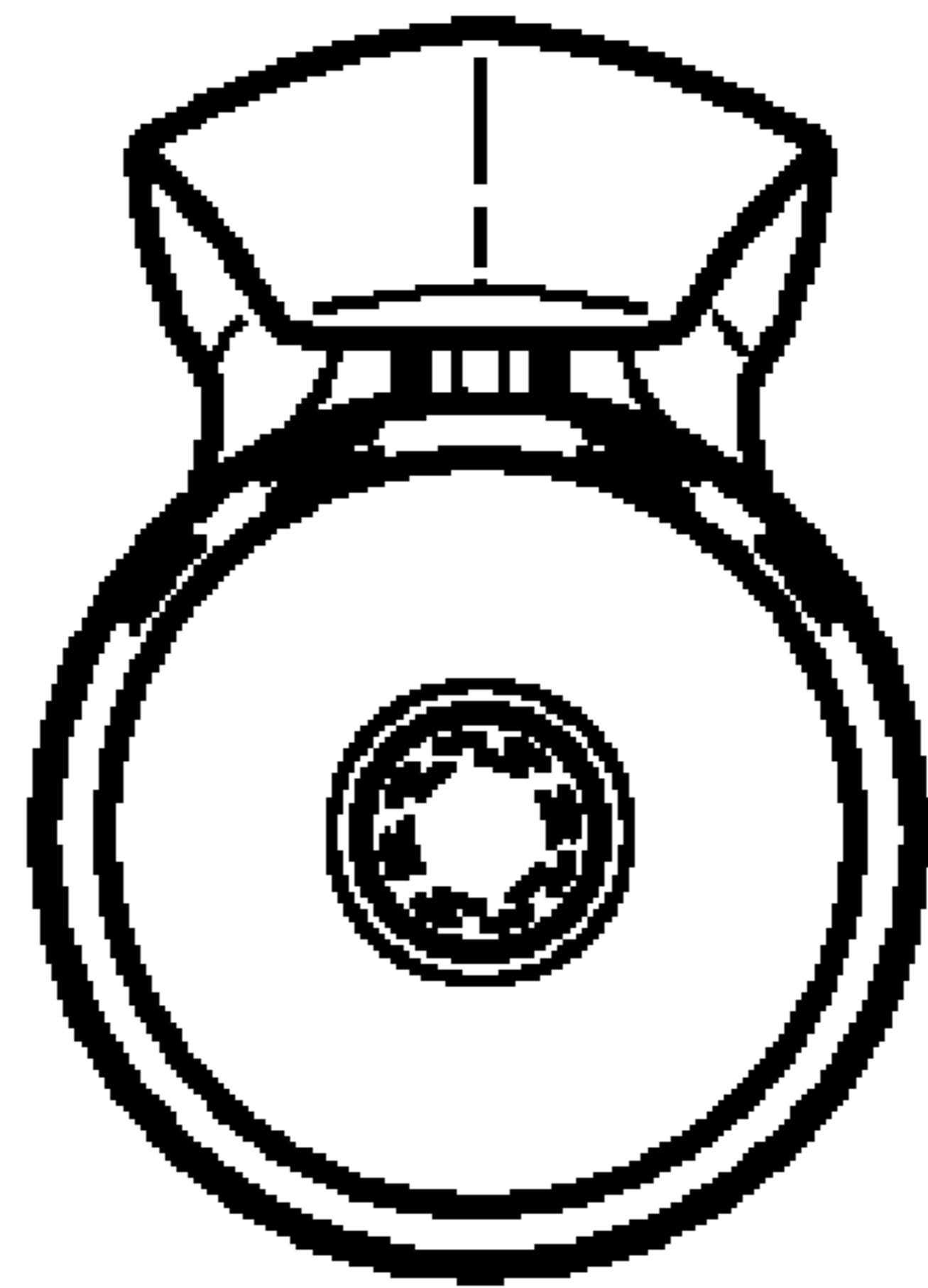


FIG. 5



**FIG. 6**



**FIG. 7**