



US00D612887S

(12) **United States Design Patent**
Cheng

(10) **Patent No.:** **US D612,887 S**

(45) **Date of Patent:** **** Mar. 30, 2010**

(54) **PEN**

(76) **Inventor:** **Dido Cheng**, 4F-2, No. 391, Ihsinyi Road, Section 4, Taipei City 110 (TW)

(**) **Term:** **14 Years**

(21) **Appl. No.:** **29/311,563**

(22) **Filed:** **Apr. 21, 2009**

(51) **LOC (9) Cl.** **19-06**

(52) **U.S. Cl.** **D19/46**

(58) **Field of Classification Search** D19/35,
D19/36, 41-51, 53-57; 24/11 F, 11 P, 11 R;
401/52, 99, 100, 104-109, 192, 195, 196
See application file for complete search history.

(56) **References Cited**

U.S. PATENT DOCUMENTS

1,379,057	A *	5/1921	Spelling	401/125
1,421,318	A *	6/1922	Steffan et al.	40/334
D81,435	S *	6/1930	Coby	D19/46
1,794,939	A *	3/1931	Yocom	101/22
D124,725	S *	1/1941	Ornstein	D10/31

D130,443	S *	11/1941	Gower	D19/58
D164,976	S *	10/1951	Aversa	D19/46
D179,615	S *	1/1957	Spatz	D28/4
3,675,574	A *	7/1972	Moreau	181/116
D228,083	S *	8/1973	Longarzo	D19/36
D330,079	S *	10/1992	Dalling et al.	D24/112
D336,923	S *	6/1993	Lin	D19/57
6,428,179	B1 *	8/2002	Saffron et al.	362/118

* cited by examiner

Primary Examiner—Elizabeth A Albert

(74) *Attorney, Agent, or Firm*—Rosenberg, Klein & Lee

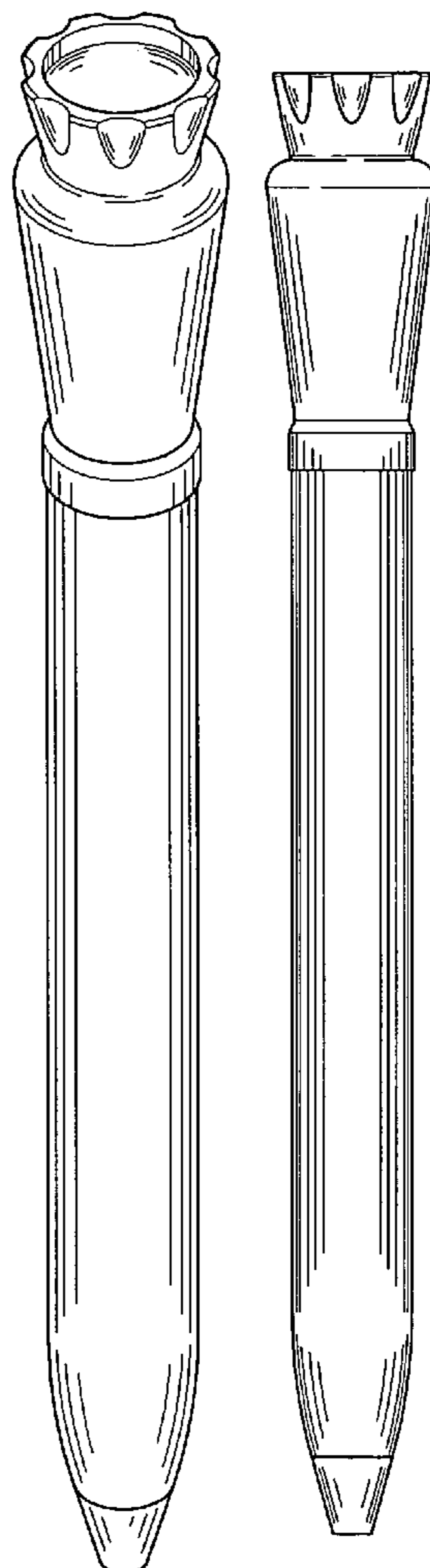
(57) **CLAIM**

The ornamental design for a pen, as shown and described.

DESCRIPTION

FIG. 1 is a perspective view of a pen showing my new design;
FIG. 2 is a side elevational view thereof;
FIG. 3 is a top plan view thereof; and,
FIG. 4 is a bottom plan view thereof.

1 Claim, 2 Drawing Sheets



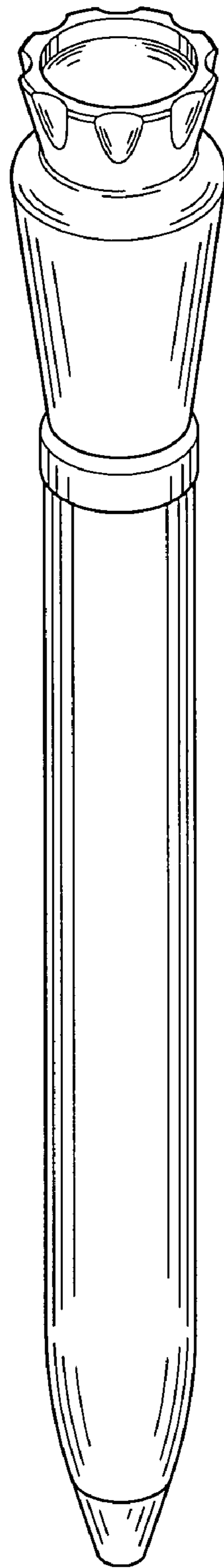


FIG. 1

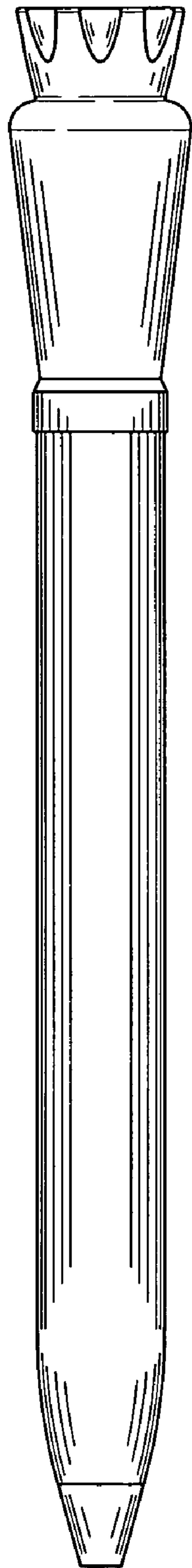


FIG. 2

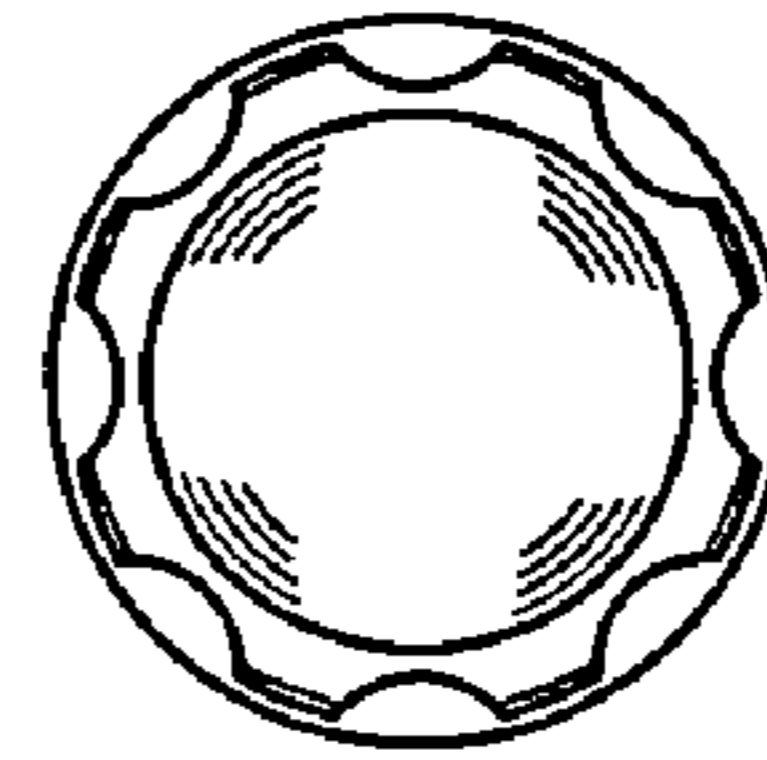


FIG. 3

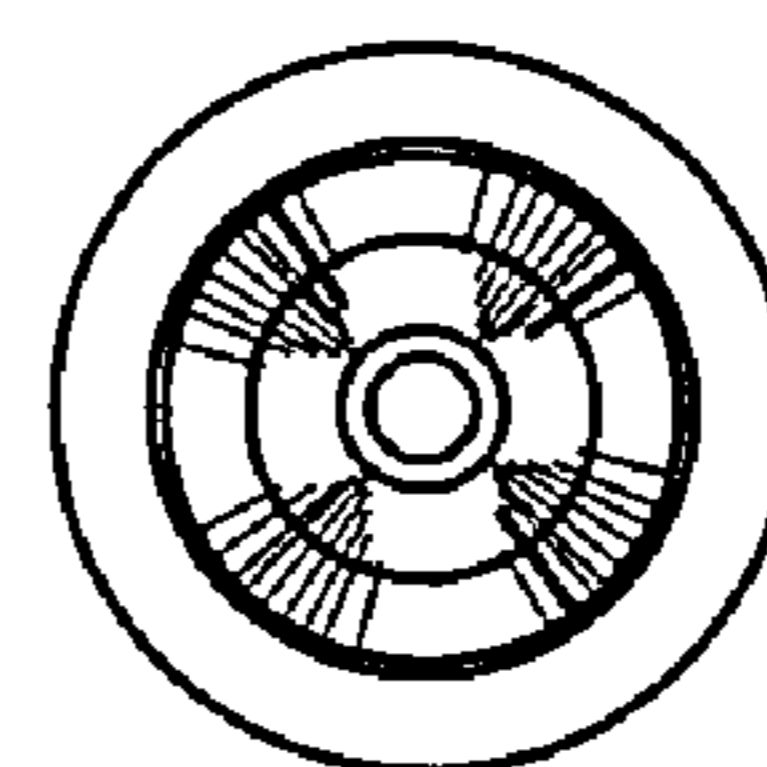


FIG. 4