



US00D612868S

(12) **United States Design Patent**
Morabito

(10) **Patent No.:** **US D612,868 S**
(45) **Date of Patent:** **** Mar. 30, 2010**

(54) **ELECTRONIC DEVICE**

(75) Inventor: **Pascal Ito Morabito**, Paris (FR)

(73) Assignee: **Deutsche Telekom AG** (DE)

(**) Term: **14 Years**

(21) Appl. No.: **29/329,748**

(22) Filed: **Dec. 19, 2008**

(51) **LOC (9) Cl.** **14-01**

(52) **U.S. Cl.** **D14/496**

(58) **Field of Classification Search** D14/496,
D14/498-511, 167-168, 188, 197-198, 341-347,
D14/454-456, 203.1-203.8, 204, 209.1, 211,
D14/214; 360/99.02, 99.07; 369/75.11,
369/75.21, 77.11, 77.21; 720/601, 612, 619,
720/649, 655; 455/344, 347-351, 556.1,
455/556.2, 556, 575.1; 379/433.03, 433.06,
379/433.07, 433.11, 433.12, 433.13; 348/14.02;
D21/517, 329-331

See application file for complete search history.

(56) **References Cited**

U.S. PATENT DOCUMENTS

D511,339 S *	11/2005	Tsuge	D14/214
D530,342 S *	10/2006	Lee et al.	D14/496
D534,545 S *	1/2007	Leija et al.	D14/496
D539,816 S *	4/2007	Aoki et al.	D14/203.7
D543,553 S *	5/2007	Langberg et al.	D14/496
D566,730 S *	4/2008	Lee	D14/496
D570,869 S *	6/2008	Yamada	D14/496

FOREIGN PATENT DOCUMENTS

DE	402008000099 S	3/2008
EM	898465-0001 S	6/2008
EM	898465-0002 S	6/2008

EM	898465-0003 S	6/2008
EM	898465-0004 S	6/2008
EM	898465-0005 S	6/2008
EM	898465-0006 S	6/2008
EM	898465-0007 S	6/2008
EM	898465-0008 S	6/2008
EM	898465-0009 S	6/2008
EM	898465-0010 S	6/2008
EM	898465-0011 S	6/2008
EM	898465-0012 S	6/2008
EM	898465-0013 S	6/2008
EM	902663-0005 S	7/2008
EM	1013874-0002 S	10/2008
EM	1013874-0004 S	10/2008

* cited by examiner

Primary Examiner—Nanda Bondade
(74) *Attorney, Agent, or Firm*—Lovells LLP

(57) **CLAIM**

The ornamental design for an electronic device, as shown and described.

DESCRIPTION

FIG. 1 is a perspective view from top front side of an ornamental design for an electronic device;
FIG. 2 is a perspective view from bottom front side of the design shown in FIG. 1;
FIG. 3 is a front view of the design in FIG. 1;
FIG. 4 is a rear view of the design shown in FIG. 1;
FIG. 5 is a top side view of the design shown in FIG. 1;
FIG. 6 is a bottom side view of the design shown in FIG. 1;
FIG. 7 is a left side view of the design shown FIG. 1; and,
FIG. 8 is a right side view of the design shown in FIG. 1.

1 Claim, 8 Drawing Sheets

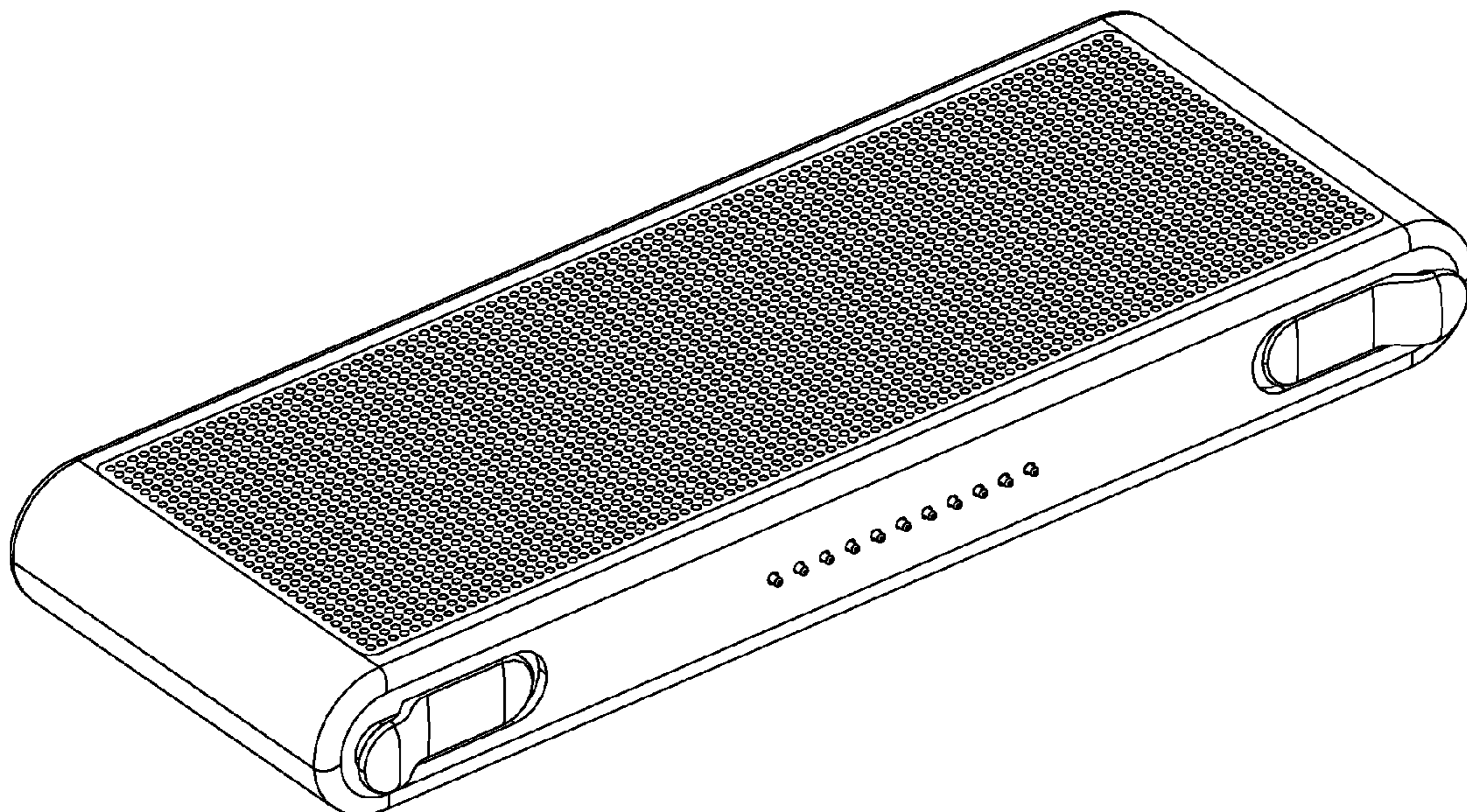


FIG. 1

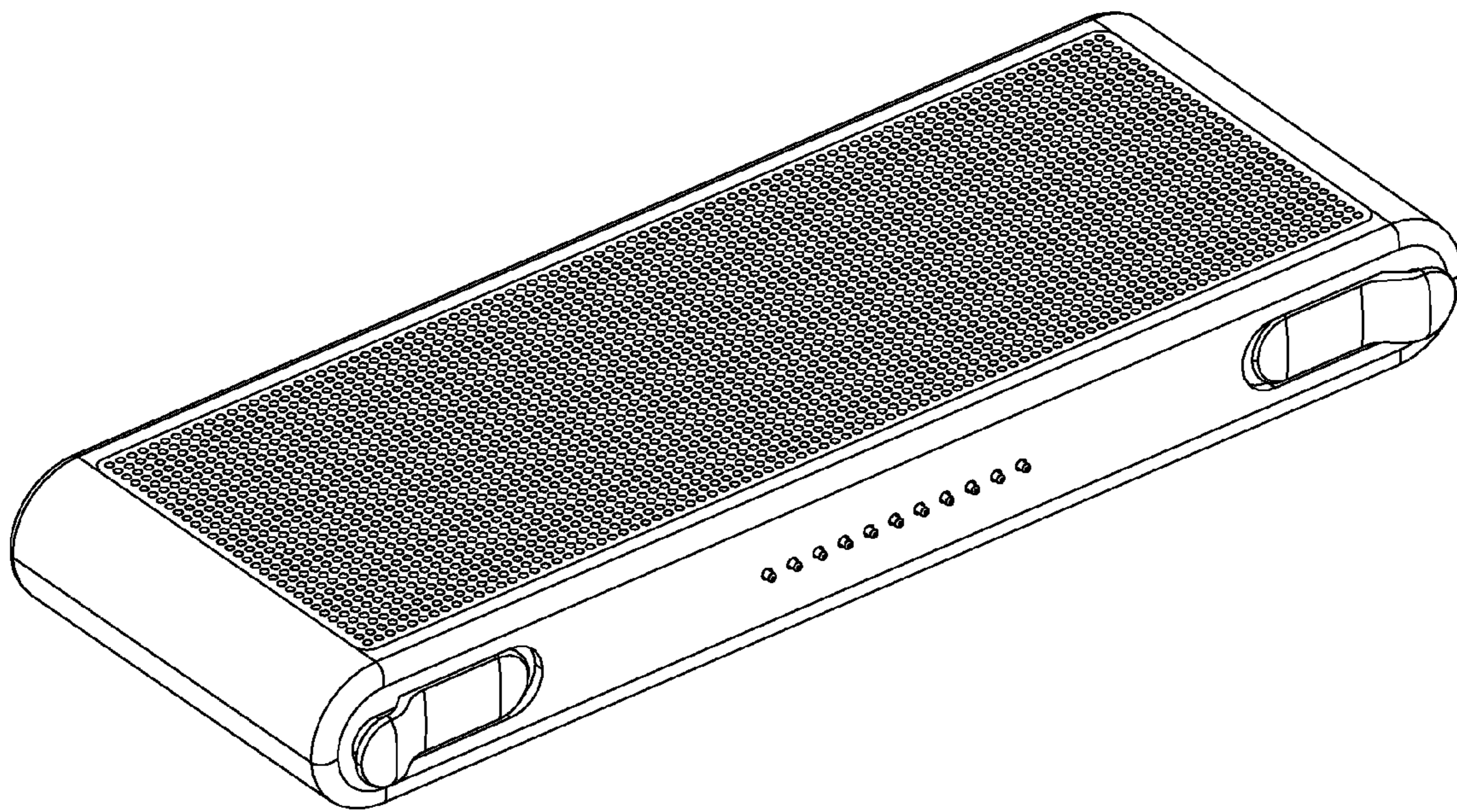


FIG. 2

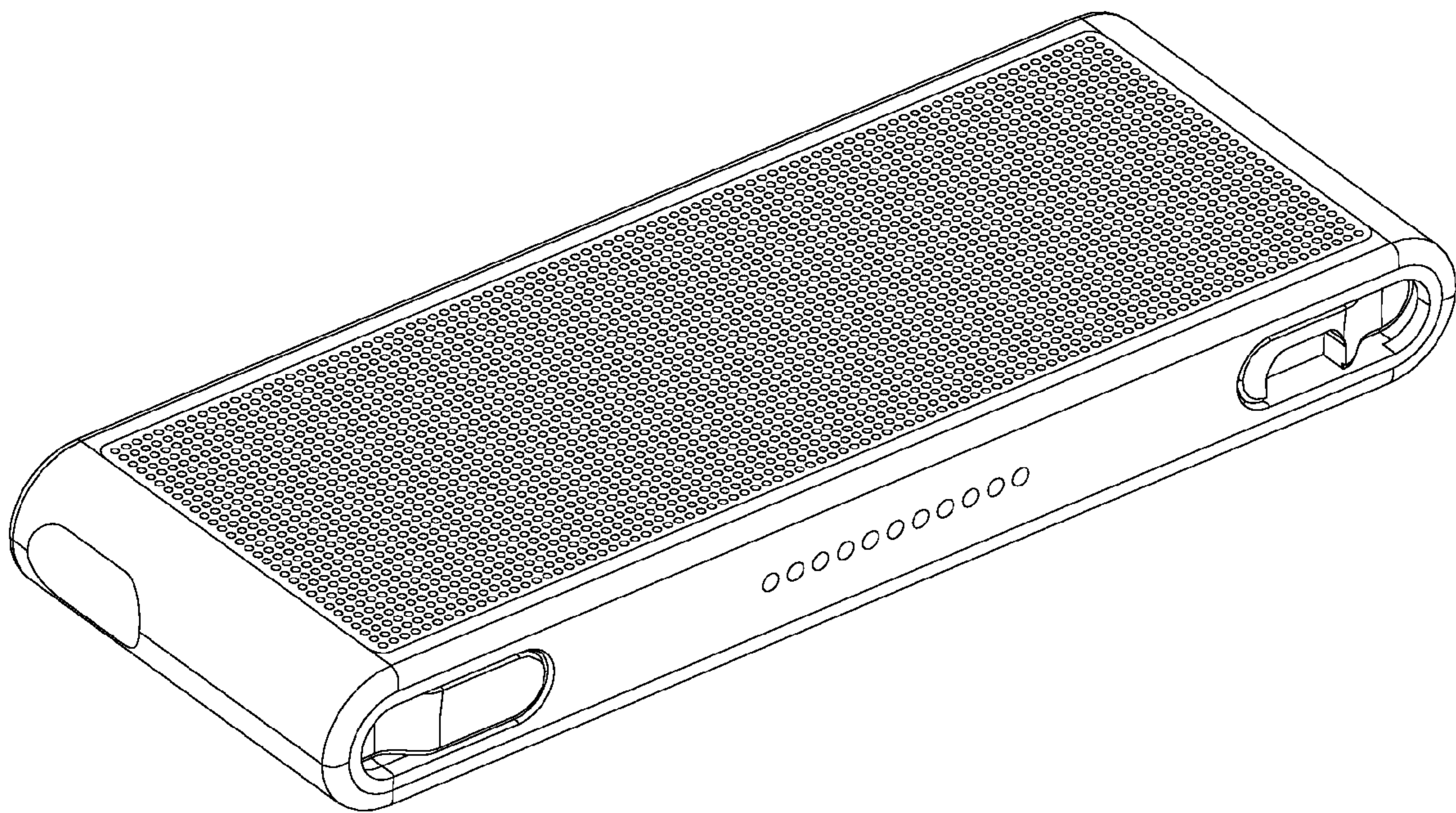


FIG. 3

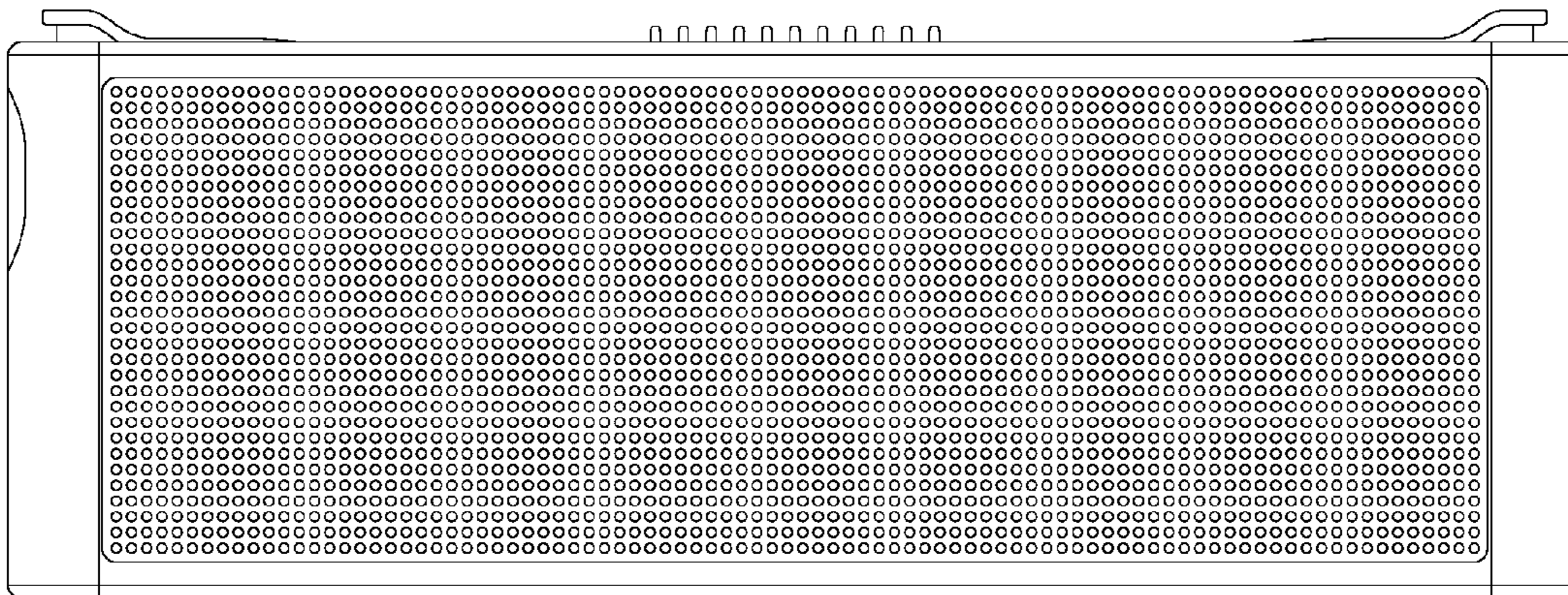


FIG. 4




FIG. 5

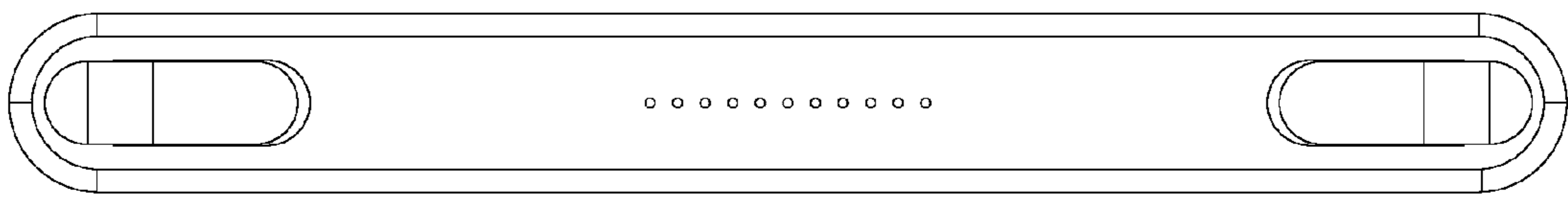


FIG. 6

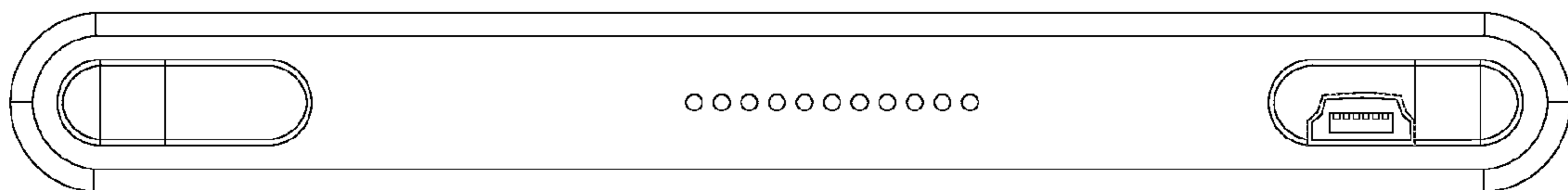


FIG. 7

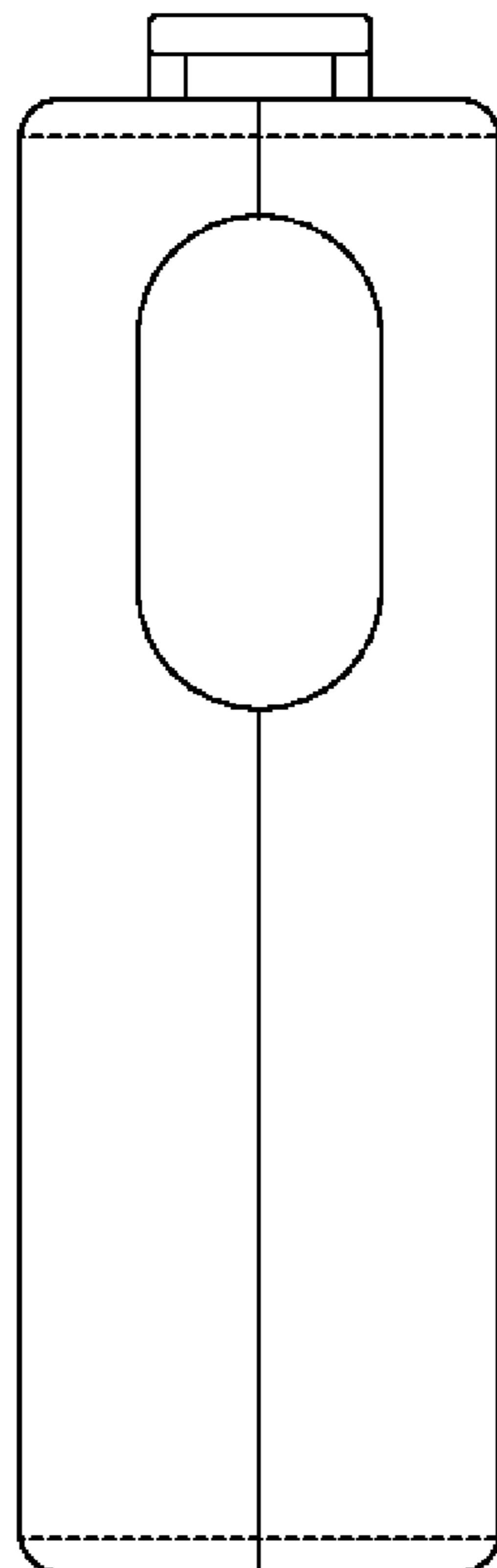



FIG. 8



UNITED STATES PATENT AND TRADEMARK OFFICE
CERTIFICATE OF CORRECTION

PATENT NO. : D612,868 S
APPLICATION NO. : 29/329748
DATED : March 30, 2010
INVENTOR(S) : Morabito

Page 1 of 3

It is certified that error appears in the above-identified patent and that said Letters Patent is hereby corrected as shown below:

Delete figs. 4 and 7 and substitute therefor the drawing sheets, consisting of figs. 4 and 7 as shown on the attached page.

Signed and Sealed this
Fourteenth Day of June, 2011

A handwritten signature in black ink that reads "David J. Kappos". The signature is written in a cursive, slightly slanted style.

David J. Kappos
Director of the United States Patent and Trademark Office

FIG. 4




FIG. 7

