



US00D612858S

(12) **United States Design Patent**
Arnold et al.

(10) **Patent No.:** **US D612,858 S**
(45) **Date of Patent:** **** Mar. 30, 2010**

(54) **HAND HELD SCANNER**

(76) Inventors: **Kevin Arnold**, 2210 Hutton Dr., Dallas, TX (US) 75006; **Paul Billings**, 2210 Hutton Dr., Dallas, TX (US) 75006; **Cantor Graves**, 2210 Hutton Dr., Dallas, TX (US) 75006

(**) Term: **14 Years**

(21) Appl. No.: **29/315,113**

(22) Filed: **May 27, 2009**

(51) **LOC (9) Cl.** **14-02**

(52) **U.S. Cl.** **D14/453**

(58) **Field of Classification Search** D14/420, D14/426-430, 453, 346, 341, 347, 412; D13/107, D13/184; 358/473; 235/462.43, 462.45, 235/462.47, 462.48, 462.44, 462.46, 487, 235/472.01, 472.02; 16/110.1, 430, 431; 439/133, 135; 709/219, 201; 710/73; 320/114, 320/115, 123; 361/679; 382/313, 321; 455/575.1, 455/561, 572

See application file for complete search history.

(56) **References Cited**

U.S. PATENT DOCUMENTS

4,107,642	A *	8/1978	Crummett	338/128
5,349,497	A *	9/1994	Hanson et al.	361/679.58
5,636,409	A *	6/1997	Akins	16/422
5,736,726	A *	4/1998	VanHorn et al.	235/472.02
5,818,027	A *	10/1998	Paratore	235/472.01
5,996,896	A *	12/1999	Grabon	235/472.02
6,095,421	A *	8/2000	Barkan et al.	235/462.22
6,244,513	B1 *	6/2001	Schlieffers et al.	235/472.01
D460,075	S *	7/2002	Destefano et al.	D14/428
D476,007	S *	6/2003	Crawford et al.	D14/412
6,708,887	B1 *	3/2004	Garrett et al.	235/462.45
6,758,403	B1 *	7/2004	Keys et al.	235/462.45
D509,829	S *	9/2005	MacGregor	D14/453
D512,427	S *	12/2005	Choi et al.	D14/428

6,999,797	B2 *	2/2006	Crawford et al.	455/564
7,028,905	B2 *	4/2006	Sato et al.	235/462.45
D539,294	S *	3/2007	Croley et al.	D14/453
7,195,168	B2 *	3/2007	Wulff	235/462.45
7,195,169	B2 *	3/2007	Bhatia et al.	235/472.01
D540,333	S *	4/2007	Croley et al.	D14/453
D558,768	S *	1/2008	Jenkins et al.	D14/428
D571,808	S *	6/2008	Dorr et al.	D14/429
7,416,129	B2 *	8/2008	Bhatia et al.	235/472.01
D604,303	S *	11/2009	Boyd	D14/453
2003/0234291	A1 *	12/2003	Wulff et al.	235/462.48
2005/0017078	A1 *	1/2005	Bhatia et al.	235/462.45
2007/0158429	A1 *	7/2007	Bhatia et al.	235/462.45
2009/0224039	A1 *	9/2009	Hause et al.	235/385
2009/0236426	A1 *	9/2009	Barkan et al.	235/472.01

* cited by examiner

Primary Examiner—Susan Moon Lee

(74) *Attorney, Agent, or Firm*—Thrasher Associates

(57) **CLAIM**

We claim the ornamental design for a hand held scanner, as shown and described.

DESCRIPTION

FIG. 1 is a perspective view of a hand held scanner showing our new design;

FIG. 2 is a rear view thereof;

FIG. 3 is a top view thereof;

FIG. 4 is a bottom view thereof;

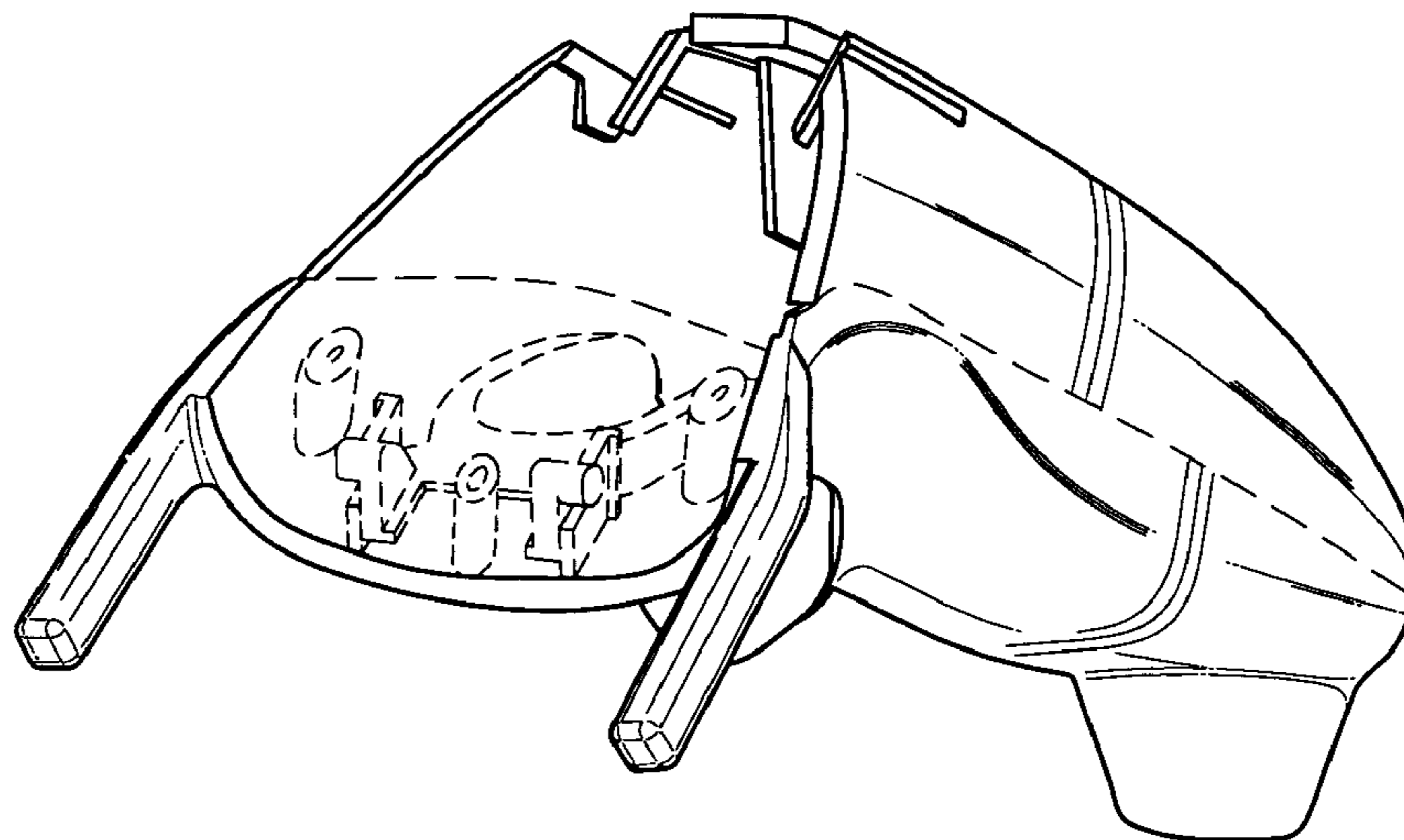
FIG. 5 is a front view thereof;

FIG. 6 is a first side view thereof; and,

FIG. 7 is a second side view thereof.

The portions shown in broken line and the spaces therein encompassed within are not claimed. Furthermore, any instance where there is a singular broken line shown, such as along the handle and left and right sides of the scanner body, such singular broken lines are not claimed.

1 Claim, 7 Drawing Sheets



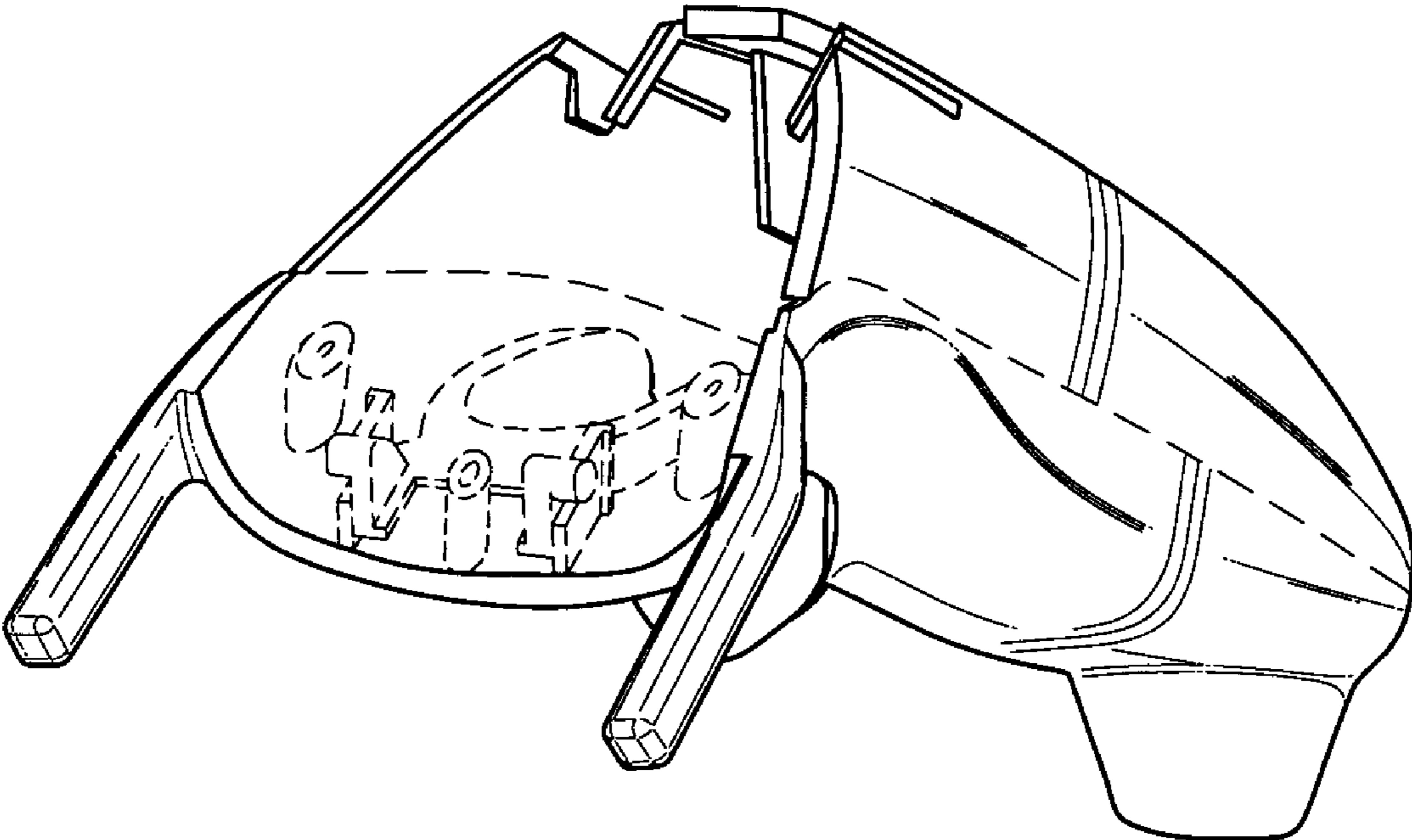


FIG 1

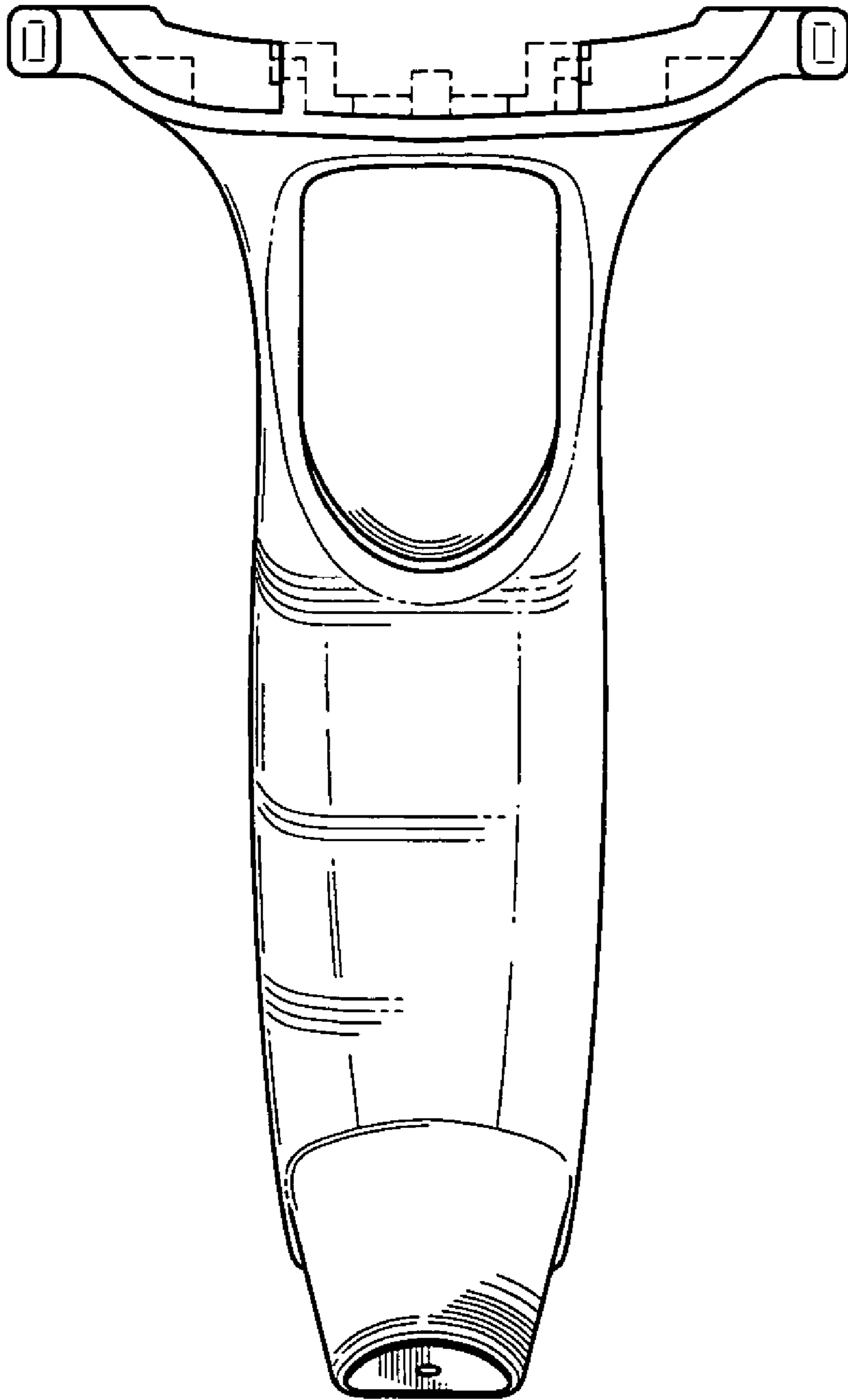


FIG 2

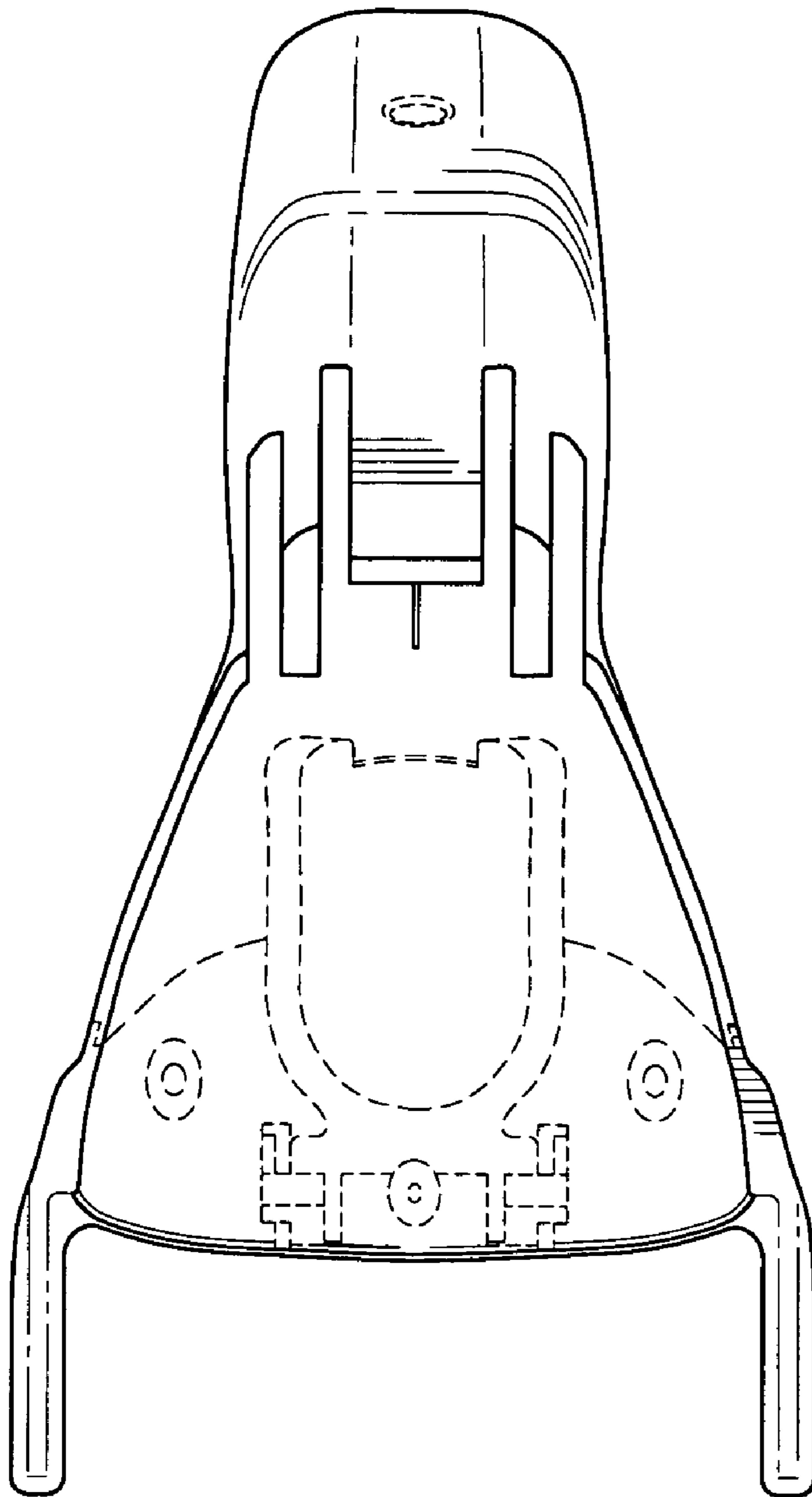


FIG 3

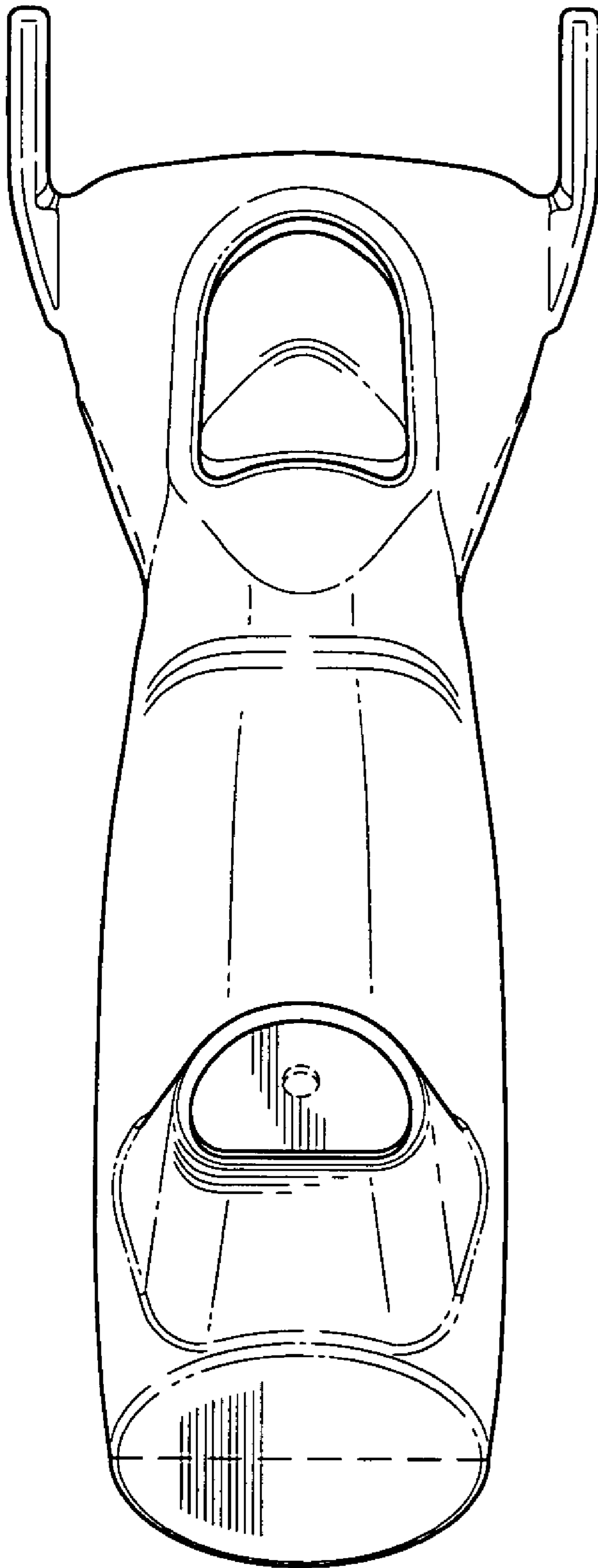


FIG 4

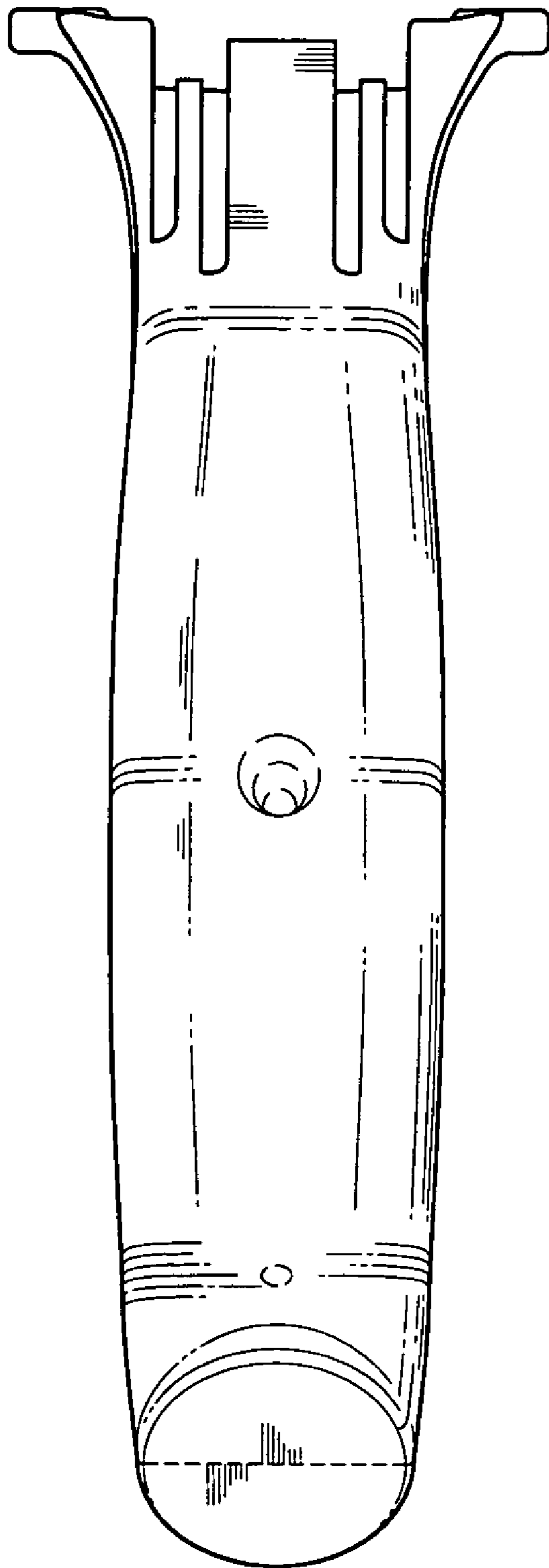


FIG 5

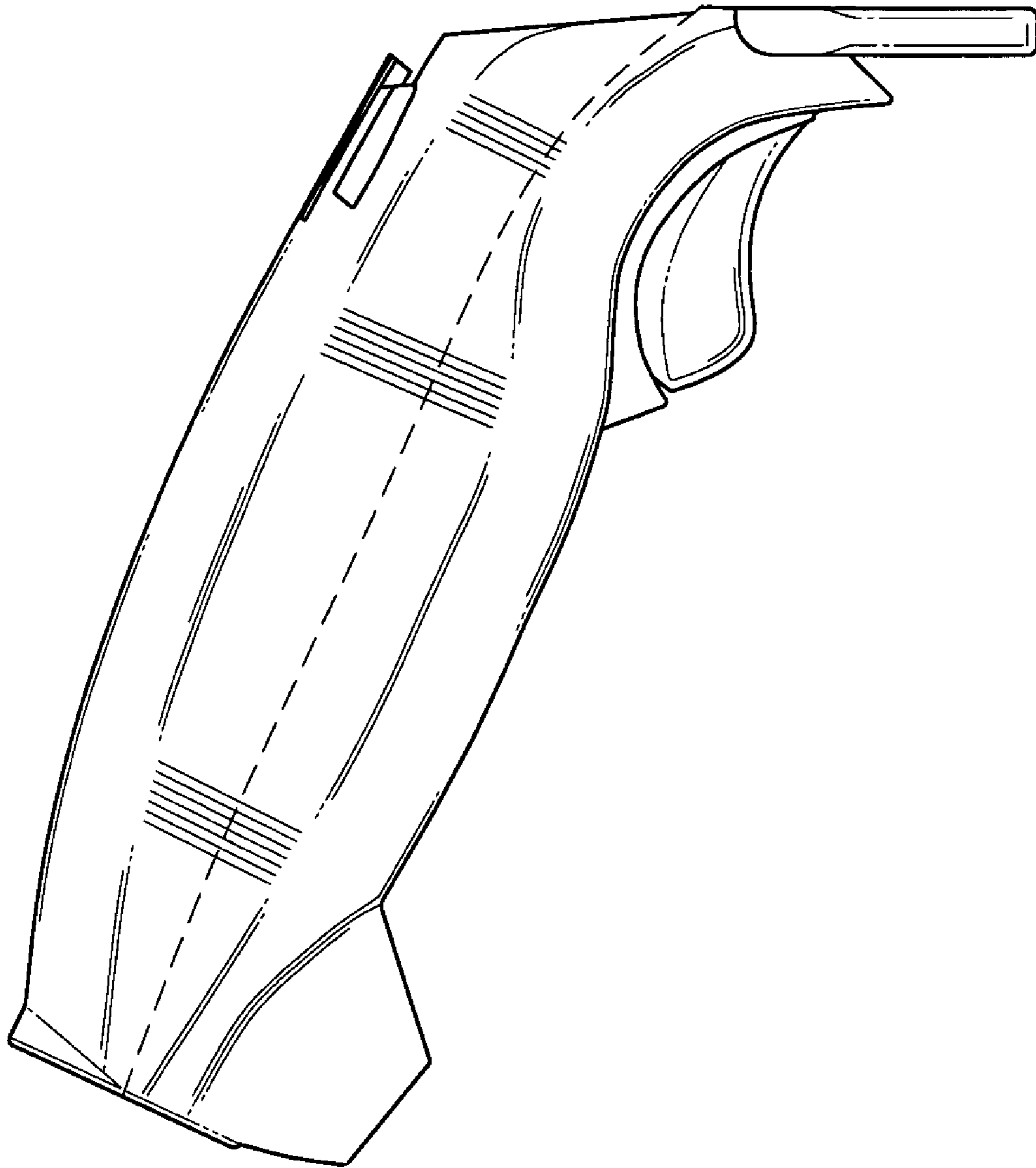


FIG 6

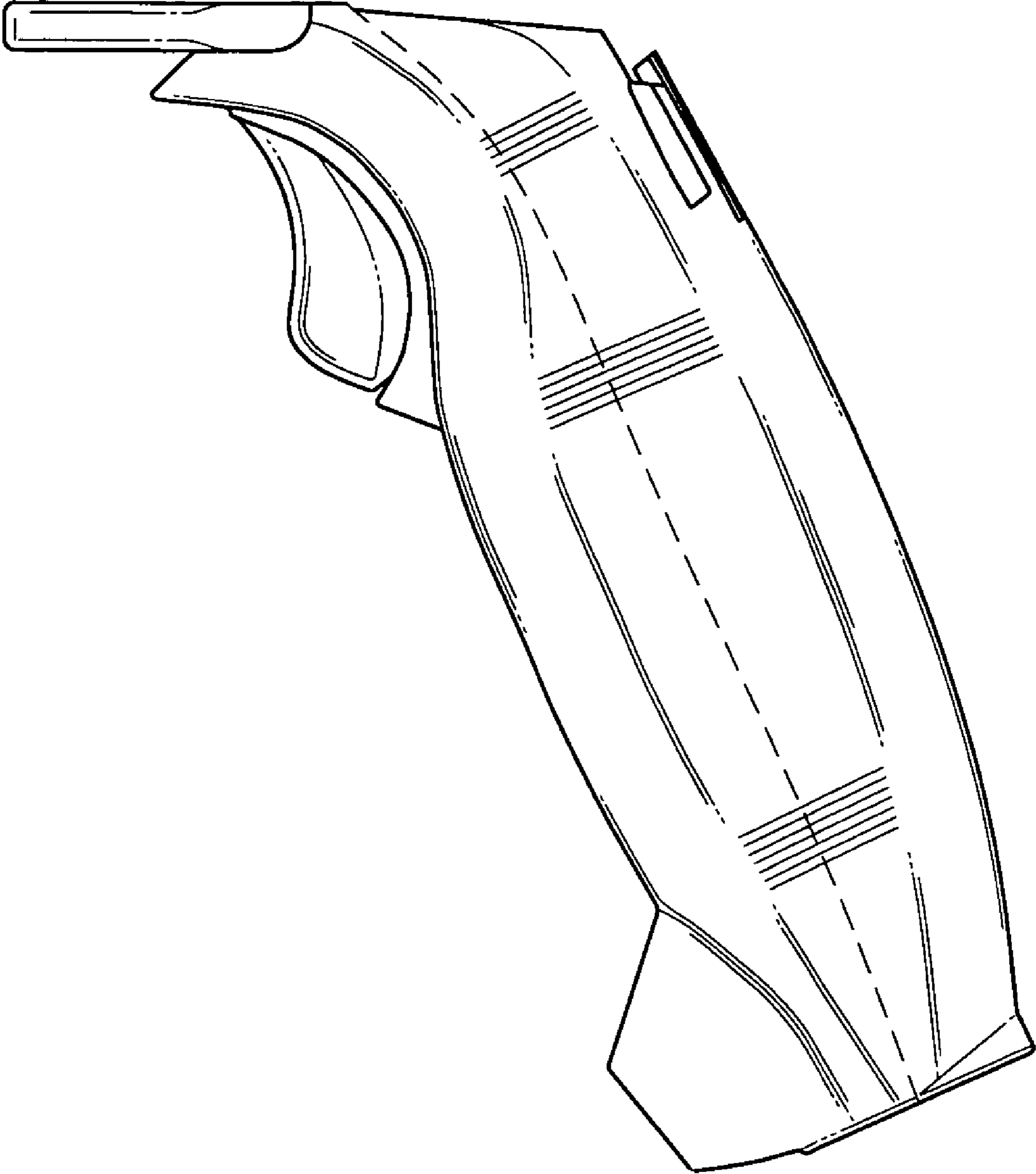


FIG 7