



US00D612848S

(12) **United States Design Patent**
Morabito

(10) **Patent No.:** **US D612,848 S**
(45) **Date of Patent:** **** Mar. 30, 2010**

(54) **ELECTRONIC DEVICE**
(75) Inventor: **Pascal Ito Morabito**, Paris (FR)
(73) Assignee: **Deutsche Telekom AG** (DE)
(**) Term: **14 Years**
(21) Appl. No.: **29/329,727**
(22) Filed: **Dec. 19, 2008**
(51) **LOC (9) Cl.** **14-02**
(52) **U.S. Cl.** **D14/346**
(58) **Field of Classification Search** D14/341-347,
D14/454, 455, 456, 457, 448, 449, 439, 432,
D14/125, 126, 129, 130, 496, 203.1, 203.3,
D14/203.4, 203.5, 203.6, 203.7, 203.8, 238.1,
D14/138 R, 138 AA, 138 AB, 138 AC, 138 AD,
D14/138 C, 138 G, 138, 247, 248; D10/65;
D21/329, 330, 331, 333; D18/7; 345/901,
345/169; 455/566, 575.3, 575.4; 379/433.04,
379/433.06, 433.07, 433.11, 433.12, 433.13;
348/14.02; D19/60
See application file for complete search history.

(56) **References Cited**

U.S. PATENT DOCUMENTS

D260,646 S * 9/1981 Akazawa et al. D14/171
D273,305 S * 4/1984 Kurozumi D18/7
D282,663 S * 2/1986 Scheid D14/346
D307,899 S * 5/1990 Satake et al. D14/133
D311,531 S * 10/1990 Saeki et al. D14/126
D314,378 S * 2/1991 Saeki D14/126
D362,270 S * 9/1995 Allen D19/60
D432,560 S * 10/2000 Endrulat D18/7
D437,847 S * 2/2001 Moser et al. D14/346
D492,698 S * 7/2004 Tsai D14/203.7
D518,007 S * 3/2006 Peng D14/129
D540,761 S * 4/2007 Macey et al. D14/126
D551,196 S * 9/2007 Hsiung D14/129

FOREIGN PATENT DOCUMENTS

DE 402008000099 S 3/2008

EM 000833488-0015 * 11/2007
EM 898465-0001 S 6/2008
EM 898465-0002 S 6/2008
EM 898465-0003 S 6/2008
EM 898465-0004 S 6/2008
EM 898465-0005 S 6/2008
EM 898465-0006 S 6/2008
EM 898465-0007 S 6/2008
EM 898465-0008 S 6/2008
EM 898465-0009 S 6/2008
EM 898465-0010 S 6/2008
EM 898465-0011 S 6/2008
EM 898465-0012 S 6/2008
EM 898465-0013 S 6/2008
EM 902663-0005 S 7/2008
EM 1013874-0002 S 10/2008
EM 1013874-0004 S 10/2008

* cited by examiner

Primary Examiner—Jennifer Rivard
Assistant Examiner—Angela J Lee
(74) *Attorney, Agent, or Firm*—Lovells LLP

(57) **CLAIM**

The ornamental design for an electronic device, as shown and described.

DESCRIPTION

FIG. 1 is a perspective view from front bottom side of an ornamental design for an electronic device;
FIG. 2 is a perspective view from rear top side thereof;
FIG. 3 is a front view thereof;
FIG. 4 is a rear view thereof;
FIG. 5 is a top side view thereof;
FIG. 6 is a bottom side view thereof;
FIG. 7 is a left side view thereof; and,
FIG. 8 is a right side view thereof.

1 Claim, 8 Drawing Sheets

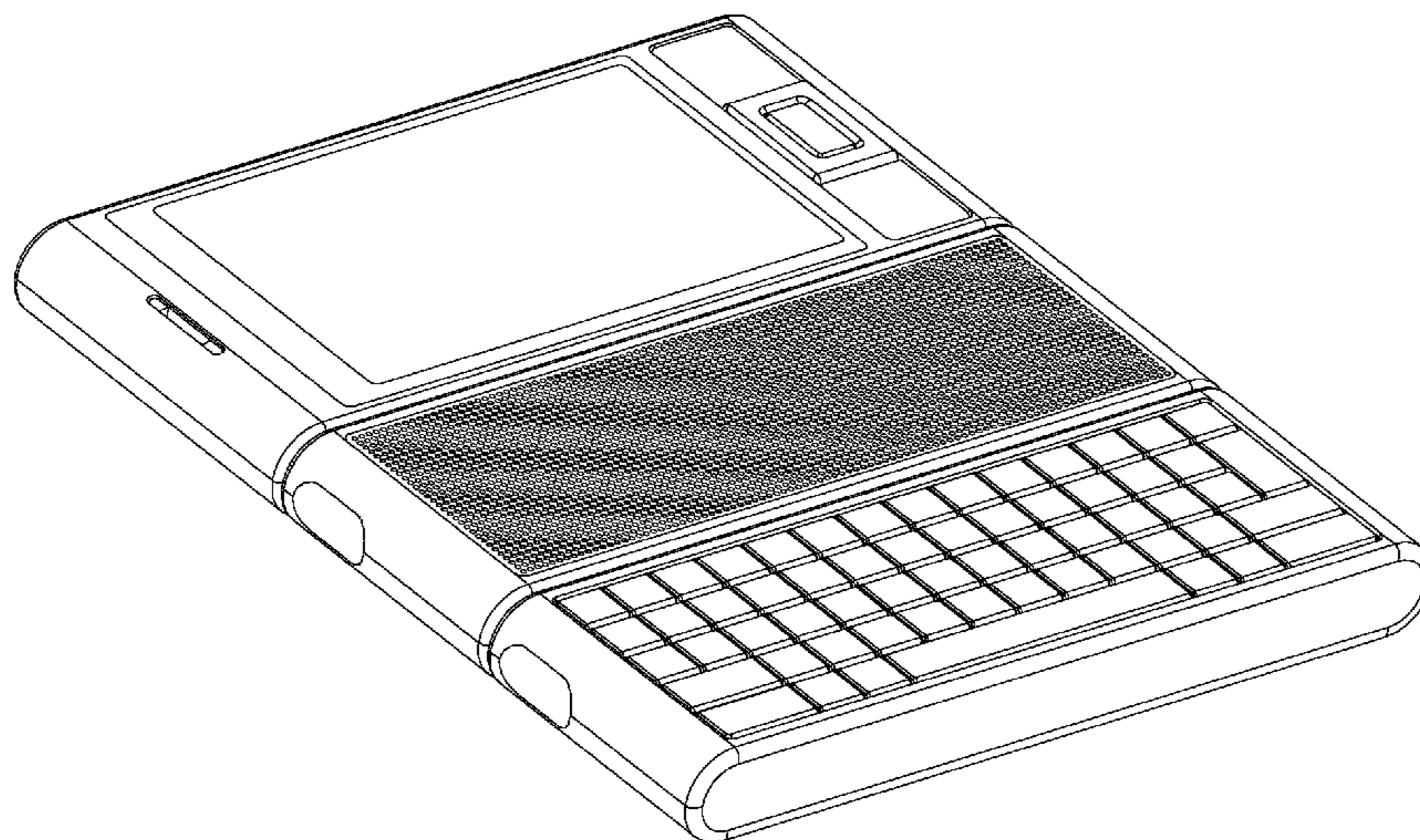


FIG. 1

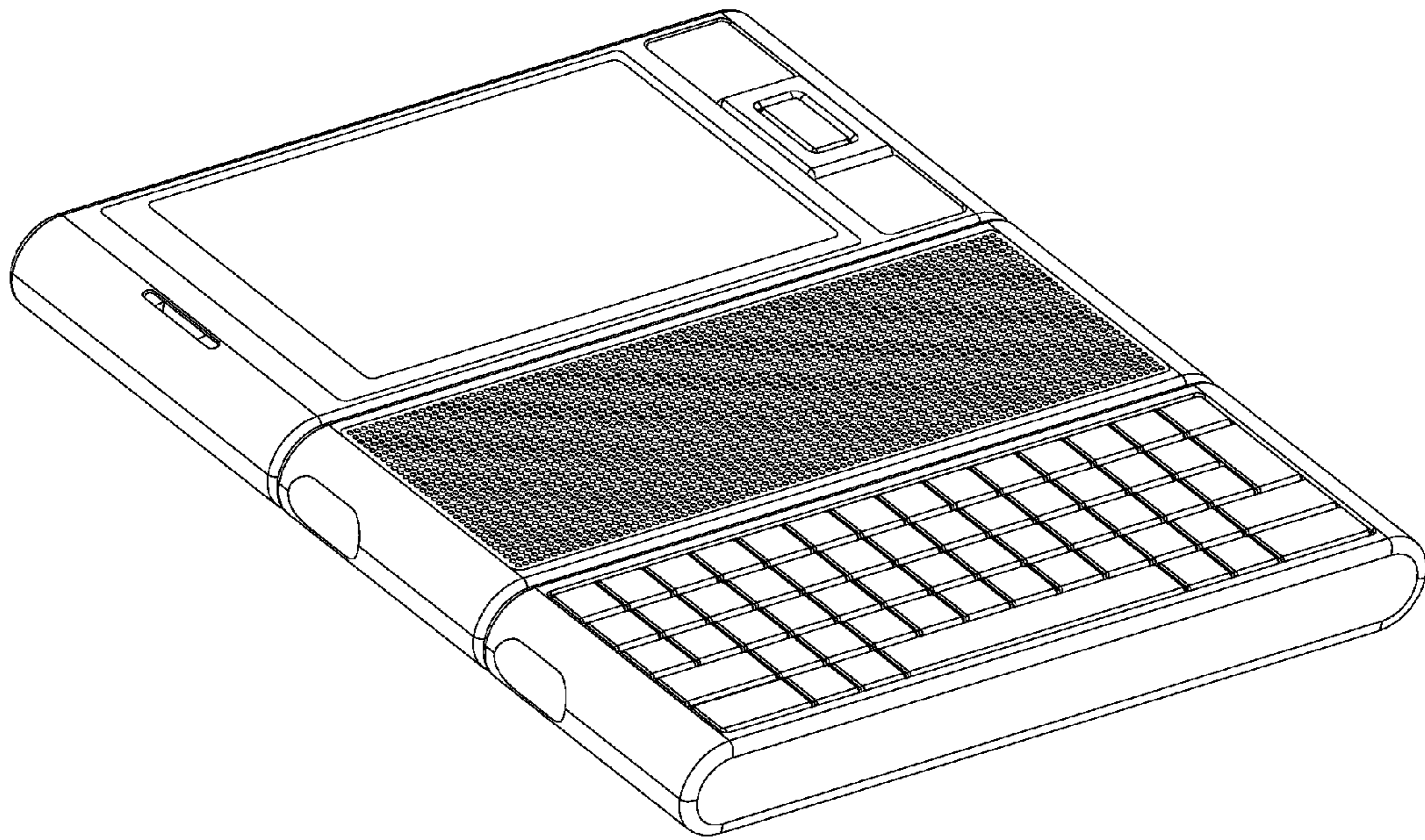


FIG. 2

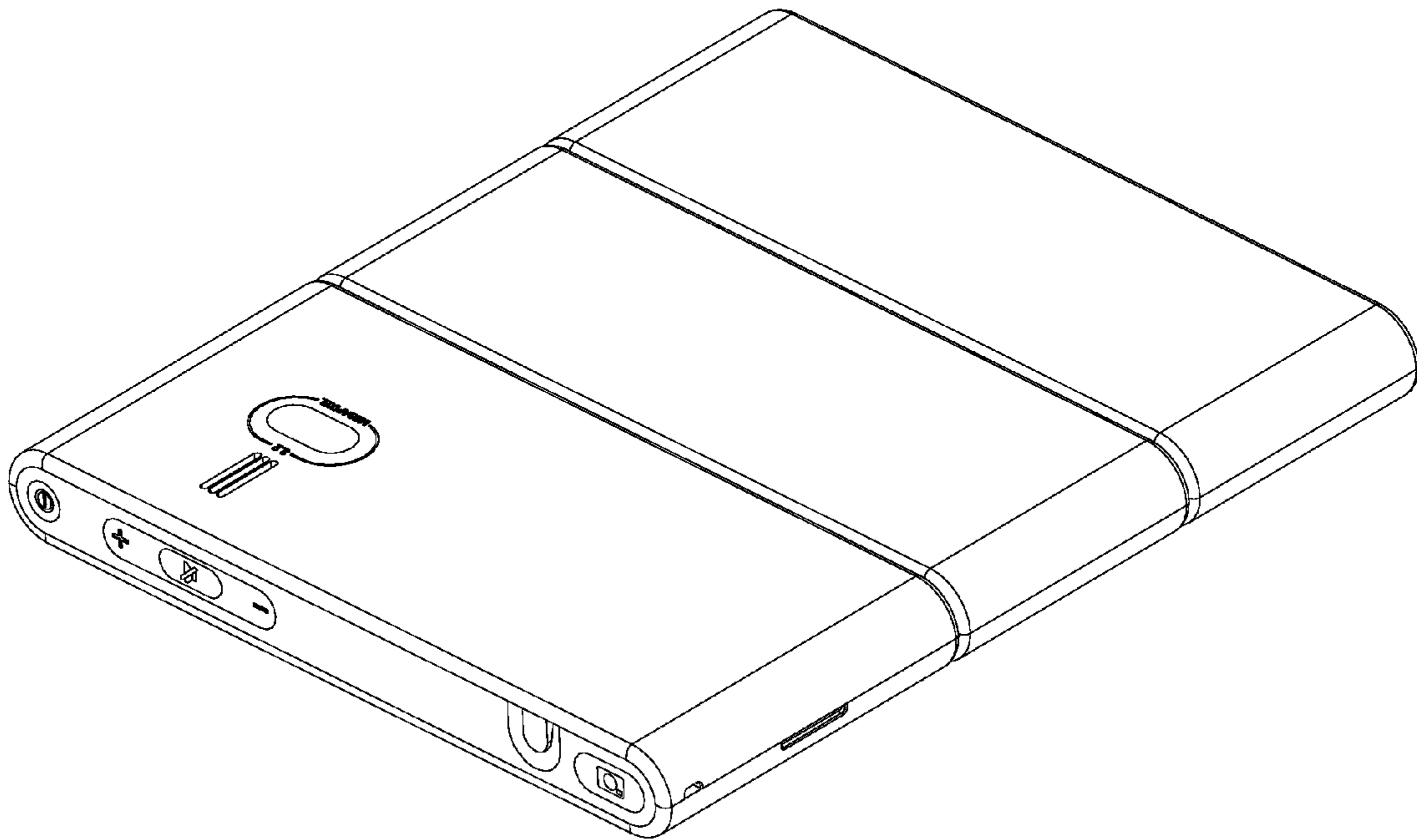


FIG. 3

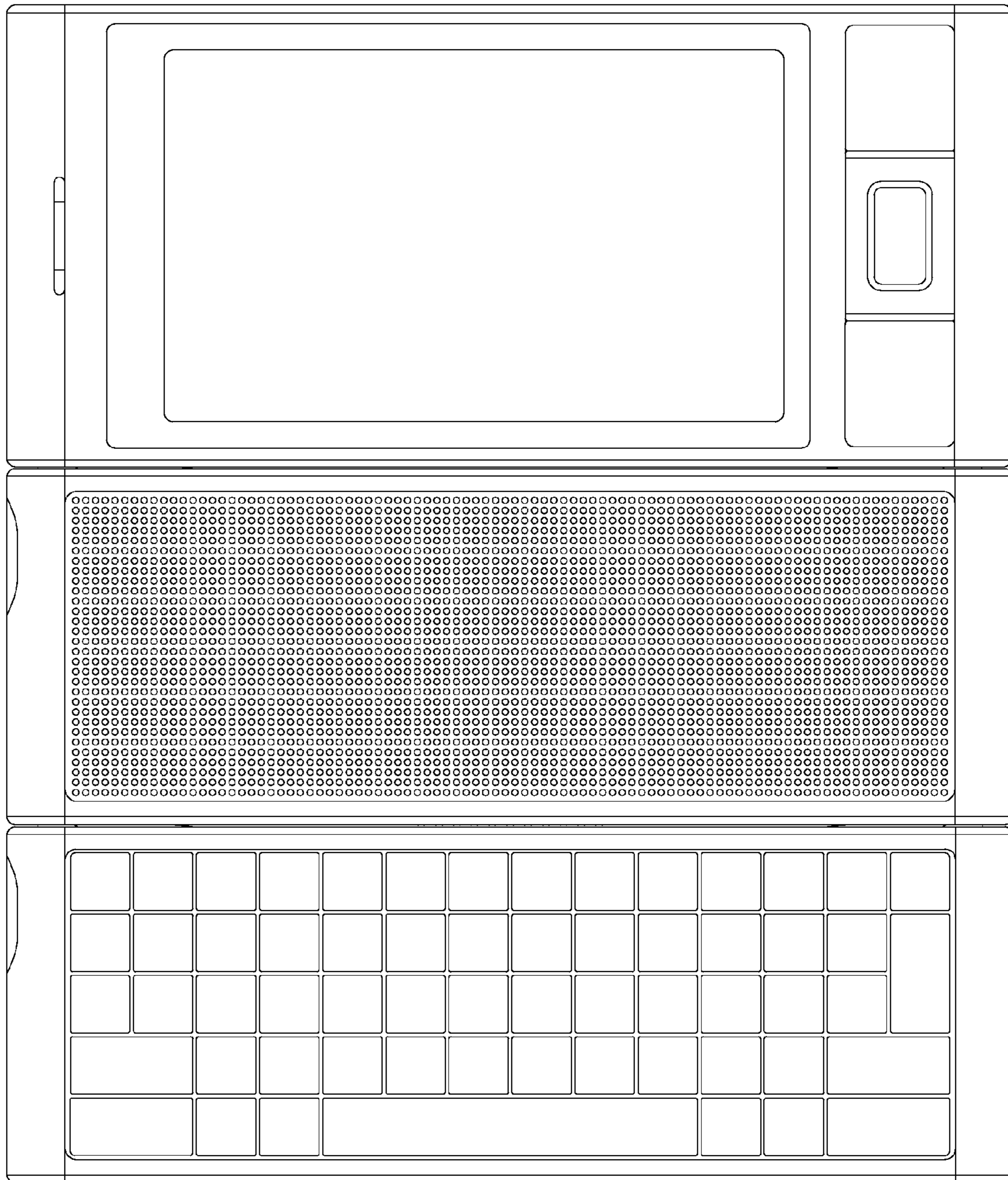


FIG. 4




FIG. 5

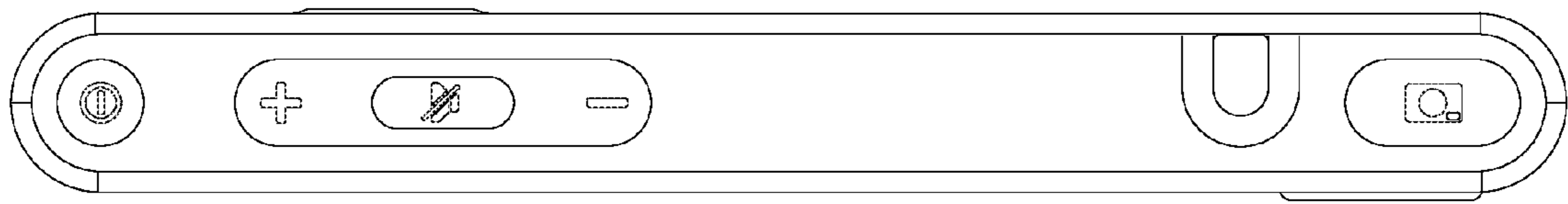


FIG. 6

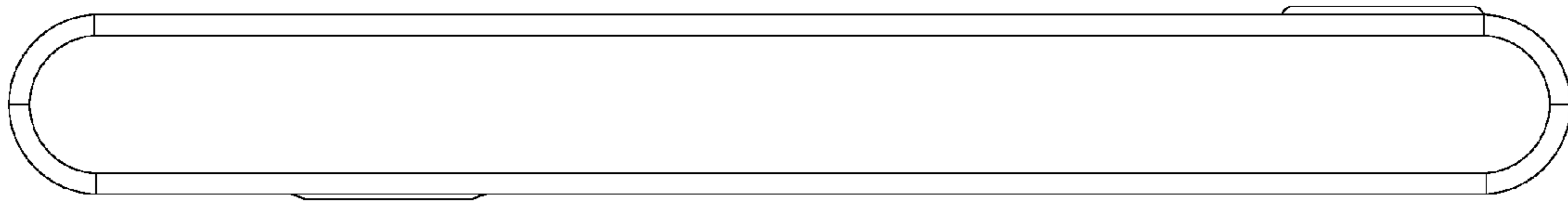


FIG. 7

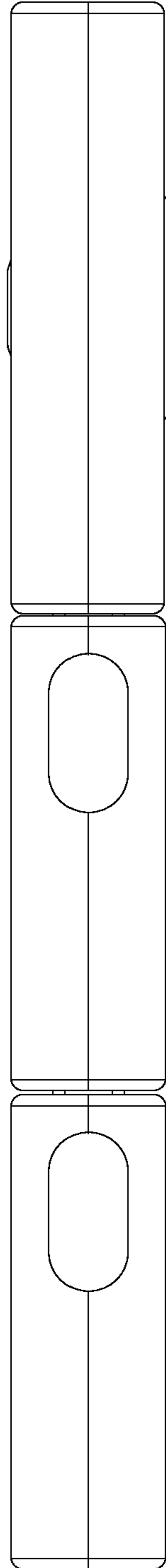



FIG. 8



UNITED STATES PATENT AND TRADEMARK OFFICE
CERTIFICATE OF CORRECTION

PATENT NO. : Des. 612,848 S
APPLICATION NO. : 29/329727
DATED : March 30, 2010
INVENTOR(S) : Morabito

Page 1 of 2

It is certified that error appears in the above-identified patent and that said Letters Patent is hereby corrected as shown below:

The drawing sheet, consisting of Fig. 5, should be deleted to be replaced with the drawing sheet, consisting of Fig. 5, as shown on the attached page.

Signed and Sealed this

Tenth Day of August, 2010

A handwritten signature in black ink that reads "David J. Kappos". The signature is written in a cursive, flowing style.

David J. Kappos
Director of the United States Patent and Trademark Office

FIG. 5

