



US00D612839S

(12) **United States Design Patent**
Kato

(10) **Patent No.:** **US D612,839 S**
(45) **Date of Patent:** **** Mar. 30, 2010**

(54) **REMOTE CONTROLLER FOR VISUAL PRESENTER**

(75) Inventor: **Tetsuro Kato**, Aichi (JP)

(73) Assignee: **Elmo Co., Ltd.**, Aichi (JP)

(**) Term: **14 Years**

(21) Appl. No.: **29/347,099**

(22) Filed: **Sep. 22, 2009**

(30) **Foreign Application Priority Data**

Mar. 23, 2009 (JP) 2009-006335

(51) **LOC (9) Cl.** **14-03**

(52) **U.S. Cl.** **D14/218**

(58) **Field of Classification Search** D14/218,
D14/455; D13/168; D21/566; D10/104,
D10/106; 345/169; 348/14.05, 114, 211.99,
348/734; 340/825.24; 341/22; 455/92, 95,
455/128, 151.1–151.4, 352, 355, FOR. 121;
700/65

See application file for complete search history.

(56) **References Cited**

U.S. PATENT DOCUMENTS

D420,006 S *	2/2000	Tonino	D14/218
D435,834 S *	1/2001	Picozza et al.	D13/168
D500,494 S *	1/2005	Borsboom	D14/218
D509,480 S *	9/2005	Li	D13/168
D513,233 S *	12/2005	Stauffer	D13/168
D527,712 S *	9/2006	Indio da Costa	D13/168
D532,777 S *	11/2006	Yu et al.	D14/218
D534,889 S *	1/2007	Cheng	D14/138 R
7,218,249 B2 *	5/2007	Chadha	341/23

D546,818 S *	7/2007	Gautier	D14/218
D580,914 S *	11/2008	Tsao	D14/218
D582,396 S *	12/2008	Sun et al.	D14/218
D584,291 S *	1/2009	Tsao	D14/218
D593,074 S *	5/2009	Tsao	D14/218
D602,916 S *	10/2009	Won et al.	D14/218
D603,351 S *	11/2009	Badarello	D13/168

* cited by examiner

Primary Examiner—T. Chase Nelson

Assistant Examiner—John Windmuller

(74) *Attorney, Agent, or Firm*—Posz Law Group, PLC

(57) **CLAIM**

The ornamental design for a remote controller for visual presenter, as shown and described.

DESCRIPTION

FIG. 1 is a front left perspective view of a remote controller for visual presenter showing my design.

FIG. 2 is a front view of the remote controller for visual presenter.

FIG. 3 is a rear side view of the remote controller for visual presenter.

FIG. 4 is a left side view of the remote controller for visual presenter.

FIG. 5 is a right side view of the remote controller for visual presenter.

FIG. 6 is a top view of the remote controller for visual presenter; and,

FIG. 7 is a bottom view of the remote controller for visual presenter.

1 Claim, 3 Drawing Sheets

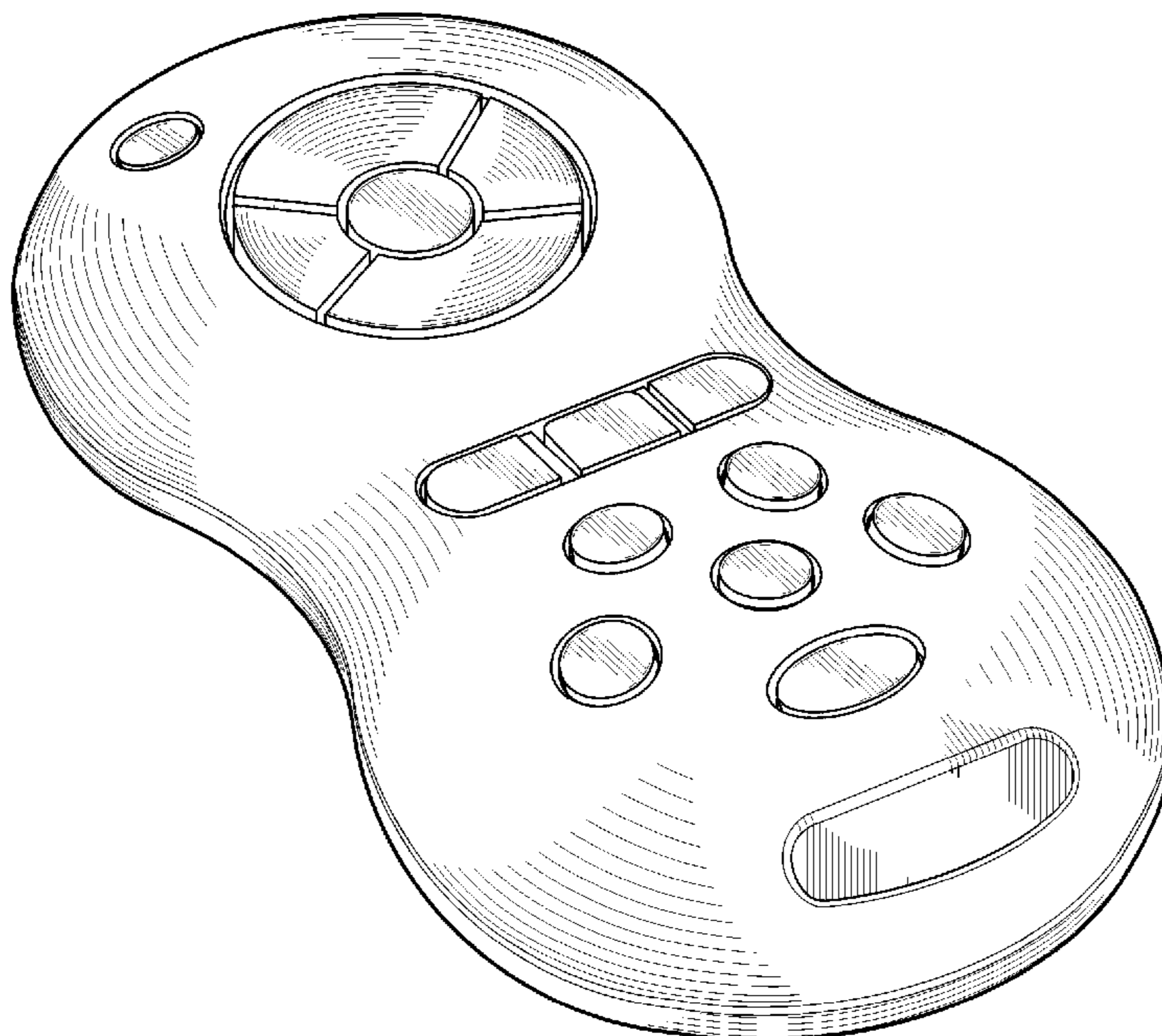




Fig. 1

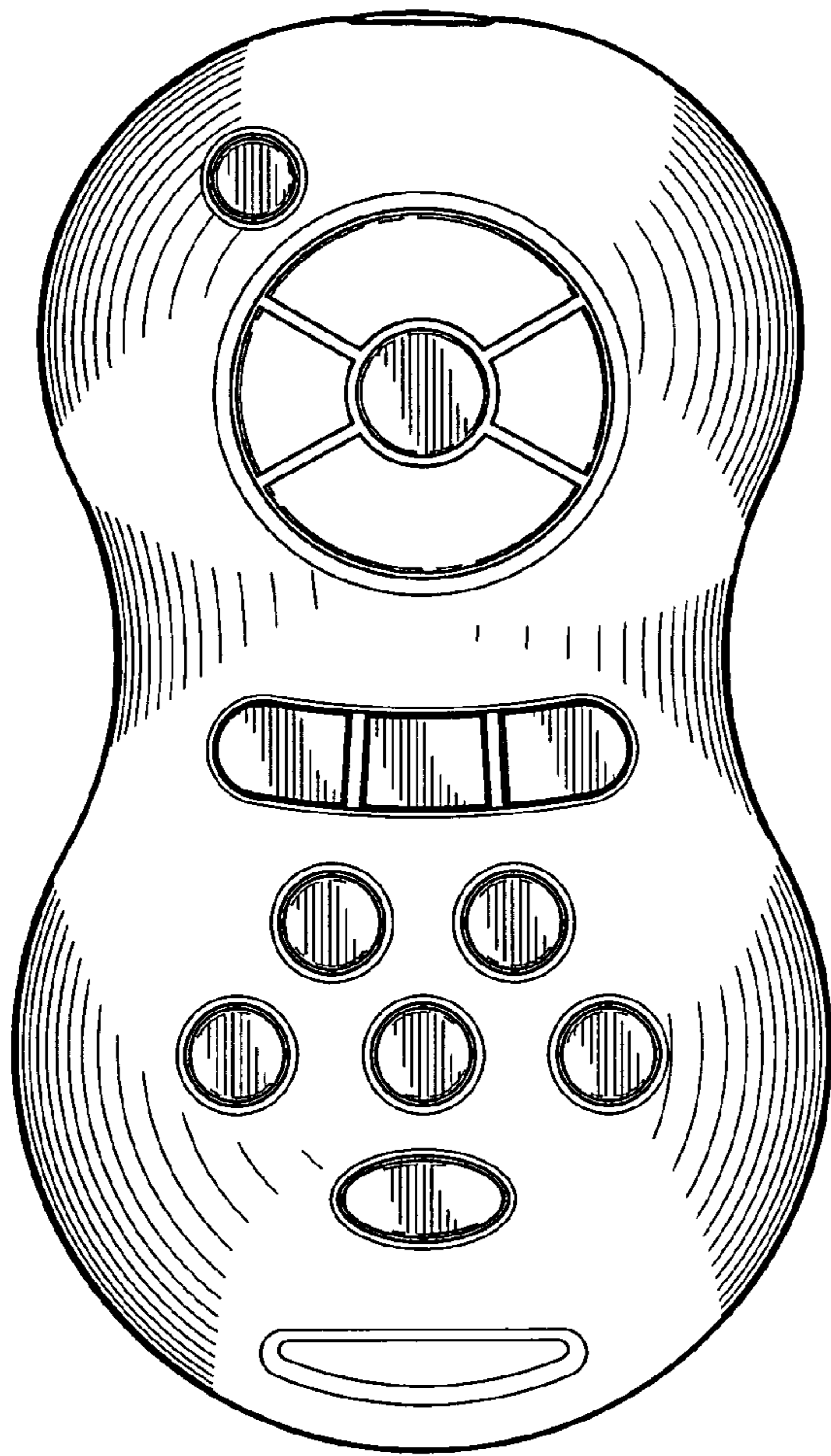


Fig. 2

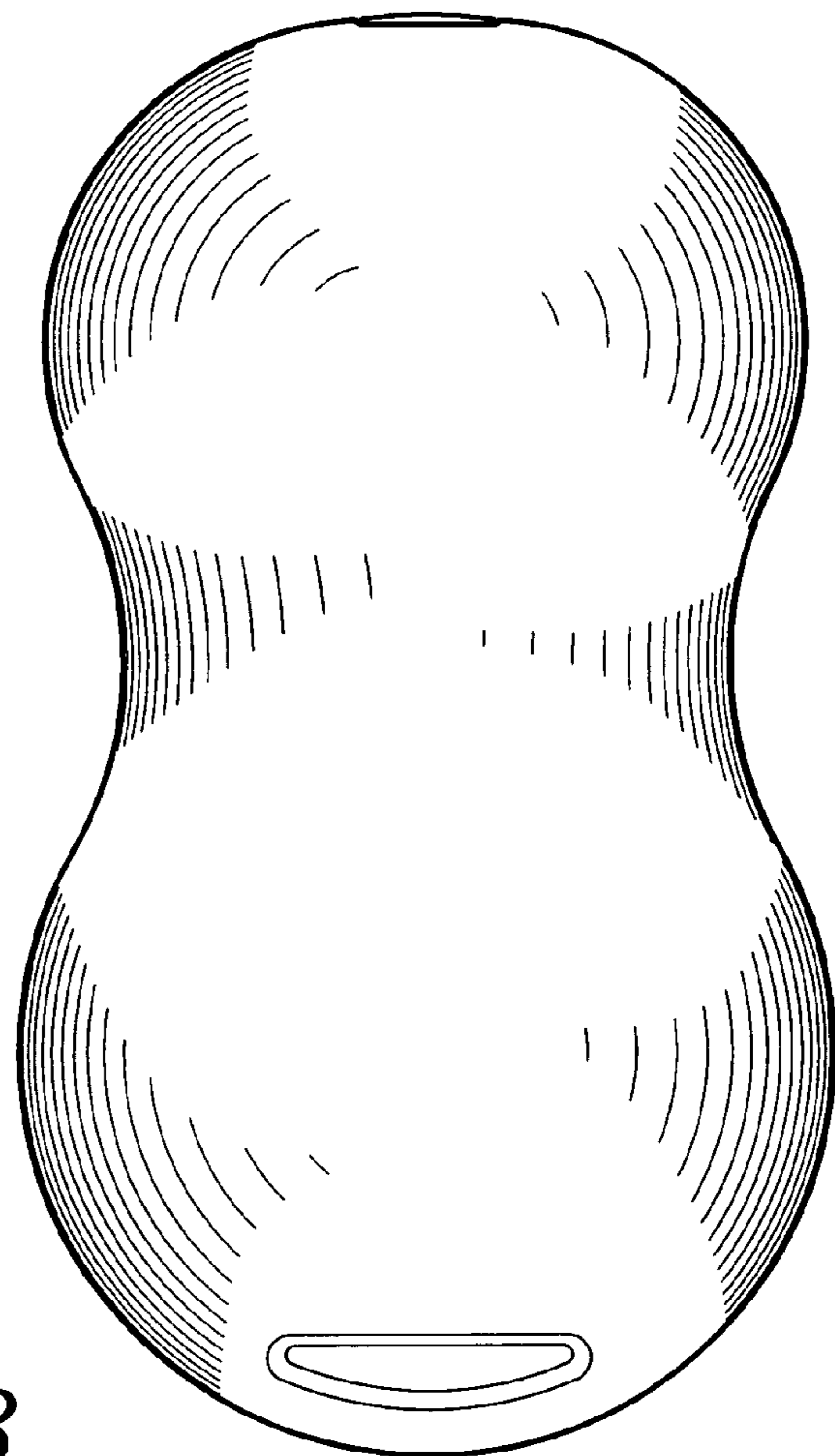


Fig. 3

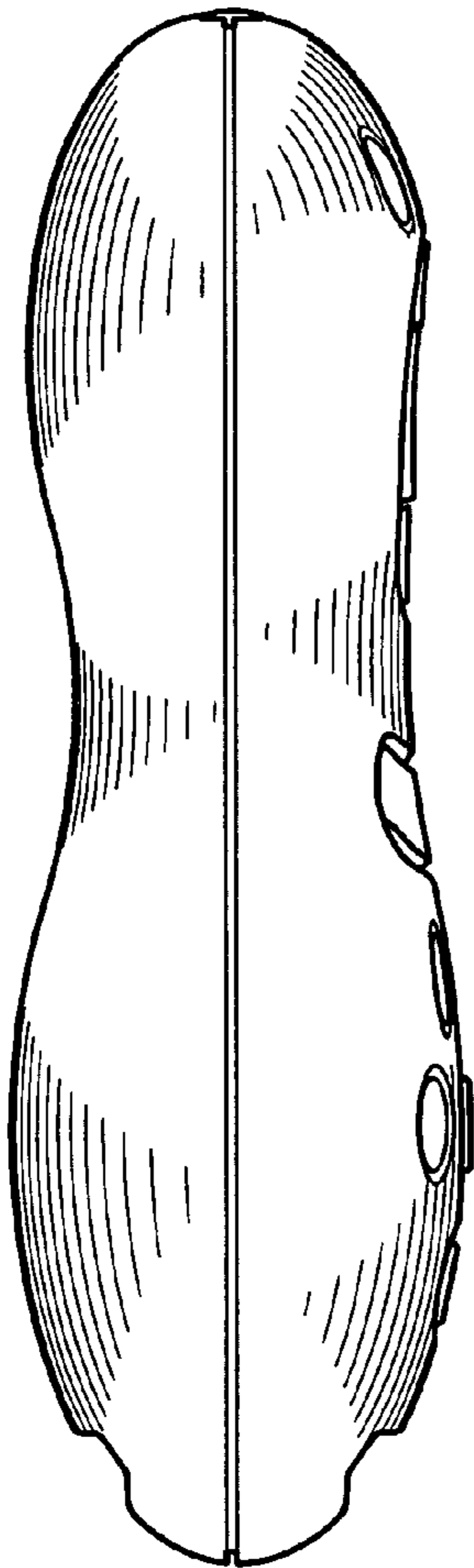


Fig. 4

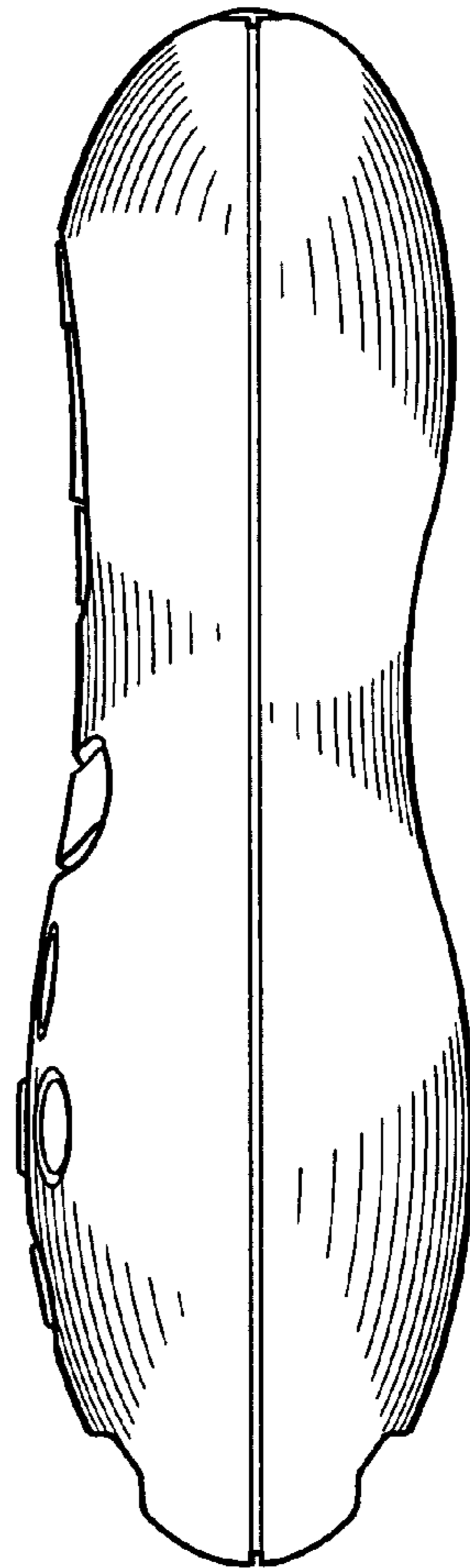


Fig. 5

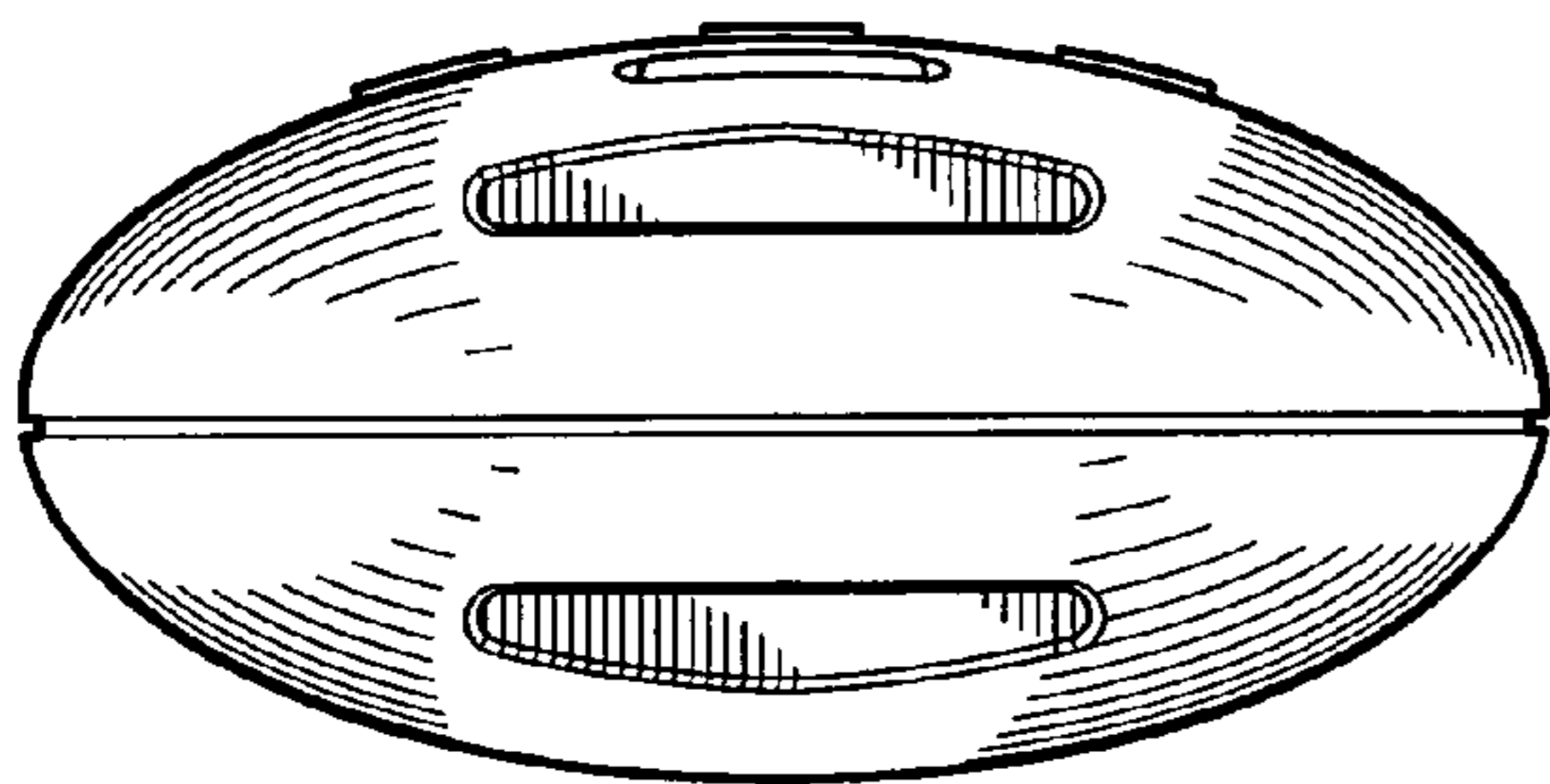


Fig. 7

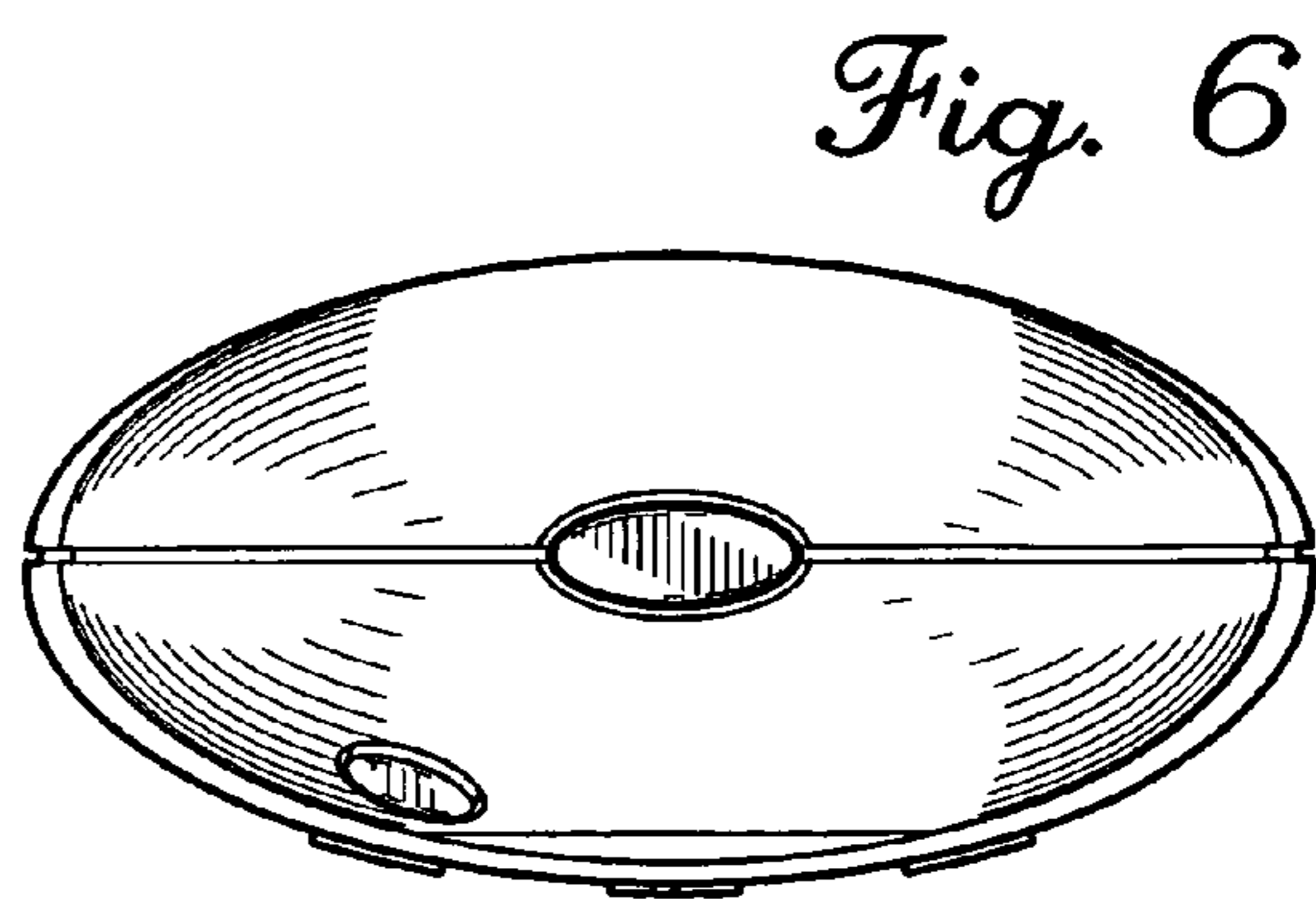


Fig. 6